

## Silicon Super Fast Recovery Diode

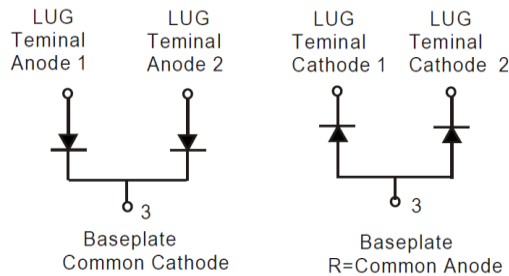
$V_{RRM} = 50\text{ V} - 200\text{ V}$

$I_{F(AV)} = 300\text{ A}$

### Features

- High Surge Capability
- Types from 50 V to 200 V  $V_{RRM}$
- Not ESD Sensitive

### Twin Tower Package



### Maximum ratings, at $T_j = 25\text{ }^\circ\text{C}$ , unless otherwise specified ("R" devices have leads reversed)

Parameter	Symbol	Conditions	MUR30005CT(R)	MUR30010CT(R)	MUR30020CT(R)	Unit
Repetitive peak reverse voltage	$V_{RRM}$		50	100	200	V
RMS reverse voltage	$V_{RMS}$		35	70	140	V
DC blocking voltage	$V_{DC}$		50	100	200	V
Operating temperature	$T_j$		-55 to 150	-55 to 150	-55 to 150	$^\circ\text{C}$
Storage temperature	$T_{stg}$		-55 to 150	-55 to 150	-55 to 150	$^\circ\text{C}$

### Electrical characteristics, at $T_j = 25\text{ }^\circ\text{C}$ , unless otherwise specified

Parameter	Symbol	Conditions	MUR30005CT(R)	MUR30010CT(R)	MUR30020CT(R)	Unit
Average forward current (per pkg)	$I_{F(AV)}$	$T_C = 125\text{ }^\circ\text{C}$	300	300	300	A
Peak forward surge current (per leg)	$I_{FSM}$	$t_p = 8.3\text{ ms}$ , half sine	2750	2750	2750	A
Maximum instantaneous forward voltage (per leg)	$V_F$	$I_{FM} = 150\text{ A}$ , $T_j = 25\text{ }^\circ\text{C}$	1.0	1.0	1.0	V
Maximum reverse current at rated DC blocking voltage (per leg)	$I_R$	$T_j = 25\text{ }^\circ\text{C}$	25	25	25	$\mu\text{A}$
		$T_j = 125\text{ }^\circ\text{C}$	3	3	3	mA
Maximum reverse recovery time (per leg)	$T_{rr}$	$I_F = 0.5\text{ A}$ , $I_R = 1.0\text{ A}$ , $I_{RR} = 0.25\text{ A}$	100	100	100	nS

### Thermal characteristics

Parameter	Symbol	Conditions	MUR30005CT(R)	MUR30010CT(R)	MUR30020CT(R)	Unit
Maximum thermal resistance, junction - case (per leg)	$R_{\theta JC}$		0.40	0.40	0.40	$^\circ\text{C/W}$

Figure .1- Typical Forward Characteristics

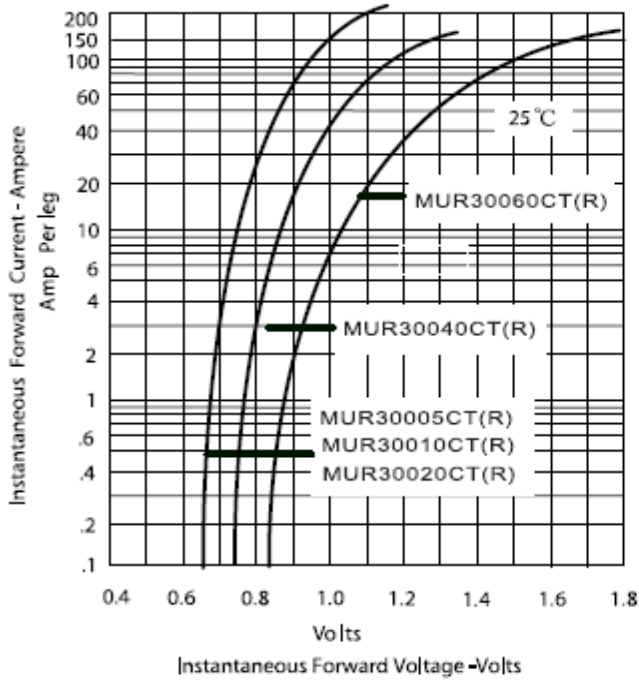


Figure .2- Forward Derating Curve

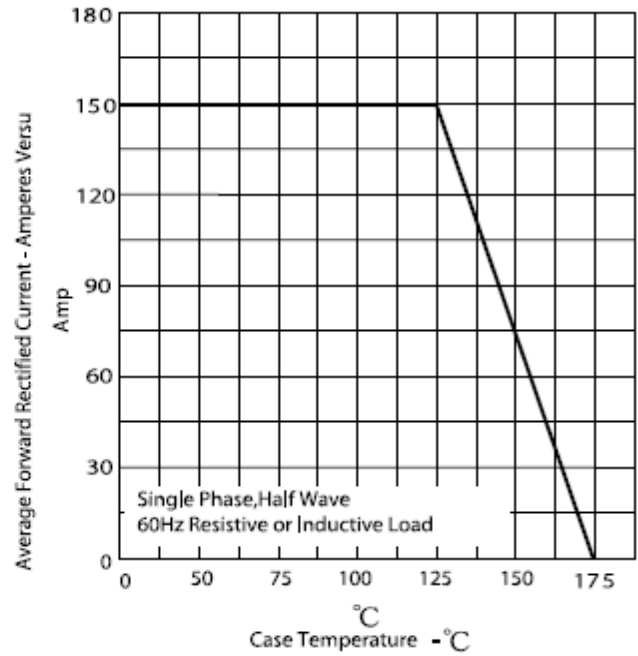


Figure.3- Peak Forward Surge Current

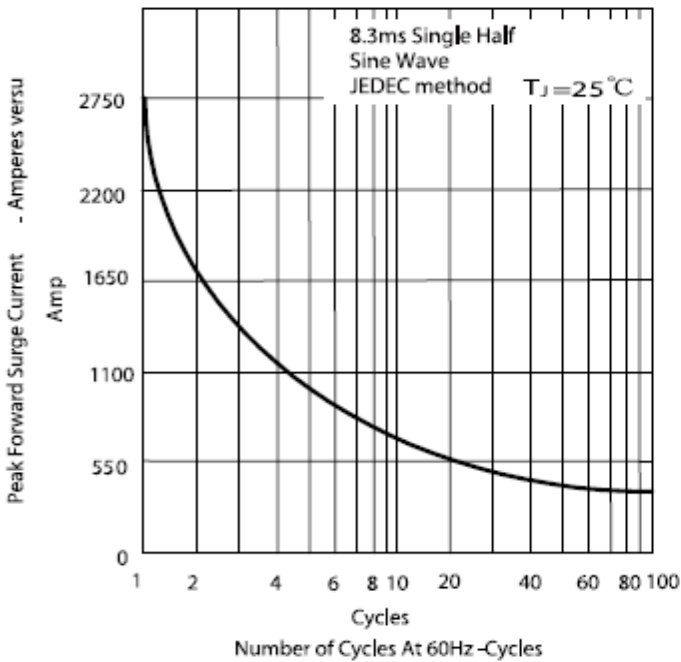
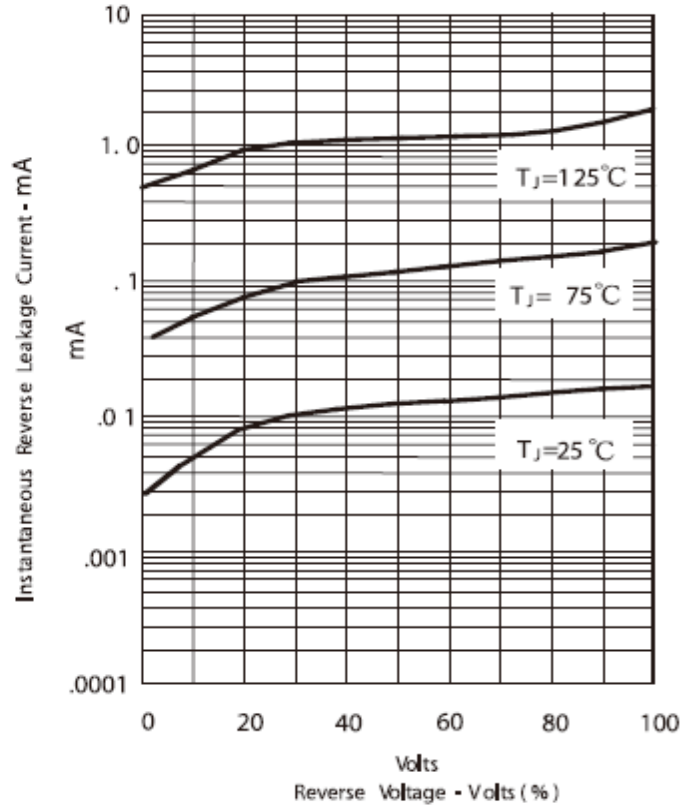
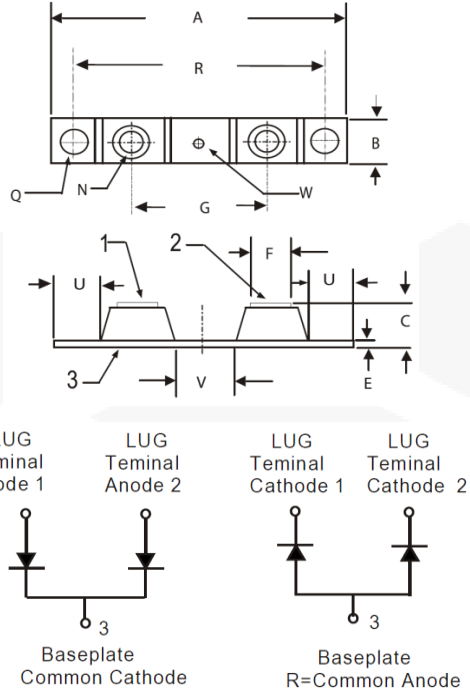


Figure .4-Typical Reverse Characteristics



## Package dimensions and terminal configuration

Product is marked with part number and terminal configuration.



DIM	Inches		Millimeters	
	Min	Max	Min	Max
A	----	3.630	----	92.40
B	0.700	0.800	17.78	20.32
C	----	0.650	----	16.51
E	0.130	0.141	3.30	3.60
F	0.482	0.490	12.25	12.45
G	1.368	BSC	34.75	BSC
N	1/4-20 UNC FULL			
Q	0.275	0.290	6.99	7.37
R	3.150	BSC	80.01	BSC
U	0.600	----	15.24	----
V	0.312	0.370	7.92	9.40
W	0.180	0.195	4.57	4.95

## X-ON Electronics

Largest Supplier of Electrical and Electronic Components

*Click to view similar products for [Discrete Semiconductor Modules](#) category:*

*Click to view products by [GeneSiC Semiconductor](#) manufacturer:*

Other Similar products are found below :

[M252511FV](#) [DD260N12K-A](#) [DD380N16A](#) [DD89N1600K-A](#) [APT2X21DC60J](#) [APT58M80J](#) [B522F-2-YEC](#) [MSTC90-16](#) [25.163.0653.1](#)  
[25.163.2453.0](#) [25.163.4253.0](#) [25.190.2053.0](#) [25.194.3453.0](#) [25.320.4853.1](#) [25.320.5253.1](#) [25.326.3253.1](#) [25.326.3553.1](#) [25.330.1653.1](#)  
[25.330.4753.1](#) [25.330.5253.1](#) [25.334.3253.1](#) [25.334.3353.1](#) [25.350.2053.0](#) [25.352.4753.1](#) [25.522.3253.0](#) [T483C](#) [T484C](#) [T485F](#) [T485H](#)  
[T512F-YEB](#) [T513F](#) [T514F](#) [T554](#) [T612FSE](#) [25.161.3453.0](#) [25.179.2253.0](#) [25.194.3253.0](#) [25.325.1253.1](#) [25.326.4253.1](#) [25.330.0953.1](#)  
[25.332.4353.1](#) [25.350.1653.0](#) [25.350.2453.0](#) [25.352.1453.0](#) [25.352.1653.0](#) [25.352.2453.0](#) [25.352.5453.1](#) [25.522.3353.0](#) [25.602.4053.0](#)  
[25.640.5053.0](#)