



GigaDevice

PRODUCT SELECTION GUIDE 2021



5G



MCU

FLASH

SENSOR



About Us

GigaDevice Semiconductor Inc. (SSE Stock Code 603986) is a global leading fabless supplier. The company was founded in April 2005 and headquartered in Beijing, China, with branch offices in many countries and regions worldwide, providing local support at customers' fingertips.

Committed to building a complete ecosystem with three major product lines-Flash memory, MCU, and sensor-as the core driving force, GigaDevice can provide a wide range of solutions and services in the fields of industrial, automotive, computing, consumer electronics, IoT, mobile, networking and communications. GigaDevice is currently ranked No. 1 SPI NOR FLASH® supplier in China and No. 3 in the world with accumulated shipments nearly 16 billion since its inception. GigaDevice GD32 MCU is a leader in China's high performance 32-bit general-purpose microcontroller market, with more than 500 million units shipped, and over 360 part numbers from 28 family series in a variety of applications. In addition, GigaDevice delivers touchscreen controller sensor and fingerprint sensor to world-renowned mobile makers around the globe. It is currently one of the only two optical fingerprint sensor suppliers in China with mass production capability. GigaDevice's touchscreen controller sensor is ranked No. 4, and the optical fingerprint sensor is ranked No. 3 in the world.

GigaDevice management system has achieved ISO 9001:2015 and ISO 14001:2015 certification. Constantly looking to expand the technology offering to customers, GigaDevice has also formed multiple strategic alliances with leading foundries, assembly, and test plants to streamline supply chain management. For more details, please visit: www.gigadevice.com

Contents

01 / GD32 MCU

16 / Flash

30 / Sensor

arm CORTEX

RISC-V

arm Community

RVA 中国开放指令生态 (RISC-V) 联盟
China RISC-V Alliance

arm University Program

CRVIC 中国RISC-V产业联盟
China RISC-V Industry Consortium

GD32 MCU

GD32 MCU Product Family

Performance	Arm® Cortex®-M 32-bit MCUs				RISC-V 32-bit MCUs
	Cortex®-M23	Cortex®-M3	Cortex®-M4	Cortex®-M33	RISC-V
High-Performance		<p>GD32F207 120MHz, 3M Flash, 256K RAM</p> <p>GD32F205 120MHz, 3M Flash, 256K RAM</p>	<p>GD32F450 200MHz, 3M Flash, 512K RAM</p> <p>GD32F407 168MHz, 3M Flash, 192K RAM</p> <p>GD32F405 168MHz, 3M Flash, 192K RAM</p> <p>GD32F403 168MHz, 3M Flash, 128K RAM</p>	<p>GD32E507 180MHz, 512K/128K</p> <p>GD32E505 180MHz, 512K/128K</p> <p>GD32E503 180MHz, 512K/128K</p>	
Mainstream		<p>GD32F107 108MHz, 1M Flash, 96K RAM</p> <p>GD32F105 108MHz, 1M Flash, 96K RAM</p> <p>GD32F103 108MHz, 3M Flash, 96K RAM</p> <p>GD32F101 56MHz, 3M Flash, 80K RAM</p>	<p>GD32F307 120MHz, 1M Flash, 96K RAM</p> <p>GD32F305 120MHz, 1M Flash, 96K RAM</p> <p>GD32F303 120MHz, 3M Flash, 96K RAM</p> <p>GD32E103 120MHz, 128K Flash, 32K RAM</p>	<p>GD32E501 100MHz, 512K/32K</p>	<p>GD32VF103 108MHz, 128K Flash, 32K RAM</p>
Entry-Level	<p>GD32E232 72MHz, 64K Flash, 8K RAM</p> <p>GD32E231 72MHz, 64K Flash, 8K RAM</p> <p>GD32E230 72MHz, 64K Flash, 8K RAM</p>	<p>GD32F190 72MHz, 64K Flash, 8K RAM</p> <p>GD32F170 48MHz, 64K Flash, 8K RAM</p> <p>GD32F150 72MHz, 64K Flash, 8K RAM</p> <p>GD32F130 48MHz, 64K Flash, 8K RAM</p>	<p>GD32F350 108MHz, 128K Flash, 16K RAM</p> <p>GD32F330 84MHz, 128K Flash, 16K RAM</p>		
Specific			<p>GD32FFPR 168MHz, 1M Flash, 128K RAM</p>	<p>GD32EPRT 168MHz, 384K/96K+4M</p>	

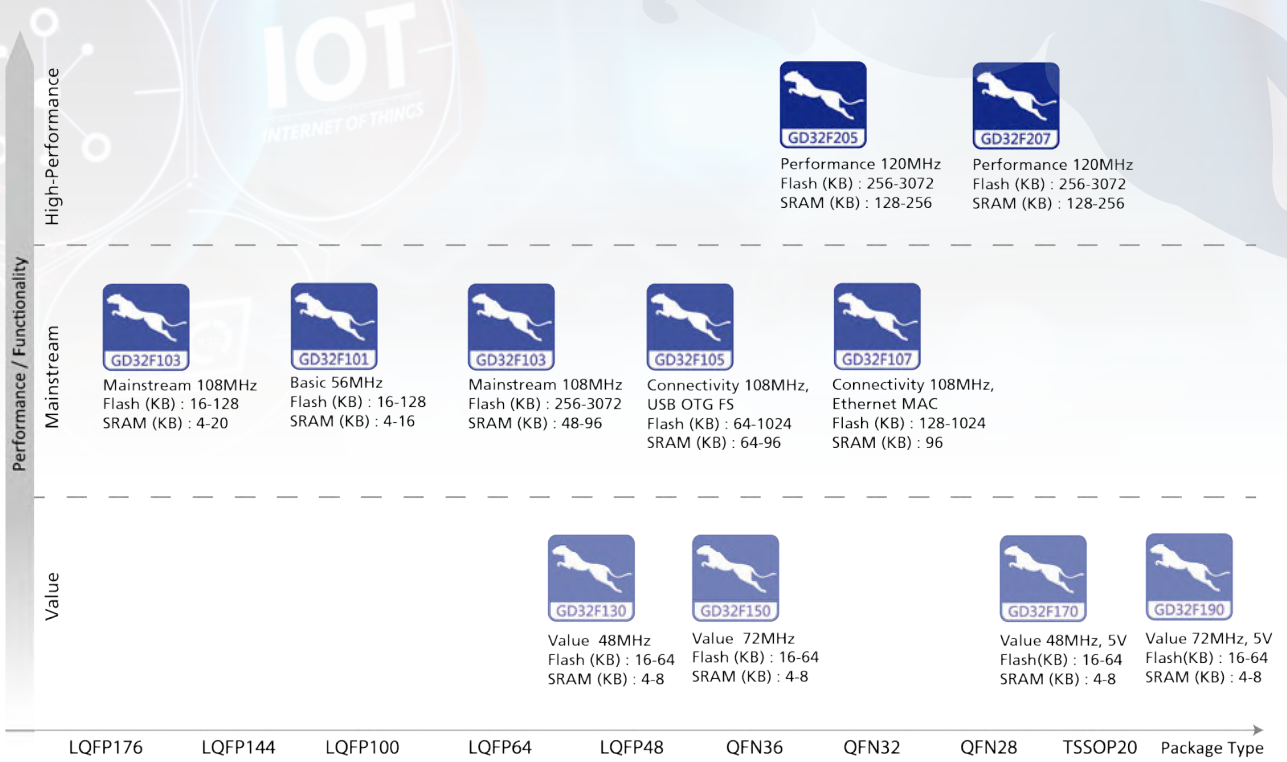
GD32 Development Ecosystem




All trademarks are property of their respective owners.



GD32 Cortex®-M3 MCU 200+ Part Numbers



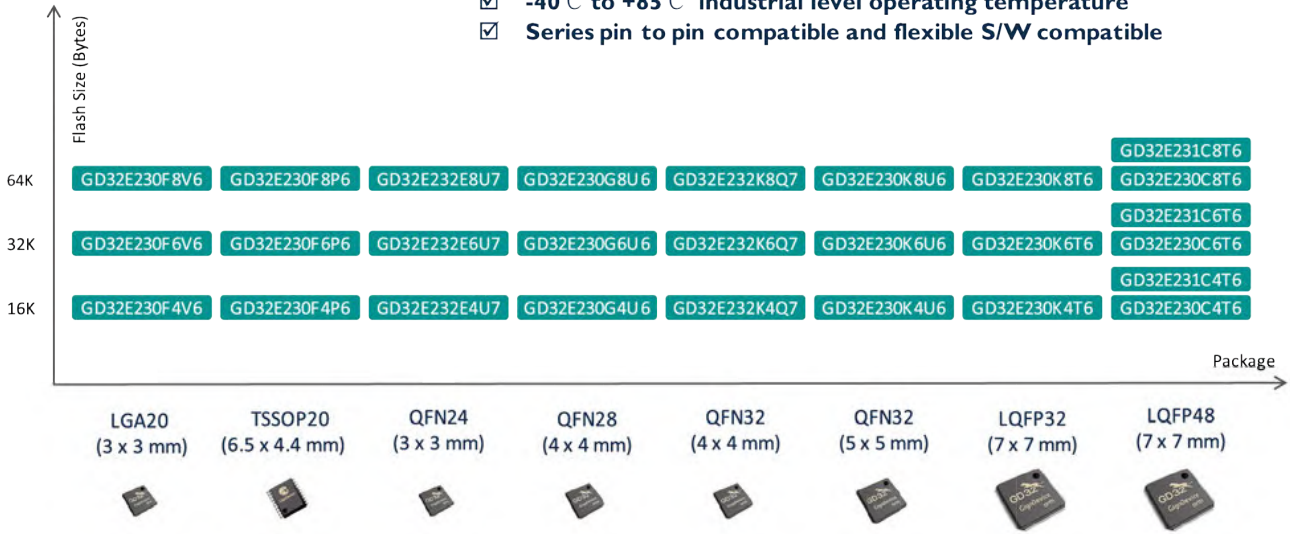
GD32 Cortex®-M4 MCU 100+ Part Numbers



GD32 Cortex®-M23 MCU 20+ Part Numbers



- ✓ GD32E230 & GD32E231 & GD32E232 Arm Cortex®-M23 value line @ 72MHz
- ✓ 16K-64K Flash, 4K-8K SRAM
- ✓ 1.8-3.6V supply; 5V tolerance I/Os
- ✓ -40°C to +85°C industrial level operating temperature
- ✓ Series pin to pin compatible and flexible S/W compatible



GD32 Cortex®-M33 MCU 20+ Part Numbers



- ✓ GD32E503/505/507/PRT High-performance line
- ✓ Cortex®-M33 @180MHz
- ✓ 128-512KB eFlash, 80-128KB SRAM
- ✓ 1.7-3.6V supply; 5V tolerance I/Os
- ✓ -40°C to +85°C industrial level operating temperature
- ✓ Series pin to pin compatible and flexible S/W compatible




GD32VF103 RISC-V MCU 14 Part Numbers



- ☑ **GD32VF103 RISC-V Bumblebee Core Mainstream Line**
- ☑ **Max F_{cpu} 108MHz, 16K-128K Flash, 6K-32K SRAM**
- ☑ **2.6-3.6V supply; 5V tolerance I/Os; all support USB OTG & CAN 2.0B**
- ☑ **-40°C to +85°C industrial level operating temperature**
- ☑ **Series pin to pin compatible and flexible S/W compatible**



MCU Package Options





GD32E5 series of 32-bit ARM® Cortex®-M33 MCUs Selection Guide

Series	Part No.	Max Speed (MHz)	Memory (Bytes)		I/O	Timer							Connectivity										
			Flash	SRAM		GPTM (32bit)	GPTM (16bit)	Advanced TM (16bit)	Bsc TM (16bit)	SysTick (24bit)	WDG	RTC	USART+UART	I ² C	SPI	USB 2.0	I ² S	SD IO	Ether-net	TMU	S RT		
GD32E503	GD32E503CCT6	180	256K	96K	up to 37	1	3	1	2	1	2	1	3+0	3	3	FS	2						
	GD32E503CET6	180	512K	128K	up to 37	1	9	1	2	1	2	1	3+0	3	3	FS	2						
	GD32E503RCT6	180	256K	96K	up to 51	1	3	2	2	1	2	1	4+2	3	3	FS	2	1					
	GD32E503RET6	180	512K	128K	up to 51	1	9	2	2	1	2	1	4+2	3	3	FS	2	1					
	GD32E503VCT6	180	256K	96K	up to 80	1	3	2	2	1	2	1	4+2	3	3	FS	2	1					
	GD32E503VET6	180	512K	128K	up to 80	1	9	2	2	1	2	1	4+2	3	3	FS	2	1					
	GD32E503ZCT6	180	256K	96K	up to 112	1	3	2	2	1	2	1	4+2	3	3	FS	2	1					
GD32E503ZET6	180	512K	128K	up to 112	1	9	2	2	1	2	1	4+2	3	3	FS	2	1						
GD32E505	GD32E505RBT6	180	128K	80K	up to 51	1	3	1	2	1	2	1	4+2	3	3	HS OTG	2						
	GD32E505RCT6	180	256K	96K	up to 51	1	3	1	2	1	2	1	4+2	3	3	HS OTG	2						
	GD32E505RET6	180	512K	128K	up to 51	1	9	2	2	1	2	1	4+2	3	3	HS OTG	2						
	GD32E505VCT6	180	256K	96K	up to 80	1	3	1	2	1	2	1	4+2	3	3	HS OTG	2						
	GD32E505VET6	180	512K	128K	up to 80	1	9	2	2	1	2	1	4+2	3	3	HS OTG	2						
	GD32E505ZCT6	180	256K	96K	up to 112	1	3	2	2	1	2	1	4+2	3	3	HS OTG	2						
	GD32E505ZET6	180	512K	128K	up to 112	1	9	2	2	1	2	1	4+2	3	3	HS OTG	2						

Series	Part No.	Max Speed (MHz)	Memory (Bytes)		I/O	Timer							Connectivity									
			Flash	SRAM		GPTM (32bit)	GPTM (16bit)	Advanced TM (16bit)	Bsc TM (16bit)	SysTick (24bit)	WDG	RTC	USART+UART	I ² C	SPI	USB 2.0	I ² S	SD IO	Ether-net	TMU	S RT	
GD32E507	GD32E507RCT6	180	256K	96K	up to 51	1	3	1	2	1	2	1	4+2	3	3	HS OTG	2					
	GD32E507RET6	180	512K	128K	up to 51	1	9	2	2	1	2	1	4+2	3	3	HS OTG	2					
	GD32E507VCT6	180	256K	96K	up to 80	1	3	1	2	1	2	1	4+2	3	3	HS OTG	2					
	GD32E507VET6	180	512K	128K	up to 80	1	9	2	2	1	2	1	4+2	3	3	HS OTG	2					
	GD32E507ZCT6	180	256K	96K	up to 112	1	3	2	2	1	2	1	4+2	3	3	HS OTG	2					
	GD32E507ZET6	180	512K	128K	up to 112	1	9	2	2	1	2	1	4+2	3	3	HS OTG	2					
GD32 EPRT	GD32EPTRTDT6	180	384K	96K+4MB PSRAM	up to 51	1	3	2	2	1	2	1	3+3	3	3	FS	2					
	GD32EPRTVDT6	180	384K	96K+4MB PSRAM	up to 80	1	3	2	2	1	2	1	3+3	3	3	FS	2					

GD32V series of 32-bit RISC-V MCUs Selection Guide

Series	Part No.	Max Speed (MHz)	Memory (Bytes)		I/O	Timer						Connectivity							
			Flash	SRAM		GPTM (16bit)	Advanced TM (16bit)	Basic TM (16bit)	SysTick (24bit)	WDG	RTC	USART+UART	I ² C	SPI	CAN 2.0B	USB 2.0 FS	I ² S	SDIO	Ether net
GD32VF103	GD32VF103T4U6	108	16K	6K	up to 26	2	1	2	1	2	1	2+0	1	1	2	OTG			
	GD32VF103T6U6	108	32K	10K	up to 26	2	1	2	1	2	1	2+0	1	1	2	OTG			
	GD32VF103T8U6	108	64K	20K	up to 26	4	1	2	1	2	1	2+0	1	1	2	OTG			
	GD32VF103TBU6	108	128K	32K	up to 26	4	1	2	1	2	1	2+0	1	1	2	OTG			
	GD32VF103C4T6	108	16K	6K	up to 37	2	1	2	1	2	1	2+0	1	1	2	OTG			
	GD32VF103C6T6	108	32K	10K	up to 37	2	1	2	1	2	1	2+0	1	1	2	OTG			
	GD32VF103C8T6	108	64K	20K	up to 37	4	1	2	1	2	1	3+0	2	3	2	OTG	2		
	GD32VF103CBT6	108	128K	32K	up to 37	4	1	2	1	2	1	3+0	2	3	2	OTG	2		
	GD32VF103R4T6	108	16K	6K	up to 51	2	1	2	1	2	1	2+0	1	1	2	OTG			
	GD32VF103R6T6	108	32K	10K	up to 51	2	1	2	1	2	1	2+0	1	1	2	OTG			
	GD32VF103R8T6	108	64K	20K	up to 51	4	1	2	1	2	1	3+2	2	3	2	OTG	2		
	GD32VF103RBT6	108	128K	32K	up to 51	4	1	2	1	2	1	3+2	2	3	2	OTG	2		
GD32VF103V8T6	108	64K	20K	up to 80	4	1	2	1	2	1	3+2	2	3	2	OTG	2			
GD32VF103VBT6	108	128K	32K	up to 80	4	1	2	1	2	1	3+2	2	3	2	OTG	2			

GD32E23x series of 32-bit ARM® Cortex®-M23 MCUs Selection Guide

Series	Part No.	Max Speed (MHz)	Memory (Bytes)		I/O	Timer						Connectivity						
			Flash	SRAM		GPTM (32bit)	GPTM (16bit)	Advanced TM (16bit)	Basic TM (16bit)	SysTick (24bit)	WDG	RTC	USART	I ² C	SPI	USB 2.0 FS	I ² S	Comp
GD32E230	GD32E230F4P6	72	16K	4K	up to 15		4	1	1	1	2	1	1	1	1	1	1	1
	GD32E230F6P6	72	32K	6K	up to 15		4	1	1	1	2	1	2	1	1		1	1
	GD32E230F8P6	72	64K	8K	up to 15		4	1	1	1	2	1	2	2	2		1	1
	GD32E230F4V6	72	16K	4K	up to 15		4	1	1	1	2	1	1	1	1		1	1
	GD32E230F6V6	72	32K	6K	up to 15		4	1	1	1	2	1	2	1	1		1	1
	GD32E230F8V6	72	64K	8K	up to 15		4	1	1	1	2	1	2	2	2		1	1
	GD32E230G4U6	72	16K	4K	up to 23		4	1	1	1	2	1	1	1	1		1	1
	GD32E230G6U6	72	32K	6K	up to 23		4	1	1	1	2	1	2	1	1		1	1
	GD32E230G8U6	72	64K	8K	up to 23		5	1	1	1	2	1	2	2	2		1	1
	GD32E230K4U6	72	16K	4K	up to 27		4	1	1	1	2	1	1	1	1		1	1
	GD32E230K6U6	72	32K	6K	up to 27		4	1	1	1	2	1	2	1	1		1	1
	GD32E230K8U6	72	64K	8K	up to 27		5	1	1	1	2	1	2	2	2		1	1
	GD32E230K4T6	72	16K	4K	up to 25		4	1	1	1	2	1	1	1	1		1	1

GD32E23x series of 32-bit ARM® Cortex®-M23 MCUs Selection Guide

Series	Part No.	Max Speed (MHz)	Memory (Bytes)		I/O	Timer							Connectivity					
			Flash	SRAM		GPTM (32bit)	GPTM (16bit)	Advanced TM (16bit)	Basic TM (16bit)	SysTick (24bit)	WDG	RTC	USART	I ² C	SPI	USB 2.0 FS	I ² S	Comp
GD32E230	GD32E230K6T6	72	32K	6K	up to 25		4	1	1	1	2	1	2	1	1		1	1
	GD32E230K8T6	72	64K	8K	up to 25		5	1	1	1	2	1	2	2	2		1	1
	GD32E230C4T6	72	16K	4K	up to 39		4	1	1	1	2	1	1	1	1		1	1
	GD32E230C6T6	72	32K	6K	up to 39		4	1	1	1	2	1	2	1	1		1	1
	GD32E230C8T6	72	64K	8K	up to 39		5	1	1	1	2	1	2	2	2		1	1
GD32E231	GD32E231C4T6	72	16K	4K	up to 37		4	1	1	1	2	1	1	1	1		1	1
	GD32E231C6T6	72	32K	6K	up to 37		4	1	1	1	2	1	2	1	1		1	1
	GD32E231C8T6	72	64K	8K	up to 37		5	1	1	1	2	1	2	2	2		1	1
GD32E232	GD32E232E4U7	72	16K	4K	up to 18	1	4	1	2	1	2	1	2	2	1		1	
	GD32E232E6U7	72	32K	6K	up to 18	1	4	1	2	1	2	1	2	2	1		1	
	GD32E232E8U7	72	64K	8K	up to 18	1	5	1	2	1	2	1	2	2	2		1	
	GD32E232K4Q7	72	16K	4K	up to 28	1	4	1	2	1	2	1	2	2	1		1	
	GD32E232K6Q7	72	32K	6K	up to 28	1	4	1	2	1	2	1	2	2	1		1	
GD32E232K8Q7	72	64K	8K	up to 28	1	5	1	2	1	2	1	2	2	2		1		

GD32E1 series of 32-bit ARM® Cortex®-M4F MCUs Selection Guide

Series	Part No.	Max Speed (MHz)	Memory (Bytes)		I/O	Timer							Connectivity						
			Flash	SRAM		GPTM (16bit)	Adv TM (16bit)	Bsc TM (16bit)	SysTick (24bit)	WDG	RTC	USART +UART	I ² C	SPI	CAN 2.0B	USB 2.0 FS	I ² S	SDIO	Ether-net
GD32E103	GD32E103T8U6	120	64K	20K	up to 26	4	1	2	1	2	1	2+0	1	1		OTG			
	GD32E103TBU6	120	128K	32K	up to 26	4	1	2	1	2	1	2+0	1	1		OTG			
	GD32E103C8T6	120	64K	20K	up to 37	10	1	2	1	2	1	3+0	2	3		OTG	2		
	GD32E103CBT6	120	128K	32K	up to 37	10	1	2	1	2	1	3+0	2	3		OTG	2		
	GD32E103R8T6	120	64K	20K	up to 51	10	2	2	1	2	1	3+2	2	3		OTG	2		
	GD32E103RBT6	120	128K	32K	up to 51	10	2	2	1	2	1	3+2	2	3		OTG	2		
	GD32E103V8T6	120	64K	20K	up to 80	10	2	2	1	2	1	3+2	2	3		OTG	2		
	GD32E103VBT6	120	128K	32K	up to 80	10	2	2	1	2	1	3+2	2	3		OTG	2		
GD32C103	GD32C103TBU6	120	128K	32K	up to 26	4	1	2	1	2	1	2+0	1	1	2 x FD	OTG			
	GD32C103CBT6	120	128K	32K	up to 37	10	1	2	1	2	1	3+0	2	3	2 x FD	OTG	2		
	GD32C103RBT6	120	128K	32K	up to 51	10	2	2	1	2	1	3+2	2	3	2 x FD	OTG	2		
	GD32C103VBT6	120	128K	32K	up to 80	10	2	2	1	2	1	3+2	2	3	2 x FD	OTG	2		

GD32F3 series of 32-bit ARM® Cortex®-M4 MCUs Selection Guide

Series	Part No.	Max Speed (MHz)	Memory (Bytes)		I/O	Timer						Connectivity							
			Flash	SRAM		GPTM (16bit)	Advanced TM (16bit)	Basic TM (16bit)	SysTick (24bit)	WDG	RTC	USART +UART	I ² C	SPI	CAN 2.0B	USB 2.0 FS	I ² S	SDIO	Ethernet
GD32F303	GD32F303CCT6	120	256K	48K	up to 37	4	1	2	1	2	1	3	2	3	1	1	2		
	GD32F303CET6	120	512K	64K	up to 37	4	1	2	1	2	1	3	2	3	1	1	2		
	GD32F303CGT6	120	1024K	96K	up to 37	10	1	2	1	2	1	3	2	3	1	1	2		
	GD32F303RCT6	120	256K	48K	up to 51	4	2	2	1	2	1	5	2	3	1	1	2	1	
	GD32F303RET6	120	512K	64K	up to 51	4	2	2	1	2	1	5	2	3	1	1	2	1	
	GD32F303RGT6	120	1024K	96K	up to 51	10	2	2	1	2	1	5	2	3	1	1	2	1	
	GD32F303RIT6	120	2048K	96K	up to 51	10	2	2	1	2	1	5	2	3	1	1	2	1	
	GD32F303RKT6	120	3072K	96K	up to 51	10	2	2	1	2	1	5	2	3	1	1	2	1	
	GD32F303VCT6	120	256K	48K	up to 80	4	2	2	1	2	1	5	2	3	1	1	2	1	
	GD32F303VET6	120	512K	64K	up to 80	4	2	2	1	2	1	5	2	3	1	1	2	1	
	GD32F303VGT6	120	1024K	96K	up to 80	10	2	2	1	2	1	5	2	3	1	1	2	1	
	GD32F303VIT6	120	2048K	96K	up to 80	10	2	2	1	2	1	5	2	3	1	1	2	1	
	GD32F303VKT6	120	3072K	96K	up to 80	10	2	2	1	2	1	5	2	3	1	1	2	1	
	GD32F303ZCT6	120	256K	48K	up to 112	4	2	2	1	2	1	5	2	3	1	1	2	1	
	GD32F303ZET6	120	512K	64K	up to 112	4	2	2	1	2	1	5	2	3	1	1	2	1	
	GD32F303ZGT6	120	1024K	96K	up to 112	10	2	2	1	2	1	5	2	3	1	1	2	1	
GD32F305	GD32F305ZIT6	120	2048K	96K	up to 112	10	2	2	1	2	1	5	2	3	1	1	2	1	
	GD32F305ZKT6	120	3072K	96K	up to 112	10	2	2	1	2	1	5	2	3	1	1	2	1	
	GD32F305RBT6	120	128K	64K	up to 51	4	1	2	1	2	1	5	2	3	2	OTG	2		
	GD32F305RCT6	120	256K	96K	up to 51	4	1	2	1	2	1	5	2	3	2	OTG	2		
	GD32F305RET6	120	512K	96K	up to 51	4	2	2	1	2	1	5	2	3	2	OTG	2		
	GD32F305RGT6	120	1024K	96K	up to 51	10	2	2	1	2	1	5	2	3	2	OTG	2		
	GD32F305VCT6	120	256K	96K	up to 80	4	1	2	1	2	1	5	2	3	2	OTG	2		
	GD32F305VET6	120	512K	96K	up to 80	4	2	2	1	2	1	5	2	3	2	OTG	2		
	GD32F305VGT6	120	1024K	96K	up to 80	10	2	2	1	2	1	5	2	3	2	OTG	2		
	GD32F305ZCT6	120	256K	96K	up to 112	4	2	2	1	2	1	5	2	3	2	OTG	2		
GD32F307	GD32F305ZET6	120	512K	96K	up to 112	4	2	2	1	2	1	5	2	3	2	OTG	2		
	GD32F305ZGT6	120	1024K	96K	up to 112	10	2	2	1	2	1	5	2	3	2	OTG	2		
	GD32F307RCT6	120	256K	96K	up to 51	4	1	2	1	2	1	5	2	3	2	OTG	2		
	GD32F307RET6	120	512K	96K	up to 51	4	2	2	1	2	1	5	2	3	2	OTG	2		
	GD32F307RGT6	120	1024K	96K	up to 51	10	2	2	1	2	1	5	2	3	2	OTG	2		
	GD32F307VCT6	120	256K	96K	up to 80	4	1	2	1	2	1	5	2	3	2	OTG	2		
	GD32F307VET6	120	512K	96K	up to 80	4	2	2	1	2	1	5	2	3	2	OTG	2		
	GD32F307VGT6	120	1024K	96K	up to 80	10	2	2	1	2	1	5	2	3	2	OTG	2		
GD32F307ZCT6	120	256K	96K	up to 112	4	2	2	1	2	1	5	2	3	2	OTG	2			
GD32F307ZET6	120	512K	96K	up to 112	4	2	2	1	2	1	5	2	3	2	OTG	2			
GD32F307ZGT6	120	1024K	96K	up to 112	10	2	2	1	2	1	5	2	3	2	OTG	2			

Series	Part No.	Max Speed (MHz)	Memory (Bytes)		I/O	Timer						Connectivity						
			Flash	SRAM		GPTM (32bit)	GPTM (16bit)	Advanced TM (16bit)	Basic TM (16bit)	SysTick (24bit)	WDG	RTC	USART	I ² C	SPI	USB 2.0 FS	I ² S	CEC
GD32F330	GD32F330F4P6	84	16K	4K	up to 15	1	4	1			1	2	1	1	1	1		
	GD32F330F6P6	84	32K	4K	up to 15	1	4	1			1	2	1	2	1	1		
	GD32F330F8P6	84	64K	8K	up to 15	1	4	1			1	2	1	2	2	2		
	GD32F330G4U6	84	16K	4K	up to 23	1	4	1			1	2	1	1	1	1		
	GD32F330G6U6	84	32K	4K	up to 23	1	4	1			1	2	1	2	1	1		
	GD32F330G8U6	84	64K	8K	up to 23	1	5	1			1	2	1	2	2	2		
	GD32F330K4U6	84	16K	4K	up to 27	1	4	1			1	2	1	1	1	1		
	GD32F330K6U6	84	32K	4K	up to 27	1	4	1			1	2	1	2	1	1		
	GD32F330K8U6	84	64K	8K	up to 27	1	5	1			1	2	1	2	2	2		
	GD32F330C4T6	84	16K	4K	up to 39	1	4	1			1	2	1	1	1	1		
	GD32F330C6T6	84	32K	4K	up to 39	1	4	1			1	2	1	2	1	1		
	GD32F330C8T6	84	64K	8K	up to 39	1	5	1			1	2	1	2	2	2		
	GD32F330CBT6	84	128K	16K	up to 39	1	5	1			1	2	1	2	2	2		
	GD32F330R8T6	84	64K	16K	up to 55	1	5	1			1	2	1	2	2	2		
	GD32F330RBT6	84	128K	16K	up to 55	1	5	1			1	2	1	2	2	2		

GD32F1 series of 32-bit ARM® Cortex®-M3 MCUs Selection Guide

Series	Part No.	Max Speed (MHz)	Memory (Bytes)		I/O	Timer							Connectivity						
			Flash	SRAM		GPTM (32bit)	GPTM (16bit)	Advanced TM (16bit)	Basic TM (16bit)	SysTick (24bit)	WDG	RTC	USART	I ² C	SPI	USB 2.0 FS	I ² S		
GD32F130	GD32F130F4P6	48	16K	4K	up to 15	1	4	1			1	2	1	1	1	1			
	GD32F130F6P6	48	32K	4K	up to 15	1	4	1			1	2	1	2	1	1			
	GD32F130F8P6	48	64K	8K	up to 15	1	4	1			1	2	1	2	2	2			
	GD32F130G4U6	48	16K	4K	up to 23	1	4	1			1	2	1	1	1	1			
	GD32F130G6U6	48	32K	4K	up to 23	1	4	1			1	2	1	2	1	1			
	GD32F130G8U6	48	64K	8K	up to 23	1	5	1			1	2	1	2	2	2			
	GD32F130K4T6	48	16K	4K	up to 27	1	4	1			1	2	1	1	1	1			
	GD32F130K6T6	48	32K	4K	up to 27	1	4	1			1	2	1	2	1	1			
	GD32F130K8T6	48	64K	8K	up to 27	1	5	1			1	2	1	2	2	2			
	GD32F130K4U6	48	16K	4K	up to 27	1	4	1			1	2	1	1	1	1			
	GD32F130K6U6	48	32K	4K	up to 27	1	4	1			1	2	1	2	1	1			
	GD32F130K8U6	48	64K	8K	up to 27	1	5	1			1	2	1	2	2	2			
	GD32F130C4T6	48	16K	4K	up to 39	1	4	1			1	2	1	1	1	1			
	GD32F130C6T6	48	32K	4K	up to 39	1	4	1			1	2	1	2	1	1			
	GD32F130C8T6	48	64K	8K	up to 39	1	5	1			1	2	1	2	2	2			
GD32F150	GD32F150R8T6	48	64K	8K	up to 55	1	5	1			1	2	1	2	2	2			
	GD32F150G4U6	72	16K	4K	up to 24	1	5	1	1	1	2	1	1	1	1	1	1	1	
	GD32F150G6U6	72	32K	6K	up to 24	1	5	1	1	1	2	1	2	1	1	1	1	1	
	GD32F150G8U6	72	64K	8K	up to 24	1	5	1	1	1	2	1	2	2	2	2	1	1	
	GD32F150K4U6	72	16K	4K	up to 27	1	5	1	1	1	2	1	1	1	1	1	1	1	
	GD32F150K6U6	72	32K	6K	up to 27	1	5	1	1	1	2	1	2	1	1	1	1	1	
	GD32F150K8U6	72	64K	8K	up to 27	1	5	1	1	1	2	1	2	2	2	2	1	1	
	GD32F150C4T6	72	16K	4K	up to 39	1	5	1	1	1	2	1	1	1	1	1	1	1	
	GD32F150C6T6	72	32K	6K	up to 39	1	5	1	1	1	2	1	2	1	1	1	1	1	
	GD32F150C8T6	72	64K	8K	up to 39	1	5	1	1	1	2	1	2	2	2	2	1	1	
	GD32F150R4T6	72	16K	4K	up to 55	1	5	1	1	1	2	1	1	1	1	1	1	1	
	GD32F150R6T6	72	32K	6K	up to 55	1	5	1	1	1	2	1	2	1	1	1	1	1	
	GD32F150R8T6	72	64K	8K	up to 55	1	5	1	1	1	2	1	2	2	2	2	1	1	

Series	Part No.	Max Speed (MHz)	Memory (Bytes)		I/O	Timer							Connectivity							
			Flash	SRAM		GPTM (32bit)	GPTM (16bit)	Advanced TM (16bit)	Basic TM (16bit)	SysTick (24bit)	WDG	RTC	USART	I ² C	SPI	CAN 2.0B	I ² S	LCD	OP amp	
GD32F170	GD32F170T4U6	48	16K	4K	up to 28	1	4	1			1	2	1	1	1	1	2			
	GD32F170T6U6	48	32K	4K	up to 28	1	4	1			1	2	1	2	1	1	2			
	GD32F170T8U6	48	64K	8K	up to 28	1	5	1			1	2	1	2	3	3	2			
	GD32F170C4T6	48	16K	4K	up to 39	1	4	1			1	2	1	1	1	1	2			
	GD32F170C6T6	48	32K	4K	up to 39	1	4	1			1	2	1	2	1	1	2			
	GD32F170C8T6	48	64K	8K	up to 39	1	5	1			1	2	1	2	3	3	2			
	GD32F170R8T6	48	64K	8K	up to 55	1	5	1			1	2	1	2	3	3	2			
GD32F190	GD32F190T4U6	72	16K	4K	up to 28	1	5	1	1	1	2	1	1	1	1	2	1			2
	GD32F190T6U6	72	32K	6K	up to 28	1	5	1	1	1	2	1	2	1	1	2	1			2
	GD32F190T8U6	72	64K	8K	up to 28	1	5	1	1	1	2	1	2	3	3	2	2			2
	GD32F190C4T6	72	16K	4K	up to 39	1	5	1	1	1	2	1	1	1	1	2	1	4x18		2
	GD32F190C6T6	72	32K	6K	up to 39	1	5	1	1	1	2	1	2	1	1	2	1	4x18		2
	GD32F190C8T6	72	64K	8K	up to 39	1	5	1	1	1	2	1	2	3	3	2	2	4x18		2
	GD32F190R4T6	72	16K	4K	up to 55	1	5	1	1	1	2	1	1	1	1	2	1	8x32		3
	GD32F190R6T6	72	32K	6K	up to 55	1	5	1	1	1	2	1	2	1	1	2	1	8x32		3
	GD32F190R8T6	72	64K	8K	up to 55	1	5	1	1	1	2	1	2	3	3	2	2	8x32		3

GD32F1 series of 32-bit ARM® Cortex®-M3 MCUs Selection Guide

Series	Part No.	Max Speed (MHz)	Memory (Bytes)		I/O	Timer						Connectivity							
			Flash	SRAM		GPTM (16bit)	Advanced TM (16bit)	Basic TM (16bit)	SysTick (24bit)	WDG	RTC	USART (UART)	I ² C	SPI	CAN 2.0B	USB 2.0 FS	I ² S	SDIO	Ether net
GD32F103	GD32F103T4U6	108	16K	6K	up to 26	2	1		1	2	1	2	1	1	1	1			
	GD32F103T6U6	108	32K	10K	up to 26	2	1		1	2	1	2	1	1	1	1			
	GD32F103T8U6	108	64K	20K	up to 26	3	1		1	2	1	2	1	1	1	1			
	GD32F103TBU6	108	128K	20K	up to 26	3	1		1	2	1	2	1	1	1	1			
	GD32F103C4T6	108	16K	6K	up to 37	2	1		1	2	1	2	1	1	1	1			
	GD32F103C6T6	108	32K	10K	up to 37	2	1		1	2	1	2	1	1	1	1			
	GD32F103C8T6	108	64K	20K	up to 37	3	1		1	2	1	3	2	2	1	1			
	GD32F103CBT6	108	128K	20K	up to 37	3	1		1	2	1	3	2	2	1	1			
	GD32F103R4T6	108	16K	6K	up to 51	2	1		1	2	1	2	1	1	1	1			
	GD32F103R6T6	108	32K	10K	up to 51	2	1		1	2	1	2	1	1	1	1			
	GD32F103R8T6	108	64K	20K	up to 51	3	1		1	2	1	3	2	2	1	1			
	GD32F103RBT6	108	128K	20K	up to 51	3	1		1	2	1	3	2	2	1	1			
	GD32F103RCT6	108	256K	48K	up to 51	4	2	2	1	2	1	5	2	3	1	1	2	1	
	GD32F103RDT6	108	384K	64K	up to 51	4	2	2	1	2	1	5	2	3	1	1	2	1	
	GD32F103RET6	108	512K	64K	up to 51	4	2	2	1	2	1	5	2	3	1	1	2	1	
	GD32F103RFT6	108	768K	96K	up to 51	10	2	2	1	2	1	5	2	3	1	1	2	1	
	GD32F103RGT6	108	1024K	96K	up to 51	10	2	2	1	2	1	5	2	3	1	1	2	1	
	GD32F103RIT6	108	2048K	96K	up to 51	10	2	2	1	2	1	5	2	3	1	1	2	1	
	GD32F103RKT6	108	3072K	96K	up to 51	10	2	2	1	2	1	5	2	3	1	1	2	1	
	GD32F103V8T6	108	64K	20K	up to 80	3	1		1	2	1	3	2	2	1	1			
	GD32F103VBT6	108	128K	20K	up to 80	3	1		1	2	1	3	2	2	1	1			
	GD32F103VCT6	108	256K	48K	up to 80	4	2	2	1	2	1	5	2	3	1	1	2	1	
	GD32F103VDT6	108	384K	64K	up to 80	4	2	2	1	2	1	5	2	3	1	1	2	1	
	GD32F103VET6	108	512K	64K	up to 80	4	2	2	1	2	1	5	2	3	1	1	2	1	
	GD32F103VFT6	108	768K	96K	up to 80	10	2	2	1	2	1	5	2	3	1	1	2	1	
	GD32F103VGT6	108	1024K	96K	up to 80	10	2	2	1	2	1	5	2	3	1	1	2	1	
	GD32F103VIT6	108	2048K	96K	up to 80	10	2	2	1	2	1	5	2	3	1	1	2	1	
	GD32F103VKT6	108	3072K	96K	up to 80	10	2	2	1	2	1	5	2	3	1	1	2	1	
	GD32F103ZCT6	108	256K	48K	up to 112	4	2	2	1	2	1	5	2	3	1	1	2	1	
	GD32F103ZDT6	108	384K	64K	up to 112	4	2	2	1	2	1	5	2	3	1	1	2	1	
	GD32F103ZET6	108	512K	64K	up to 112	4	2	2	1	2	1	5	2	3	1	1	2	1	
	GD32F103ZFT6	108	768K	96K	up to 112	10	2	2	1	2	1	5	2	3	1	1	2	1	
GD32F103ZGT6	108	1024K	96K	up to 112	10	2	2	1	2	1	5	2	3	1	1	2	1		
GD32F103ZIT6	108	2048K	96K	up to 112	10	2	2	1	2	1	5	2	3	1	1	2	1		
GD32F103ZKT6	108	3072K	96K	up to 112	10	2	2	1	2	1	5	2	3	1	1	2	1		

GD32F1 series of 32-bit ARM® Cortex®-M3 MCUs Selection Guide

Series	Part No.	Max Speed (MHz)	Memory (Bytes)		I/O	Timer						Connectivity							
			Flash	SRAM		GPTM (16bit)	Advanced TM (16bit)	Basic TM (16bit)	SysTick (24bit)	WDG	RTC	USART (UART)	I ² C	SPI	CAN 2.0B	USB 2.0 FS	I ² S	SDIO	Ether net
GD32F105	GD32F105R8T6	108	64K	64K	up to 51	4	1	2	1	2	1	5	2	3	2	OTG	2		
	GD32F105RBT6	108	128K	64K	up to 51	4	1	2	1	2	1	5	2	3	2	OTG	2		
	GD32F105RCT6	108	256K	96K	up to 51	4	1	2	1	2	1	5	2	3	2	OTG	2		
	GD32F105RDT6	108	384K	96K	up to 51	4	1	2	1	2	1	5	2	3	2	OTG	2		
	GD32F105RET6	108	512K	96K	up to 51	4	1	2	1	2	1	5	2	3	2	OTG	2		
	GD32F105RFT6	108	768K	96K	up to 51	4	1	2	1	2	1	5	2	3	2	OTG	2		
	GD32F105RGT6	108	1024K	96K	up to 51	4	1	2	1	2	1	5	2	3	2	OTG	2		
	GD32F105V8T6	108	64K	64K	up to 80	4	1	2	1	2	1	5	2	3	2	OTG	2		
	GD32F105VBT6	108	128K	64K	up to 80	4	1	2	1	2	1	5	2	3	2	OTG	2		
	GD32F105VCT6	108	256K	96K	up to 80	4	1	2	1	2	1	5	2	3	2	OTG	2		
	GD32F105VDT6	108	384K	96K	up to 80	4	1	2	1	2	1	5	2	3	2	OTG	2		
	GD32F105VET6	108	512K	96K	up to 80	4	1	2	1	2	1	5	2	3	2	OTG	2		
	GD32F105VFT6	108	768K	96K	up to 80	4	1	2	1	2	1	5	2	3	2	OTG	2		
	GD32F105VGT6	108	1024K	96K	up to 80	4	1	2	1	2	1	5	2	3	2	OTG	2		
	GD32F105ZCT6	108	256K	96K	up to 112	4	1	2	1	2	1	5	2	3	2	OTG	2		
	GD32F105ZDT6	108	384K	96K	up to 112	4	1	2	1	2	1	5	2	3	2	OTG	2		
GD32F107	GD32F105ZET6	108	512K	96K	up to 112	4	1	2	1	2	1	5	2	3	2	OTG	2		
	GD32F105ZFT6	108	768K	96K	up to 112	4	1	2	1	2	1	5	2	3	2	OTG	2		
	GD32F105ZGT6	108	1024K	96K	up to 112	4	1	2	1	2	1	5	2	3	2	OTG	2		
	GD32F107RBT6	108	128K	96K	up to 51	4	1	2	1	2	1	5	1	3	2	OTG	2		•
	GD32F107RCT6	108	256K	96K	up to 51	4	1	2	1	2	1	5	1	3	2	OTG	2		•
	GD32F107RDT6	108	384K	96K	up to 51	4	1	2	1	2	1	5	2	3	2	OTG	2		•
	GD32F107RET6	108	512K	96K	up to 51	4	1	2	1	2	1	5	2	3	2	OTG	2		•
	GD32F107RFT6	108	768K	96K	up to 51	4	1	2	1	2	1	5	2	3	2	OTG	2		•
	GD32F107RGT6	108	1024K	96K	up to 51	4	1	2	1	2	1	5	2	3	2	OTG	2		•
	GD32F107VBT6	108	128K	96K	up to 80	4	1	2	1	2	1	5	1	3	2	OTG	2		•
	GD32F107VCT6	108	256K	96K	up to 80	4	1	2	1	2	1	5	1	3	2	OTG	2		•
	GD32F107VDT6	108	384K	96K	up to 80	4	1	2	1	2	1	5	2	3	2	OTG	2		•
	GD32F107VET6	108	512K	96K	up to 80	4	1	2	1	2	1	5	2	3	2	OTG	2		•
	GD32F107VFT6	108	768K	96K	up to 80	4	1	2	1	2	1	5	2	3	2	OTG	2		•
	GD32F107VGT6	108	1024K	96K	up to 80	4	1	2	1	2	1	5	2	3	2	OTG	2		•
	GD32F107ZCT6	108	256K	96K	up to 112	4	1	2	1	2	1	5	2	3	2	OTG	2		•
GD32F107ZDT6	108	384K	96K	up to 112	4	1	2	1	2	1	5	2	3	2	OTG	2		•	
GD32F107ZET6	108	512K	96K	up to 112	4	1	2	1	2	1	5	2	3	2	OTG	2		•	
GD32F107ZFT6	108	768K	96K	up to 112	4	1	2	1	2	1	5	2	3	2	OTG	2		•	
GD32F107ZGT6	108	1024K	96K	up to 112	4	1	2	1	2	1	5	2	3	2	OTG	2		•	

GD32F1 series of 32-bit ARM® Cortex®-M3 MCUs Selection Guide

Series	Part No.	Max Speed (MHz)	Memory (Bytes)		I/O	Timer						Connectivity								
			Flash	SRAM		GPTM (16bit)	Advanced TM (16bit)	Basic TM (16bit)	SysTick (24bit)	WDG	RTC	USART (UART)	I ² C	SPI	CAN 2.0B	USB 2.0 FS	I ² S	SDIO	Ether net	
GD32F101	GD32F101T4U6	56	16K	4K	up to 26	2	1		1	2	1	2	1	1						
	GD32F101T6U6	56	32K	6K	up to 26	2	1		1	2	1	2	1	1						
	GD32F101T8U6	56	64K	10K	up to 26	3	1		1	2	1	2	1	1						
	GD32F101TBU6	56	128K	16K	up to 26	3	1		1	2	1	2	1	1						
	GD32F101C4T6	56	16K	4K	up to 37	2	1		1	2	1	2	1	1						
	GD32F101C6T6	56	32K	6K	up to 37	2			1	2	1	2	1	1						
	GD32F101C8T6	56	64K	10K	up to 37	3			1	2	1	3	2	2						
	GD32F101CBT6	56	128K	16K	up to 37	3			1	2	1	3	2	2						
	GD32F101R4T6	56	16K	4K	up to 51	2			1	2	1	2	1	1						
	GD32F101R6T6	56	32K	6K	up to 51	2			1	2	1	2	1	1						
	GD32F101R8T6	56	64K	10K	up to 51	3			1	2	1	3	2	2						
	GD32F101RBT6	56	128K	16K	up to 51	3			1	2	1	3	2	2						
	GD32F101RCT6	56	256K	32K	up to 51	4		2	1	2	1	5	2	3						
	GD32F101RDT6	56	384K	48K	up to 51	4		2	1	2	1	5	2	3						
	GD32F101RET6	56	512K	48K	up to 51	4		2	1	2	1	5	2	3						
	GD32F101RFT6	56	768K	80K	up to 51	10		2	1	2	1	5	2	3						
	GD32F101RGT6	56	1024K	80K	up to 51	10		2	1	2	1	5	2	3						
	GD32F101RIT6	56	2048K	80K	up to 51	10		2	1	2	1	5	2	3						
	GD32F101RKT6	56	3072K	80K	up to 51	10		2	1	2	1	5	2	3						
	GD32F101V8T6	56	64K	10K	up to 80	3			1	2	1	3	2	2						
	GD32F101VBT6	56	128K	16K	up to 80	3			1	2	1	3	2	2						
	GD32F101VCT6	56	256K	32K	up to 80	4		2	1	2	1	5	2	3						
	GD32F101VDT6	56	384K	48K	up to 80	4		2	1	2	1	5	2	3						
	GD32F101VET6	56	512K	48K	up to 80	4		2	1	2	1	5	2	3						
	GD32F101VFT6	56	768K	80K	up to 80	10		2	1	2	1	5	2	3						
	GD32F101VGT6	56	1024K	80K	up to 80	10		2	1	2	1	5	2	3						
	GD32F101VIT6	56	2048K	80K	up to 80	10		2	1	2	1	5	2	3						
	GD32F101VKT6	56	3072K	80K	up to 80	10		2	1	2	1	5	2	3						
	GD32F101ZCT6	56	256K	32K	up to 112	4		2	1	2	1	5	2	3						
	GD32F101ZDT6	56	384K	48K	up to 112	4		2	1	2	1	5	2	3						
	GD32F101ZET6	56	512K	48K	up to 112	4		2	1	2	1	5	2	3						
	GD32F101ZFT6	56	768K	80K	up to 112	10		2	1	2	1	5	2	3						
GD32F101ZGT6	56	1024K	80K	up to 112	10		2	1	2	1	5	2	3							
GD32F101ZIT6	56	2048K	80K	up to 112	10		2	1	2	1	5	2	3							
GD32F101ZKT6	56	3072K	80K	up to 112	10		2	1	2	1	5	2	3							

SPI NOR Flash



GD SPI NOR Flash Features

3.0V

- ◆ **Single Power Supply Voltage**
 - Voltage range: 2.7V~3.6V
- ◆ **High Speed Clock Frequency**
 - Maximum 200MHz for fast read*
 - Dual I/O Data transfer up to 332Mbit/s
 - Quad I/O Data transfer up to 664Mbit/s
 - DTR Quad I/O Data transfer up to 1600Mbit/s
 - DTR Octal I/O Data transfer up to 3200Mbit/s
 - Continuous read with 8/16/32/64-Byte wrap
- ◆ **Flexible Memory Architecture**
 - Sector size: 4K Bytes
 - Block size: 32/64K Bytes

1.8V

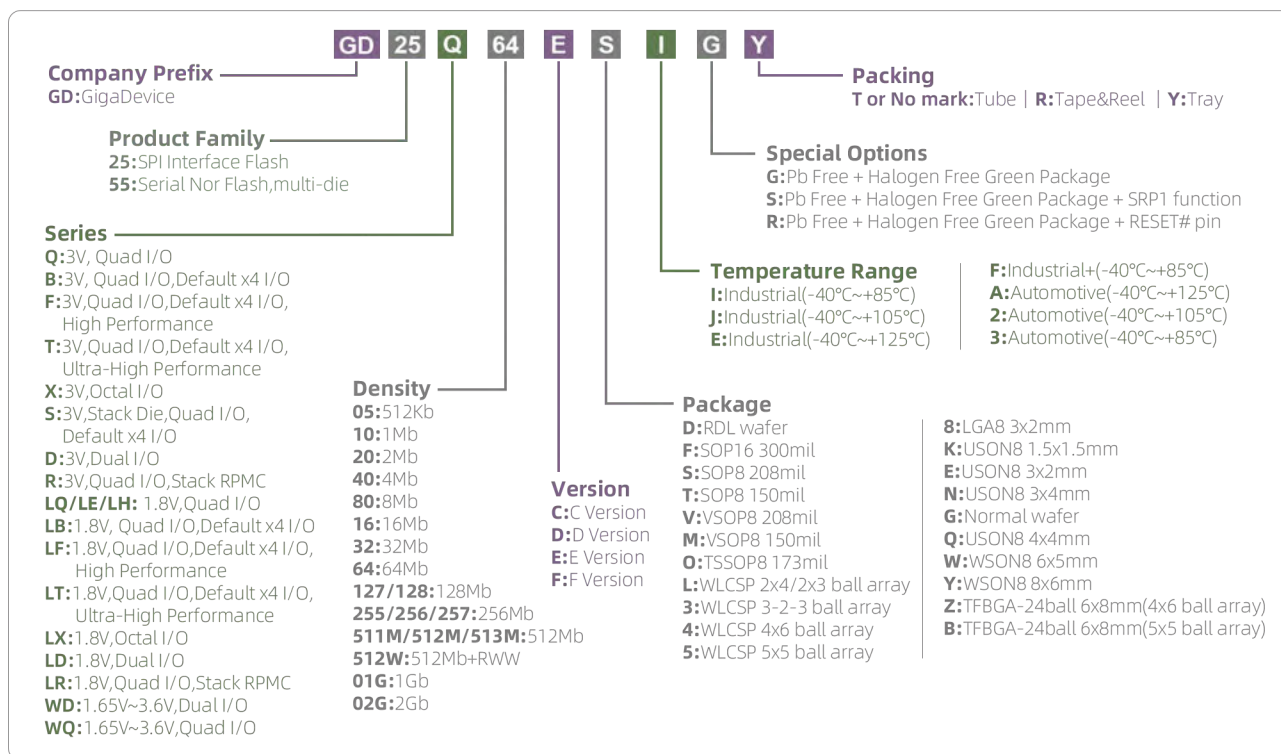
- ◆ **Single Power Supply Voltage**
 - Voltage range: 1.65V~2.0V
- ◆ **High Speed Clock Frequency**
 - Maximum 200MHz for fast read*
 - Dual I/O Data transfer up to 332Mbit/s
 - Quad I/O Data transfer up to 664Mbit/s
 - QPI Data transfer up to 664Mbit/s
 - DTR Quad I/O Data transfer up to 1600Mbit/s
 - DTR Octal I/O Data transfer up to 3200Mbit/s
 - Continuous read with 8/16/32/64-Byte wrap
- ◆ **Flexible Memory Architecture**
 - Sector size: 4K Bytes
 - Block size: 32/64K Bytes

1.65V~3.6V

- ◆ **Single Power Supply Voltage**
 - Voltage range: 1.65V~3.6V
- ◆ **High Speed Clock Frequency**
 - Maximum 104MHz for fast read*
 - Dual I/O Data transfer up to 208Mbit/s
 - Quad I/O Data transfer up to 416Mbit/s
 - Continuous read with 8/16/32/64-Byte wrap
- ◆ **Flexible Memory Architecture**
 - Sector size: 4K Bytes
 - Block size: 32/64K Bytes

* Please refer to page 18-23 for details.

GD SPI NOR Flash Part Number Definition



GD SPI NOR Flash Feature List

Flash Type	3.0V								1.8V								1.65V-3.6V		
	Q	B	F	X	T	R	S	D	LQ	LB	LF	LE	LX	LT	LR	LH	LD	WQ	WD
Part No.	xxC xxD xxE	xxC xxD xxE	xxE xxF	xxE	xxE	xxC xxD xxE	xxD	xxD	xxC xxD xxE	xxC xxD xxE	xxE	xxC xxD xxE	xxE	xxE	xxC xxD xxE	xxC xxD xxE	xxC	xxE	xxC
Single I/O (1-1-1)	•	•	•	•	•	•	•	•	•	•	•	•	•	•	•	•	•	•	•
Dual Output (1-1-2)	•	*	•			*	•	•	•	*	•	•			*	•	•	•	•
Dual I/O (1-2-2)	•	*	•			*	•	•	•	*	•	•			*	•	•	•	•
Quad Output (1-1-4)	•	•	•			•	•	•	•	•	•	•			•	•	•	•	•
Quad I/O (1-4-4)	•	•	•			•	•	•	•	•	•	•			•	•	•	•	•
Octal Output (1-1-8)				•									•						
Octal I/O (1-8-8)				•									•						
QPI (4-4-4)		*			•				•	•	•	•		•	•				
OPI (8-8-8)					•								•						
H/W Reset (RESET# Pin)	*	*	•	•	•	*	•		*	*	*	*	•	•	*				*
S/W Reset	•	•	•	•	•	•	•		•	•	•	•	•	•	•	•			•
H/W Write Protection (WP# Pin)	•	*		•	•	*		•	•	*		•	•	•	*	•	•	•	•
S/W Write Protection	•	•	•	•	•	•	•	•	•	•	•	•	•	•	•	•	•	•	•
Volatile & Non-volatile Status Register Bit	•	•	•	•	•	•	•	•	•	•	•	•	•	•	•	•			•
Output Driver Strength	*	*	•	•	•	*	•		*	*	*	*	•	•	*				*
Security Registers with OTP Locks	•	•	•	•	•	•	•		•	•	•	•	•	•	•	•			•
SFDP Register	•	•	•	•	•	•	•		•	•	•	•	•	•	•	•			•
DTR		*	•	•	•					*	•		•	•					
ECC			*	•	•								•	•					

* This feature is supported by part of family.

GD SPI NOR Flash Product List

Part No.	Density	Voltage	Organization	I/O Bus	Frequency (MHz)
GD25LD05C	512Kb	1.65V-2.0V	4KB / 32KB / 64KB	Single / Dual Output	50MHz(x1) 40MHz(x2)
GD25LD10C	1Mb	1.65V-2.0V	4KB / 32KB / 64KB	Single / Dual Output	50MHz(x1) 40MHz(x2)
GD25LQ20E	2Mb	1.65V-2.1V	4KB / 32KB / 64KB	Single / Dual / Quad	133MHz(x1, x2, x4)
GD25LE20E	2Mb	1.65V-2.0V	4KB / 32KB / 64KB	Single / Dual / Quad	133MHz(x1, x2, x4)
GD25LD20C	2Mb	1.65V-2.0V	4KB / 32KB / 64KB	Single / Dual Output	50MHz(x1) 40MHz(x2)
GD25LQ40E	4Mb	1.65V-2.1V	4KB / 32KB / 64KB	Single / Dual / Quad	133MHz(x1, x2, x4)
GD25LE40E	4Mb	1.65V-2.0V	4KB / 32KB / 64KB	Single / Dual / Quad	133MHz(x1, x2, x4)
GD25LD40C	4Mb	1.65V-2.0V	4KB / 32KB / 64KB	Single / Dual Output	50MHz(x1) 40MHz(x2)
GD25LH40C	4Mb	1.65V-2.0V	4KB / 32KB / 64KB	Single / Dual / Quad	104MHz(x1, x2, x4)
GD25LE80E	8Mb	1.65V-2.0V	4KB / 32KB / 64KB	Single / Dual / Quad	133MHz(x1, x2, x4)
GD25LF80E	8Mb	1.65V-2.0V	4KB / 32KB / 64KB	Single / Dual / Quad	166MHz(x1, x2, x4) 104MHz(DTR)
GD25LH80E	8Mb	1.65V-2.0V	4KB / 32KB / 64KB	Single / Dual / Quad	133MHz(x1, x2, x4)
GD25LQ80E	8Mb	1.65V-2.1V	4KB / 32KB / 64KB	Single / Dual / Quad	133MHz(x1, x2, x4)
GD25LD80C	8Mb	1.65V-2.0V	4KB / 32KB / 64KB	Single / Dual Output	50MHz(x1) 40MHz(x2)
GD25LB16E	16Mb	1.65V-2.0V	4KB / 32KB / 64KB	Single / Dual / Quad	133MHz(x1, x2, x4)
GD25LE16E	16Mb	1.65V-2.0V	4KB / 32KB / 64KB	Single / Dual / Quad	133MHz(x1, x2, x4)
GD25LF16E	16Mb	1.65V-2.0V	4KB / 32KB / 64KB	Single / Dual / Quad	166MHz(x1, x2, x4) 104MHz(DTR)
GD25LH16E	16Mb	1.65V-2.0V	4KB / 32KB / 64KB	Single / Dual / Quad	133MHz(x1, x2, x4)
GD25LQ16E	16Mb	1.65V-2.1V	4KB / 32KB / 64KB	Single / Dual / Quad	133MHz(x1, x2, x4)
GD25LB32E	32Mb	1.65V-2.0V	4KB / 32KB / 64KB	Single / Dual / Quad	133MHz(x1, x2, x4)
GD25LE32E	32Mb	1.65V-2.0V	4KB / 32KB / 64KB	Single / Dual / Quad	133MHz(x1, x2, x4)
GD25LF32E	32Mb	1.65V-2.0V	4KB / 32KB / 64KB	Single / Dual / Quad	166MHz(x1, x2, x4) 104MHz(DTR)
GD25LH32E	32Mb	1.65V-2.0V	4KB / 32KB / 64KB	Single / Dual / Quad	133MHz(x1, x2, x4)
GD25LQ32E	32Mb	1.65V-2.0V	4KB / 32KB / 64KB	Single / Dual / Quad	133MHz(x1, x2, x4)
GD25LB64E	64Mb	1.65V-2.0V	4KB / 32KB / 64KB	Single / Dual / Quad	133MHz(x1, x2, x4)
GD25LE64E	64Mb	1.65V-2.0V	4KB / 32KB / 64KB	Single / Dual / Quad	133MHz(x1, x2, x4)
GD25LF64E	64Mb	1.65V-2.0V	4KB / 32KB / 64KB	Single / Dual / Quad	166MHz(x1, x2, x4) 104MHz(DTR)
GD25LQ64E	64Mb	1.65V-2.0V	4KB / 32KB / 64KB	Single / Dual / Quad	133MHz(x1, x2, x4)
GD25LR64E	64Mb	1.65V-2.0V	4KB / 32KB / 64KB	Single / Dual / Quad	104MHz(x1, x2, x4)
GD25LR128E	128Mb	1.65V-2.0V	4KB / 32KB / 64KB	Single / Dual / Quad	104MHz(x1, x2, x4)
GD25LE128E	128Mb	1.65V-2.0V	4KB / 32KB / 64KB	Single / Dual / Quad	133MHz(x1, x2, x4)
GD25LB128E	128Mb	1.65V-2.0V	4KB / 32KB / 64KB	Single / Dual / Quad	133MHz(x1, x2, x4)
GD25LF128E	128Mb	1.65V-2.0V	4KB / 32KB / 64KB	Single / Dual / Quad	166MHz(x1, x2, x4) 104MHz(DTR)
GD25LQ128E	128Mb	1.65V-2.0V	4KB / 32KB / 64KB	Single / Dual / Quad	133MHz(x1, x2, x4)
GD25LE255E	256Mb	1.65V-2.0V	4KB / 32KB / 64KB	Single / Dual / Quad	133MHz(x1, x2, x4)
GD25LF255E	256Mb	1.65V-2.0V	4KB / 32KB / 64KB	Single / Dual / Quad	166MHz(x1, x2, x4) 104MHz(DTR)
GD25LQ255E	256Mb	1.65V-2.0V	4KB / 32KB / 64KB	Single / Dual / Quad	133MHz(x1, x2, x4)
GD25LB256E	256Mb	1.65V-2.0V	4KB / 32KB / 64KB	Single / Quad	166MHz(x1, x4) 104MHz(DTR)
GD25LR256E	256Mb	1.65V-2.0V	4KB / 32KB / 64KB	Single / Quad	104MHz(x1, x4) 60MHz(DTR)
GD25LT256E	256Mb	1.65V-2.0V	4KB / 32KB / 64KB	Single / Quad	166MHz(x1, x4) 200MHz(DTR)
GD25LX256E	256Mb	1.65V-2.0V	4KB / 32KB / 64KB	Single / Octal	166MHz(x1, x8) 200MHz(DTR)
GD55LE511ME	512Mb	1.65V-2.0V	4KB / 32KB / 64KB	Single / Dual / Quad	133MHz(x1, x2, x4)
GD55LF511ME	512Mb	1.65V-2.0V	4KB / 32KB / 64KB	Single / Dual / Quad	166MHz(x1, x2, x4) 104MHz(DTR)
GD25LB512ME	512Mb	1.65V-2.0V	4KB / 32KB / 64KB	Single / Quad	166MHz(x1, x4) 90MHz(DTR)
GD25LR512ME	512Mb	1.65V-2.0V	4KB / 32KB / 64KB	Single / Quad	104MHz(x1, x4) 60MHz(DTR)
GD25LT512ME	512Mb	1.65V-2.0V	4KB / 32KB / 64KB	Single / Quad	166MHz(x1, x4) 200MHz(DTR)
GD25LX512ME	512Mb	1.65V-2.0V	4KB / 32KB / 64KB	Single / Octal	166MHz(x1, x8) 200MHz(DTR)
GD55LT512WE	512Mb	1.65V-2.0V	4KB / 32KB / 64KB	Single / Quad	166MHz(x1, x4) 166MHz(DTR)
GD55LX512WE	512Mb	1.65V-2.0V	4KB / 32KB / 64KB	Single / Octal	166MHz(x1, x8) 166MHz(DTR)
GD55LB01GE	1Gb	1.65V-2.0V	4KB / 32KB / 64KB	Single / Quad	166MHz(x1, x4) 90MHz(DTR)
GD55LT01GE	1Gb	1.65V-2.0V	4KB / 32KB / 64KB	Single / Quad	166MHz(x1, x4) 200MHz(DTR)
GD55LX01GE	1Gb	1.65V-2.0V	4KB / 32KB / 64KB	Single / Octal	166MHz(x1, x8) 200MHz(DTR)
GD55LB02GE	2Gb	1.65V-2.0V	4KB / 32KB / 64KB	Single / Quad	166MHz(x1, x4) 90MHz(DTR)
GD55LT02GE	2Gb	1.65V-2.0V	4KB / 32KB / 64KB	Single / Quad	166MHz(x1, x4) 200MHz(DTR)
GD55LX02GE	2Gb	1.65V-2.0V	4KB / 32KB / 64KB	Single / Octal	166MHz(x1, x8) 200MHz(DTR)
GD25D05C	512Kb	2.7V-3.6V	4KB / 32KB / 64KB	Single / Dual Output	100MHz(x1) 80MHz(x2)
GD25D10C	1Mb	2.7V-3.6V	4KB / 32KB / 64KB	Single / Dual Output	100MHz(x1) 80MHz(x2)
GD25Q20E	2Mb	2.7V-3.6V	4KB / 32KB / 64KB	Single / Dual / Quad	133MHz(x1, x2, x4)
GD25D20C	2Mb	2.7V-3.6V	4KB / 32KB / 64KB	Single / Dual Output	100MHz(x1) 80MHz(x2)
GD25Q40E	4Mb	2.7V-3.6V	4KB / 32KB / 64KB	Single / Dual / Quad	133MHz(x1, x2, x4)
GD25D40C	4Mb	2.7V-3.6V	4KB / 32KB / 64KB	Single / Dual Output	100MHz(x1) 80MHz(x2)
GD25Q80E	8Mb	2.7V-3.6V	4KB / 32KB / 64KB	Single / Dual / Quad	133MHz(x1, x2, x4)

Part No.	Density	Voltage	Organization	I/O Bus	Frequency (MHz)
GD25D80C	8Mb	2.7V-3.6V	4KB / 32KB / 64KB	Single / Dual Output	100MHz(x1) 80MHz(x2)
GD25B16E	16Mb	2.7V-3.6V	4KB / 32KB / 64KB	Single / Dual / Quad	133MHz(x1, x2, x4)
GD25Q16E	16Mb	2.7V-3.6V	4KB / 32KB / 64KB	Single / Dual / Quad	133MHz(x1, x2, x4)
GD25B32E	32Mb	2.7V-3.6V	4KB / 32KB / 64KB	Single / Dual / Quad	133MHz(x1, x2, x4)
GD25Q32E	32Mb	2.7V-3.6V	4KB / 32KB / 64KB	Single / Dual / Quad	133MHz(x1, x2, x4)
GD25R32C	32Mb	2.7V-3.6V	4KB / 32KB / 64KB	Single / Dual / Quad	104MHz(x1, x2, x4)
GD25B64E	64Mb	2.7V-3.6V	4KB / 32KB / 64KB	Single / Dual / Quad	133MHz(x1, x2, x4)
GD25R64E	64Mb	2.7V-3.6V	4KB / 32KB / 64KB	Single / Dual / Quad	104MHz(x1, x2, x4)
GD25Q64E	64Mb	2.7V-3.6V	4KB / 32KB / 64KB	Single / Dual / Quad	133MHz(x1, x2, x4)
GD25B128E	128Mb	2.7V-3.6V	4KB / 32KB / 64KB	Single / Dual / Quad	133MHz(x1, x2, x4)
GD25F128E	128Mb	2.7V-3.6V	4KB / 32KB / 64KB	Single / Dual / Quad	133MHz(x1, x2, x4) 104MHz(DTR)
GD25Q128E	128Mb	2.7V-3.6V	4KB / 32KB / 64KB	Single / Dual / Quad	133MHz(x1, x2, x4)
GD25R128E	128Mb	2.7V-3.6V	4KB / 32KB / 64KB	Single / Dual / Quad	104MHz(x1, x2, x4)
GD25F128F	128Mb	2.7V-3.6V	4KB / 32KB / 64KB	Single / Dual / Quad	166MHz(x1, x2, x4) 104MHz(DTR)
GD25R256E	256Mb	2.7V-3.6V	4KB / 32KB / 64KB	Single / Dual / Quad	104MHz(x1, x2, x4)
GD25B256E	256Mb	2.7V-3.6V	4KB / 32KB / 64KB	Single / Dual / Quad	133MHz(x1, x2, x4)
GD25F256F	256Mb	2.7V-3.6V	4KB / 32KB / 64KB	Single / Dual / Quad	166MHz(x1, x2, x4) 104MHz(DTR)
GD55F256F	256Mb	2.7V-3.6V	4KB / 32KB / 64KB	Single / Dual / Quad	166MHz(x1, x2, x4) 104MHz(DTR)
GD25Q256E	256Mb	2.7V-3.6V	4KB / 32KB / 64KB	Single / Dual / Quad	133MHz(x1, x2, x4)
GD55F512MF	512Mb	2.7V-3.6V	4KB / 32KB / 64KB	Single / Dual / Quad	166MHz(x1, x2, x4) 104MHz(DTR)
GD25B512ME	512Mb	2.7V-3.6V	4KB / 32KB / 64KB	Single / Quad	166MHz(x1, x4) 90MHz(DTR)
GD25R512ME	512Mb	2.7V-3.6V	4KB / 32KB / 64KB	Single / Quad	104MHz(x1, x4) 60MHz(DTR)
GD25T512ME	512Mb	2.7V-3.6V	4KB / 32KB / 64KB	Single / Quad	166MHz(x1, x4) 200MHz(DTR)
GD25X512ME	512Mb	2.7V-3.6V	4KB / 32KB / 64KB	Single / Octal	166MHz(x1, x8) 200MHz(DTR)
GD55B01GE	1Gb	2.7V-3.6V	4KB / 32KB / 64KB	Single / Quad	166MHz(x1, x4) 90MHz(DTR)
GD55T01GE	1Gb	2.7V-3.6V	4KB / 32KB / 64KB	Single / Quad	166MHz(x1, x4) 200MHz(DTR)
GD55X01GE	1Gb	2.7V-3.6V	4KB / 32KB / 64KB	Single / Octal	166MHz(x1, x8) 200MHz(DTR)
GD55B02GE	2Gb	2.7V-3.6V	4KB / 32KB / 64KB	Single / Quad	166MHz(x1, x4) 90MHz(DTR)
GD55T02GE	2Gb	2.7V-3.6V	4KB / 32KB / 64KB	Single / Quad	166MHz(x1, x4) 200MHz(DTR)
GD55X02GE	2Gb	2.7V-3.6V	4KB / 32KB / 64KB	Single / Octal	166MHz(x1, x8) 200MHz(DTR)
GD25WD05C	512Kb	1.65V-3.6V	4KB / 32KB / 64KB	Single / Dual Output	100MHz(x1) 80MHz(x2)
GD25WD10C	1Mb	1.65V-3.6V	4KB / 32KB / 64KB	Single / Dual Output	100MHz(x1) 80MHz(x2)
GD25WQ20E	2Mb	1.65V-3.6V	4KB / 32KB / 64KB	Single / Dual / Quad	104MHz(x1, x2, x4)
GD25WD20C	2Mb	1.65V-3.6V	4KB / 32KB / 64KB	Single / Dual Output	100MHz(x1) 80MHz(x2)
GD25WQ40E	4Mb	1.65V-3.6V	4KB / 32KB / 64KB	Single / Dual / Quad	104MHz(x1, x2, x4)
GD25WD40C	4Mb	1.65V-3.6V	4KB / 32KB / 64KB	Single / Dual Output	100MHz(x1) 80MHz(x2)
GD25WQ80E	8Mb	1.65V-3.6V	4KB / 32KB / 64KB	Single / Dual / Quad	104MHz(x1, x2, x4)
GD25WD80C	8Mb	1.65V-3.6V	4KB / 32KB / 64KB	Single / Dual Output	100MHz(x1) 80MHz(x2)
GD25WQ16E	16Mb	1.65V-3.6V	4KB / 32KB / 64KB	Single / Dual / Quad	104MHz(x1, x2, x4)
GD25WQ32E	32Mb	1.65V-3.6V	4KB / 32KB / 64KB	Single / Dual / Quad	104MHz(x1, x2, x4)
GD25WQ64E	64Mb	1.65V-3.6V	4KB / 32KB / 64KB	Single / Dual / Quad	104MHz(x1, x2, x4)
GD25WQ128E	128Mb	1.65V-3.6V	4KB / 32KB / 64KB	Single / Dual / Quad	104MHz(x1, x2, x4)

Product Series

3V

Q: Quad I/O
 B: Quad I/O, Default x4 I/O
 F: Quad I/O, Default x4 I/O, High Performance
 T: Quad I/O, Default x4 I/O, Ultra-High Performance

X: Octal I/O
 D: Dual I/O
 R: Quad I/O, Stack RPMC

GD SPI NOR Flash (Automotive) Product List

Part No.	Density	Voltage	Organization	I/O Bus	Frequency (MHz)
GD25LQ20C	2Mb	1.65V-2.0V	4KB / 32KB / 64KB	Single / Dual / Quad	104MHz(x1, x2, x4)
GD25LQ20E	2Mb	1.65V-2.0V	4KB / 32KB / 64KB	Single / Dual / Quad	104MHz(x1, x2, x4)
GD25LQ40C	4Mb	1.65V-2.0V	4KB / 32KB / 64KB	Single / Dual / Quad	104MHz(x1, x2, x4)
GD25LQ40E	4Mb	1.65V-2.0V	4KB / 32KB / 64KB	Single / Dual / Quad	104MHz(x1, x2, x4)
GD25LQ80C	8Mb	1.65V-2.0V	4KB / 32KB / 64KB	Single / Dual / Quad	104MHz(x1, x2, x4)
GD25LQ80E	8Mb	1.65V-2.0V	4KB / 32KB / 64KB	Single / Dual / Quad	133MHz(x1, x2, x4)
GD25LQ16C	16Mb	1.65V-2.0V	4KB / 32KB / 64KB	Single / Dual / Quad	104MHz(x1, x2, x4)
GD25LQ16E	16Mb	1.65V-2.0V	4KB / 32KB / 64KB	Single / Dual / Quad	133MHz(x1, x2, x4)
GD25LQ32E	32Mb	1.65V-2.0V	4KB / 32KB / 64KB	Single / Dual / Quad	133MHz(x1, x2, x4)
GD25LQ64E	64Mb	1.65V-2.0V	4KB / 32KB / 64KB	Single / Dual / Quad	133MHz(x1, x2, x4)
GD25LQ128D	128Mb	1.65V-2.0V	4KB / 32KB / 64KB	Single / Dual / Quad	120MHz(x1, x2, x4)
GD25LQ128E	128Mb	1.65V-2.0V	4KB / 32KB / 64KB	Single / Dual / Quad	133MHz(x1, x2, x4)
GD25LB256E	256Mb	1.65V-2.0V	4KB / 32KB / 64KB	Single / Quad	133MHz(x1, x4) 84MHz(DTR)
GD25LT256E	256Mb	1.65V-2.0V	4KB / 32KB / 64KB	Single / Quad	166MHz(x1, x4) 200MHz(DTR)
GD25LX256E	256Mb	1.65V-2.0V	4KB / 32KB / 64KB	Single / Octal	166MHz(x1, x8) 200MHz(DTR)
GD25LB512ME	512Mb	1.65V-2.0V	4KB / 32KB / 64KB	Single / Quad	133MHz(x1, x4) 84MHz(DTR)
GD25LT512ME	512Mb	1.65V-2.0V	4KB / 32KB / 64KB	Single / Quad	166MHz(x1, x4) 200MHz(DTR)
GD25LX512ME	512Mb	1.65V-2.0V	4KB / 32KB / 64KB	Single / Octal	166MHz(x1, x8) 200MHz(DTR)
GD55LB01GE	1Gb	1.65V-2.0V	4KB / 32KB / 64KB	Single / Quad	133MHz(x1, x4) 84MHz(DTR)
GD55LT01GE	1Gb	1.65V-2.0V	4KB / 32KB / 64KB	Single / Quad	166MHz(x1, x4) 200MHz(DTR)
GD55LX01GE	1Gb	1.65V-2.0V	4KB / 32KB / 64KB	Single / Octal	166MHz(x1, x8) 200MHz(DTR)
GD55LB02GE	2Gb	1.65V-2.0V	4KB / 32KB / 64KB	Single / Quad	133MHz(x1, x4) 84MHz(DTR)
GD55LT02GE	2Gb	1.65V-2.0V	4KB / 32KB / 64KB	Single / Quad	166MHz(x1, x4) 200MHz(DTR)
GD55LX02GE	2Gb	1.65V-2.0V	4KB / 32KB / 64KB	Single / Octal	166MHz(x1, x8) 200MHz(DTR)
GD25Q20C	2Mb	2.7V-3.6V	4KB / 32KB / 64KB	Single / Dual / Quad	80MHz(x1, x2, x4)
GD25Q40C	4Mb	2.7V-3.6V	4KB / 32KB / 64KB	Single / Dual / Quad	80MHz(x1, x2, x4)
GD25Q80C	8Mb	2.7V-3.6V	4KB / 32KB / 64KB	Single / Dual / Quad	80MHz(x1, x2, x4)
GD25B16C	16Mb	2.7V-3.6V	4KB / 32KB / 64KB	Single / Dual / Quad	80MHz(x1, x2, x4)
GD25Q16C	16Mb	2.7V-3.6V	4KB / 32KB / 64KB	Single / Dual / Quad	80MHz(x1, x2, x4)
GD25B32C	32Mb	2.7V-3.6V	4KB / 32KB / 64KB	Single / Dual / Quad	80MHz(x1, x2, x4)
GD25Q32C	32Mb	2.7V-3.6V	4KB / 32KB / 64KB	Single / Dual / Quad	80MHz(x1, x2, x4)
GD25B64C	64Mb	2.7V-3.6V	4KB / 32KB / 64KB	Single / Dual / Quad	80MHz(x1, x2, x4)
GD25Q64C	64Mb	2.7V-3.6V	4KB / 32KB / 64KB	Single / Dual / Quad	80MHz(x1, x2, x4)
GD25B127D	128Mb	2.7V-3.6V	4KB / 32KB / 64KB	Single / Dual / Quad	80MHz(x1, x2, x4)
GD25Q127C	128Mb	2.7V-3.6V	4KB / 32KB / 64KB	Single / Dual / Quad	80MHz(x1, x2, x4)
GD25F128F	128Mb	2.7V-3.6V	4KB / 32KB / 64KB	Single / Dual / Quad	133MHz(x1, x2, x4) 104MHz(DTR)
GD25B257D	256Mb	2.7V-3.6V	4KB / 32KB / 64KB	Single / Dual / Quad	104MHz(x1, x2, x4) 104MHz(DTR)
GD25Q257D	256Mb	2.7V-3.6V	4KB / 32KB / 64KB	Single / Dual / Quad	104MHz(x1, x2, x4) 80MHz(DTR)
GD25F256F	256Mb	2.7V-3.6V	4KB / 32KB / 64KB	Single / Dual / Quad	133MHz(x1, x2, x4) 104MHz(DTR)
GD25S513MD	512Mb	2.7V-3.6V	4KB / 32KB / 64KB	Single / Dual / Quad	104MHz(x1, x2, x4) 80MHz(DTR)
GD25B512ME	512Mb	2.7V-3.6V	4KB / 32KB / 64KB	Single / Quad	133MHz(x1, x4) 84MHz(DTR)
GD25T512ME	512Mb	2.7V-3.6V	4KB / 32KB / 64KB	Single / Quad	166MHz(x1, x4) 166MHz(DTR)
GD25X512ME	512Mb	2.7V-3.6V	4KB / 32KB / 64KB	Single / Octal	166MHz(x1, x8) 166MHz(DTR)
GD55B01GE	1Gb	2.7V-3.6V	4KB / 32KB / 64KB	Single / Quad	133MHz(x1, x4) 84MHz(DTR)
GD55T01GE	1Gb	2.7V-3.6V	4KB / 32KB / 64KB	Single / Quad	166MHz(x1, x4) 166MHz(DTR)
GD55X01GE	1Gb	2.7V-3.6V	4KB / 32KB / 64KB	Single / Octal	166MHz(x1, x8) 166MHz(DTR)
GD55B02GE	2Gb	2.7V-3.6V	4KB / 32KB / 64KB	Single / Quad	133MHz(x1, x4) 84MHz(DTR)
GD55T02GE	2Gb	2.7V-3.6V	4KB / 32KB / 64KB	Single / Quad	166MHz(x1, x4) 166MHz(DTR)
GD55X02GE	2Gb	2.7V-3.6V	4KB / 32KB / 64KB	Single / Octal	166MHz(x1, x8) 166MHz(DTR)

Product Series

3V


Q: Quad I/O
 B: Quad I/O, Default x4 I/O
 F: Quad I/O, Default x4 I/O, High Performance

T: Quad I/O, Default x4 I/O, Ultra-High Performance
 X: Octal I/O
 S: Stack Die, Quad I/O, Default x4 I/O

SPI NAND Flash



GD SPI NAND Flash Features



3.3V

- ◆ **Power Supply Voltage:** 2.7V~3.6V
- ◆ **High Speed Clock Frequency:**
 - Up to 133MHz for fast read
 - Quad I/O Data transfer up to 532Mbit/s
- ◆ **Flexible Memory Architecture:**
 - 2KByte/4KByte page for read and program
 - 128KByte/256KByte per block for erase
- ◆ **Enhanced Access Performance:**
 - 2KByte/4KByte cache for fast random read
 - Cache Read and Cache Program
- ◆ **Advanced Feature for SPI NAND:**
 - Internal ECC algorithm
 - Internal data move by page with ECC
 - Promised good block-0 with ECC

1.8V

- ◆ **Power Supply Voltage:** 1.7V~2.0V
- ◆ **High Speed Clock Frequency:**
 - Up to 120MHz for fast read
 - Quad I/O Data transfer up to 480Mbit/s
- ◆ **Flexible Memory Architecture:**
 - 2KByte/4KByte page for read and program
 - 128KByte/256KByte per block for erase
- ◆ **Enhanced Access Performance:**
 - 2KByte/4KByte cache for fast random read
 - Cache Read and Cache Program
- ◆ **Advanced Feature for SPI NAND:**
 - Internal ECC algorithm
 - Internal data move by page with ECC
 - Promised good block-0 with ECC

GD SPI NAND Flash Product List

3.3V

Part No.	Density	Frequency	I/O Bus	Page Size	Package
GD5F1GQ5U	1Gb	133MHz	x1/x2/x4	2KB	WS0N8 8*6mm/WS0N8 6*5mm/ TFBGA24(5x5 ball array)
GD5F2GQ5U	2Gb	104MHz	x1/x2/x4	2KB	WS0N8 8*6mm/TFBGA24(5x5 ball array)/TFBGA24(4x6 ball array)
GD5F4GQ6U	4Gb	104MHz	x1/x2/x4	2KB	WS0N8 8*6mm
GD5F4GM5U	4Gb	120MHz	x1/x2/x4	4KB	WS0N8 8*6mm

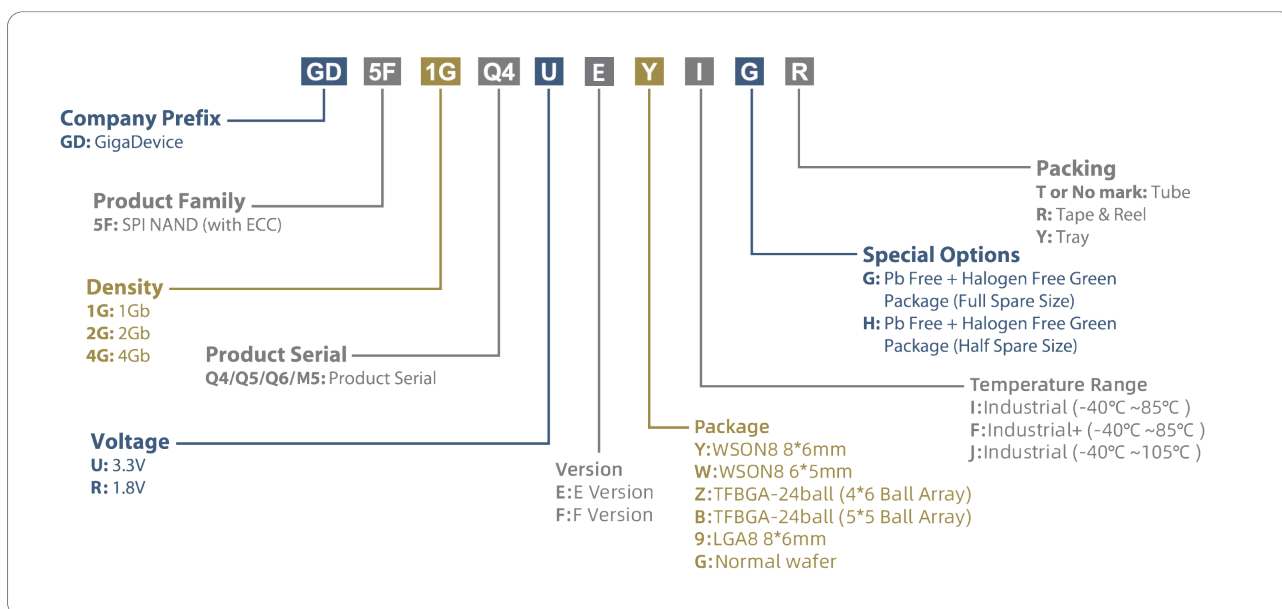
Note: For other part number options, please contact GigaDevice sales.

1.8V

Part No.	Density	Frequency	I/O Bus	Page Size	Package
GD5F1GQ5R	1Gb	104MHz	x1/x2/x4	2KB	WS0N8 8*6mm/WS0N8 6*5mm/ TFBGA24(5x5 ball array)
GD5F2GQ5R	2Gb	80MHz	x1/x2/x4	2KB	WS0N8 8*6mm/TFBGA24(5x5 ball array)/TFBGA24(4x6 ball array)
GD5F4GQ6R	4Gb	80MHz	x1/x2/x4	2KB	WS0N8 8*6mm
GD5F4GM5R	4Gb	120MHz	x1/x2/x4	4KB	WS0N8 8*6mm

Note: For other part number options, please contact GigaDevice sales.

GD SPI NAND Flash Part Number Definition



Parallel NAND Flash

GD Parallel NAND Flash Features

3.3V

- ◆ Power Supply: 2.7V ~ 3.6V
- ◆ Density: 1Gb / 2Gb / 4Gb / 8Gb
- ◆ Page Size: 2K+64Byte / 2K+128Byte / 4K+256Byte
- ◆ Flash Array to Register Time: 25us
- ◆ I/O Read Performance: 12ns / 20ns / 25ns
- ◆ Bus Width: x8 / x16 options
- ◆ Temperature Range: -40° C to 85° C / -40° C to 105° C
- ◆ ONFI 1.0 compatible

1.8V

- ◆ Power Supply: 1.7V ~ 1.95V
- ◆ Density: 1Gb / 2Gb / 4Gb / 8Gb
- ◆ Page Size: 2K+64Byte / 2K+128Byte / 4K+256Byte
- ◆ Flash Array to Register Time: 25us
- ◆ I/O Read Performance: 25ns / 30ns / 45ns
- ◆ Bus Width: x8 / x16 options
- ◆ Temperature Range: -40° C to 85° C / -40° C to 105° C
- ◆ ONFI 1.0 compatible

GD Parallel NAND Flash Product List

3.3V

Part No.	Density	Sequential Access Time	I/O Bus	Page Size	ECC Requirement	Package
GD9FU1GxF2A	1Gb	25ns	x8/x16	2KB+128B	4bit/512B	TSOP48 20*12mm/ BGA63 9*11mm
GD9FU1GxF3A	1Gb	25ns	x8/x16	2KB+64B	4bit/512B	TSOP48 20*12mm/ BGA63 9*11mm
GD9FU1G8F2D	1Gb	12ns	x8	2KB+128B	8bit/512B	TSOP48 20*12mm/ BGA63 9*11mm
GD9FU1G8F2E	1Gb	12ns	x8	2KB+128B	4bit/512B	TSOP48 20*12mm/ BGA63 9*11mm
GD9FU2GxF2A	2Gb	20ns	x8/x16	2KB+128B	4bit/512B	TSOP48 20*12mm/ BGA63 9*11mm
GD9FU2GxF3A	2Gb	20ns	x8/x16	2KB+64B	4bit/512B	TSOP48 20*12mm/ BGA63 9*11mm
GD9FU4GxF2A	4Gb	20ns	x8/x16	2KB+128B	4bit/512B	TSOP48 20*12mm/ BGA63 9*11mm
GD9FU4GxF3A	4Gb	20ns	x8/x16	2KB+64B	4bit/512B	TSOP48 20*12mm/ BGA63 9*11mm
GD9FU4GxF4B	4Gb	25ns	x8/x16	4KB+256B	8bit/512B	TSOP48 20*12mm/ BGA63 9*11mm
GD9FU8GxE2A	8Gb	20ns	x8/x16	2KB+128B	4bit/512B	TSOP48 20*12mm/ BGA63 9*11mm
GD9FU8GxE3A	8Gb	20ns	x8/x16	2KB+64B	4bit/512B	TSOP48 20*12mm/ BGA63 9*11mm
GD9FU8GxE4B	8Gb	25ns	x8/x16	4KB+256B	8bit/512B	TSOP48 20*12mm/ BGA63 9*11mm
GD9AU2GxF3A*	2Gb	20ns	x8/x16	2KB+64B	Internal 4bit/512B	TSOP48 20*12mm/ BGA63 9*11mm
GD9AU4GxF3A*	4Gb	20ns	x8/x16	2KB+64B	Internal 4bit/512B	TSOP48 20*12mm/ BGA63 9*11mm
GD9AU8GxE3A*	8Gb	20ns	x8/x16	2KB+64B	Internal 4bit/512B	TSOP48 20*12mm/ BGA63 9*11mm

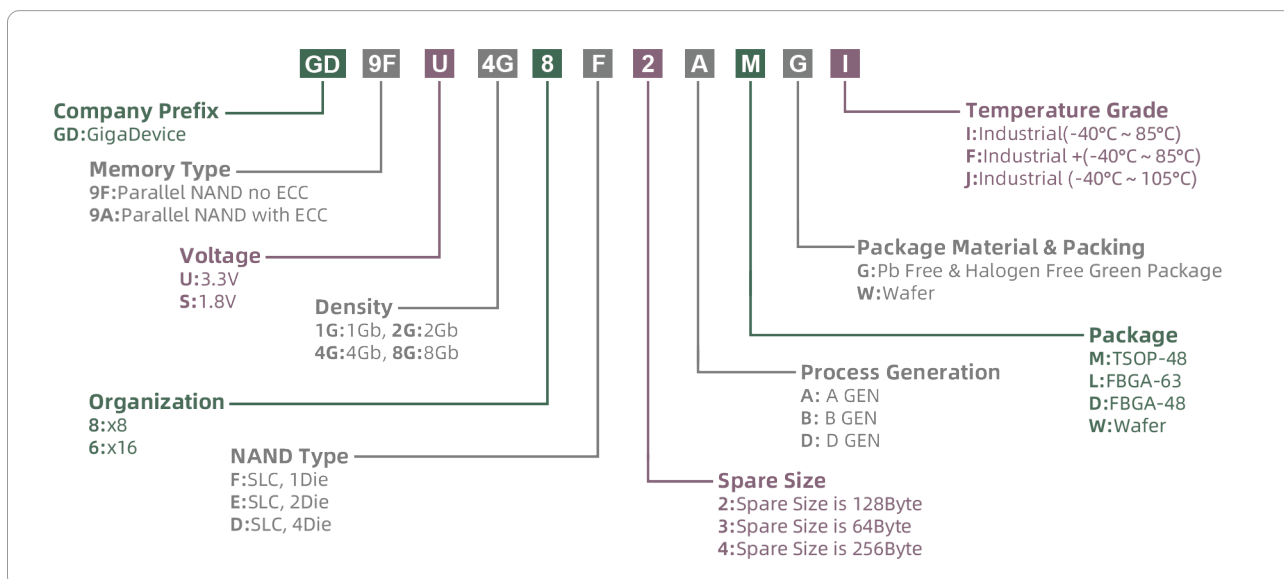
Note: The device has internal 4bit/512B ECC, doesn't need host ECC*.

1.8V


Part No.	Density	Sequential Access Time	I/O Bus	Page Size	ECC Requirement	Package
GD9FS1GxF2A	1Gb	45ns	x8/x16	2KB+128B	4bit/512B	TSOP48 20*12mm/ BGA63 9*11mm
GD9FS1GxF3A	1Gb	45ns	x8/x16	2KB+64B	4bit/512B	TSOP48 20*12mm/ BGA63 9*11mm
GD9FS1G8F2D	1Gb	20ns	x8	2KB+128B	8bit/512B	TSOP48 20*12mm/ BGA63 9*11mm
GD9FS1G8F2E	1Gb	20ns	x8	2KB+128B	4bit/512B	TSOP48 20*12mm/ BGA63 9*11mm
GD9FS2GxF2A	2Gb	25ns	x8/x16	2KB+128B	4bit/512B	TSOP48 20*12mm/ BGA63 9*11mm
GD9FS2GxF3A	2Gb	25ns	x8/x16	2KB+64B	4bit/512B	TSOP48 20*12mm/ BGA63 9*11mm
GD9FS4GxF2A	4Gb	25ns	x8/x16	2KB+128B	4bit/512B	TSOP48 20*12mm/ BGA63 9*11mm
GD9FS4GxF3A	4Gb	25ns	x8/x16	2KB+64B	4bit/512B	TSOP48 20*12mm/ BGA63 9*11mm
GD9FS4GxF4B	4Gb	30ns	x8/x16	4KB+256B	8bit/512B	TSOP48 20*12mm/ BGA63 9*11mm
GD9FS8GxE2A	8Gb	25ns	x8/x16	2KB+128B	4bit/512B	TSOP48 20*12mm/ BGA63 9*11mm
GD9FS8GxE3A	8Gb	25ns	x8/x16	2KB+64B	4bit/512B	TSOP48 20*12mm/ BGA63 9*11mm
GD9FS8GxE4B	8Gb	30ns	x8/x16	4KB+256B	8bit/512B	TSOP48 20*12mm/ BGA63 9*11mm
GD9AS2GxF3A*	2Gb	25ns	x8/x16	2KB+64B	Internal 4bit/512B	TSOP48 20*12mm/ BGA63 9*11mm
GD9AS4GxF3A*	4Gb	25ns	x8/x16	2KB+64B	Internal 4bit/512B	TSOP48 20*12mm/ BGA63 9*11mm
GD9AS8GxE3A*	8Gb	25ns	x8/x16	2KB+64B	Internal 4bit/512B	TSOP48 20*12mm/ BGA63 9*11mm


Note: The device has internal 4bit/512B ECC, doesn't need host ECC* .


GD Parallel NAND Flash Part Number Definition




Flash Package Options


T		SOP8 150mil	
		Length(Normal)	4.90
		Width(Normal)	6.00
		Thickness(Max)	1.75
		Pitch(Normal)	1.27
			mm


Z		TFBGA-24ball 6*8mm (4*6ball array)	
		Length(Normal)	6.00
		Width(Normal)	8.00
		Thickness(Max)	1.20
		Pitch(Normal)	1.00
			mm


S		SOP8 208mil	
		Length(Normal)	5.23
		Width(Normal)	7.90
		Thickness(Max)	2.16
		Pitch(Normal)	1.27
			mm


B		TFBGA-24ball 6*8mm (5*5ball array)	
		Length(Normal)	6.00
		Width(Normal)	8.00
		Thickness(Max)	1.20
		Pitch(Normal)	1.00
			mm


M		VSOP8 150mil	
		Length(Normal)	4.90
		Width(Normal)	6.00
		Thickness(Max)	0.90
		Pitch(Normal)	1.27
			mm


8		LGA8 3*2mm	
		Length(Normal)	3.00
		Width(Normal)	2.00
		Thickness(Max)	0.50
		Pitch(Normal)	0.50
			mm


M		TSOP48	
		Length(Normal)	12.0
		Width(Normal)	20.0
		Thickness(Max)	1.20
		Pitch(Normal)	0.50
			mm

9		LGA8 8*6mm	
		Length(Normal)	8.00
		Width(Normal)	6.00
		Thickness(Max)	0.80
		Pitch(Normal)	1.27
			mm

V		VSOP8 208mil	
		Length(Normal)	5.28
		Width(Normal)	7.90
		Thickness(Max)	1.00
		Pitch(Normal)	1.27
			mm


K		USON8 1.5*1.5mm	
		Length(Normal)	1.50
		Width(Normal)	1.50
		Thickness(Max)	0.50
		Pitch(Normal)	0.40
			mm


F		SOP16 300mil	
		Length(Normal)	10.30
		Width(Normal)	10.35
		Thickness(Max)	2.75
		Pitch(Normal)	1.27
			mm


E		USON8 3*2mm (0.45mm)	
		Length(Normal)	3.00
		Width(Normal)	2.00
		Thickness(Max)	0.50
		Pitch(Normal)	0.50
			mm


Note:


1. The values provided are the normal values for length, width and pitch, as well as the max values for thickness.
2. The pictures are for reference only. Please always verify your selection with the product data sheet.


N		USON8 3*4mm	
		Length(Normal)	3.00
		Width(Normal)	4.00
		Thickness(Max)	0.60
		Pitch(Normal)	0.80
		mm	

Y		WSON8 8*6mm	
		Length(Normal)	8.00
		Width(Normal)	6.00
		Thickness(Max)	0.80
		Pitch(Normal)	1.27
		mm	

Q		USON8 4*4mm	
		Length(Normal)	4.00
		Width(Normal)	4.00
		Thickness(Max)	0.50
		Pitch(Normal)	0.80
		mm	

L		WLCSP	
		Depends on specific product	

W		WSON8 6*5mm	
		Length(Normal)	6.00
		Width(Normal)	5.00
		Thickness(Max)	0.80
		Pitch(Normal)	1.27
		mm	

L		FBGA63	
		Length(Normal)	9.00
		Width(Normal)	11.0
		Thickness(Max)	1.00
		Pitch(Normal)	0.80
		mm	



Capacitive Touchscreen Controller



GD Capacitive Touchscreen Controller Features

- ◆ Outstanding anti RF, LCD and power supply interference
- ◆ Detect up to 10 fingers
- ◆ Panel thickness: glass up to 2.5mm, plastic up to 1.2mm
- ◆ I2C compatible slave mode 400KHz
- ◆ I/O interface: 1.8V /3.3V compatible


Recommended Capacitive Touch IC for Mobile

Part No.	TP Type Supported	Channel Number	Recommended Dimensions
GSL1691F	Single layer multi-point (including double end pin, silver paste jumper), traditional DITO, silver paste free DITO, all ITO, SITO	18 x 12	< 6 inch
GSL915	Single layer multi-point (including double end pin, silver paste jumper), traditional DITO, silver paste free DITO, single-layer bridge building process	26 x 14	< 5 inch
GSL968	Single layer multi-point (including double end pin, silver paste jumper), traditional DITO, silver paste free DITO, single-layer bridge building process	17 x 10	4 inch
GSL2038	Two points of single-layer partition (with silver paste, all ITO)	25	< 4 inch
GSL2232	Two points of single-layer partition (with silver paste, all ITO)	32	3.5 ~ 4.5 inch
GSL2338	Two points of single-layer partition (with silver paste, all ITO)	40	4 ~ 6 inch

Recommended Capacitive Touch IC for Tablet Panel

Part No.	TP Type Supported	Channel Number	Recommended Dimensions
GSL1680F	Traditional DITO (including dual-mode GFF), silver-free DITO, single-layer bridge	16 x 10	7 inch
GSL1686F	Single-layer multi-point (all ITO), single-layer multi-point double-terminal PIN, sliver jumper, traditional DITO, sliver free DITO, SITO	16 x 10	7 inch
GSL2681C	Traditional DITO (including dual-mode GFF), silver-free DITO, single-layer bridge	23 x 12	7 ~ 7.85 inch
GSL3670D	Single-layer multi-point (all ITO), single-layer multi-point double-terminal PIN, sliver jumper, traditional DITO, sliver free DITO, SITO	26 x 14	7.85 ~ 9 inch
GSL3676	Single-layer multi-point (all ITO), single-layer multi-point double-terminal PIN, sliver jumper, traditional DITO, sliver free DITO, SITO	28 x 18	9 ~ 10.1 inch
GSL3680	Single-layer multi-point (all ITO), single-layer multi-point double-terminal PIN, sliver jumper, traditional DITO, sliver free DITO, SITO	31 x 20	9 ~ 10.1 inch
GSL3692	Single-layer multi-point (all ITO), single-layer multi-point double-terminal PIN, sliver jumper, traditional DITO, sliver free DITO, SITO	32 x 24	9.7 ~ 12 inch
GSL5680	Single-layer multi-point (all ITO), single-layer multi-point double-terminal PIN, sliver jumper, traditional DITO, sliver free DITO, SITO	42 x 30	9.7 ~ 15 inch

Fingerprint Sensor



GD Capacitive Fingerprint Sensor Features

- ◆ Diverse shapes: round, square, rectangular etc.
- ◆ All kinds of typical sizes: different diameters, different side lengths, especially ultra-slim
- ◆ Front/Back/Side-Mounted package sensor type
- ◆ Supports different surface materials: matte / glossy coating, ceramic / glass cover
- ◆ High sensitivity, high SNR, high quality image
- ◆ 256 true gray scale values, 8 bits per pixel
- ◆ Support standard SPI bus interface
- ◆ Resolution: 508 DPI
- ◆ Adaptive calibration: automatically adjusts the sensor configuration according to the different types of fingerprint
- ◆ Adaptive for many kinds of algorithm includes finger pattern and feature points
- ◆ Getting the high definition fingerprint image without a metal ring module
- ◆ Smart wake-up feature



Electrical Properties

- ◆ Supply voltage: 2.6V ~ 3.6V
- ◆ VDDIO voltage: 1.8V ~ AVDD
- ◆ Power consumption:
 - Image scan mode (frame rate>20F/s or custom): 8.5mA (configurable)
 - Sleep mode (before awaken): 100μA (typically)
 - Deep sleep mode: 30~100μA

Reliability

- ◆ Sensor ESD performance:
 - Air discharge: ±15.0 kV
 - Direct discharge: ±8.0 kV
- ◆ Sensor Latch-up performance: ±400.00mA

Capacitive Fingerprint

Part No.	Type	Position	LGA Square Size	LGA Round Size	Sensing Area	Pixel Array
GSL6157N	Matte /Glossy Coating	Side (ultra-slim)	14.3*2.4mm		8 x 1.8mm	160 x 36
GSL6159N	Matte / Glossy Coating	Side (ultra-slim)	13.5*2.12mm		8 x 1.6mm	160 x 32
GSL6150N	Matte / Glossy Coating	Back-Mounted	Max: 12x12mm Min: 7.5x7.5mm	Max: φ12mm Min: φ8.5mm	4.0 x 3.2mm	80 x 64
GSL6135N	Matte / Glossy Coating	Back-Mounted	Max: 12x12mm Min: 7.5x7.5mm	Max: φ12mm Min: φ8.5mm	3.2 x 3.2mm	64 x 64
GSL6156E	Matte /Glossy Coating	Side	Max: 16.4x6.9mm Min: 12x2.9mm	—————	6.8 x 2.4mm	192 x 68
GSL6182E	Matte / Glossy Coating	Smart door lock/ Laptop	Max: 16x16mm Min: 13x13mm	Max: φ16mm Min: φ13mm	8 x 8mm	160 x 160
GSL6182G	Matte / Glossy Coating	Smart door lock/ Laptop	Max: 16x16mm Min: 13x13mm	Max: φ16mm Min: φ13mm	5.7 x 6.6mm	114 x 132
GSL6275E	Ceramic /Glass Cover	Front-Mounted	Max: 16.4x6.9mm Min: 12.5x4.0mm	—————	8.8 x 3.2mm	176 x 64
GSL6250N	Ceramic / Glass Cover	Back-Mounted	Max: 12x12mm Min: 7.5x7.5mm	Max: φ12mm Min: φ8.5mm	4.0 x 3.2mm	80 x 64
GSL6257N	Ceramic / Glass Cover	Side (ultra-slim)	14.3*2.4mm		8 x 1.8mm	160 x 36

GD Optical Fingerprint Sensor Features

- ◆ Different types of optical sensors under the display: CCM (CSM), TFT large area
- ◆ All kinds of OLED type supported (both rigid and flexible OLED)
- ◆ FRR ≤ 1.5%@FAR ≤ 1/50,000
- ◆ Enroll times ≤ 12 times
- ◆ All 360 degrees can be identified



CCM Sensor

- ◆ Large size pixel design for low-light under display fingerprint application
- ◆ Advanced single-chip architecture
- ◆ Optimized lens design matching pixel array
- ◆ No flash supported
- ◆ Firstly introduce CSP (Chip Scale Package) in under-display fingerprint application

TFT Large Area Sensor

- ◆ System optimized design (ROIC/GateIC self-designed matching TFT sensor)
- ◆ Low TFT sensor leakage 10^{-14A} (Ion/Ioff 1E8, better than normal 1E6)
- ◆ High-speed scanning supported (small size sensing with fast-read-out data)
- ◆ Both glass and PI substrate type supported
- ◆ High QE with optimized TFT sensor design

Optical Fingerprint under OLED

Part No.	Position	Finger Sensing Area	Chip Sensing Area	Pixel Array	Supported Under Screen Height
GSL7000A	CCM	6.0 x 6.0mm	2.0 x 2.0mm	320 x 320	3.5 ~ 3.9mm
GSL7001A	CCM	6.0 x 6.0mm	2.0 x 2.0mm	250 x 250	3.5 ~ 3.9mm
GSL7002A	CCM	7.0 x 7.0mm	1.5 x 1.5mm	200 x 200	3.5 ~ 3.9mm
GSL7255	TFT large area	30 x 23mm	30 x 23mm	376 x 288	0.3 ~ 0.6mm
GSL7001F	CSM	6.0 x 6.0mm	2.0 x 2.0mm	250 x 250	3.5 ~ 3.9mm

GD Ultrasonic Fingerprint Sensor Features

- ◆ High resolution 3D fingerprint image with epidermal and dermal skin
- ◆ Advanced ultrasonic sensor design in fingerprint application
- ◆ Creative CMOS and MEMS monolithic chip design
- ◆ Pulse echo and beam-forming supported for higher sensitivity
- ◆ Better identification with water, cream, lotion fingerprint
- ◆ Capacitive smart wake-up supported
- ◆ Ultrathin thickness design (0.3mm supported)
- ◆ Under Flexible OLED supported
- ◆ Under different materials like cover-glass/metal/plastic etc.



Optical Fingerprint under OLED

Part No.	Position	Finger Sensing Area	Chip Sensing Area	Pixel Array	Supported Under Screen Height	Transmission Thickness
GSL8165A	Ultrathin	4.8 x 4.8mm	4.8 x 4.8mm	80 x 80	0.3 ~ 1mm	1mm glass/metal/OLED/etc
GSL8252	Ultrathin large area	30.6 x 19.2mm	30.6 x 19.2mm	383 x 240	0.3 ~ 0.6mm	1mm glass/metal/OLED/etc

ToF (Time-of-Flight) Sensor



GD 3D ToF Sensor Features

- ◆ It can support both the 1350nm~1550nm long wavelength and the 940nm wavelength at the same time, meeting the needs of hiding ToF under the OLED display
- ◆ Excellent ambient light resistance, excellent ranging performance in both indoor and outdoor
- ◆ Much higher sensitivity can improve the 3D sensing performance and also reduce the overall system power consumption
- ◆ Safer for the human eyes, reducing the risk of visual impairment due to the absorption of short-wavelength laser light in the retina

3D ToF


Part No.	Operating Range	Accuracy	Interface	Power Consumption @1m	Power Supply	Resolution	Operation Wavelength	Application
GSLT9001	0.2 ~ 4m	1%	MIPI D-PHY I2C	< 230mW	3.3/1.8/1.2V	240*180	940nm/ 1310nm/ 1350nm	Photography/ Auto focus/ Bokeh, Face ID/ Authentication, AR/ Robotics/SLAM, Gesture, Industry/ 3D scan

GD MEMS ToF Features

- ◆ Ultra-low power consumption to μ A level
- ◆ Not affected by ambient light or sunlight
- ◆ Can perceive objects of any color, also can detect transparent objects such as glass
- ◆ Ultra-low noise, ultra-wide field of view

Ultrasonic TOF

Part No.	Dimensions	Operating Range	Accuracy	Interface	Power @1 sample/sec @ max range	Power @30 sample/sec@ max range	Samlpe Rate	FOV	Application
GSL8300	3.5 x 3.5 x1.25mm	Up to 60cm	<1.3mm RMS	I2C	20uA	230uA	Up to 100 samples/sec @ 60cm	Up to 180 degree	Touchless gesture UI; VR/AR, Range & presense detection



Healthcare



GD Healthcare Solution Features

- ◆ New ultrasound principle blood pressure non-invasive detection solution
- ◆ Achieve continuous detection, ultra-low power consumption
- ◆ Ultra-high accuracy < 5mmHg
- ◆ Strong subcutaneous penetration ability, up to 1cm
- ◆ Strong ability to resist external environment

Ultrasonic Blood Pressure Monitoring

Part No.	Position	Dimensions	Operating Range	Accuracy	Samlpe Rate
GSL8011	wrist	6.4 x 6.4 x 0.5mm	Up to 1cm	< 5mmHg	Up to 1000 samples/sec

GigaDevice Semiconductor (Beijing) Inc.

Beijing Headquarter

Building No.8, IC Park, No.9 Fenghao East Road,
Haidian, Beijing, China
Tel: +86-10-82881666
Fax: +86-10-82881668
E-mail: info@gigadevice.com

A12, USTB Techart Plaza, Xueyuan Road 30,
Haidian District, Beijing, China
Tel: +86-10-82881666
Fax: +86-10-82881668
E-mail: info@gigadevice.com

Shanghai

Room 603, Tianshan Road 18, Zhaoyi Science Zone,
Shanghai, China
Tel: +86-21-32567770
Fax: +86-21-32567770-803
E-mail: info@gigadevice.com

11F-15F, Zhanxiang Bld,
No.505, Zhangjiang Road
Pudong, Shanghai 201210, China
Tel: +86-21-32567770
Fax: +86-21-32567770-803
E-mail: info@gigadevice.com

Shenzhen

3501, Bld 10B, Shenzhen Bay Eco-Technology Park
No.10, 9th High-tech Southern Avenue
Nanshan District, Shenzhen 518000, China
Tel: +86-755-83438655
E-mail: info@gigadevice.com

Hefei

Qinghua Road 368, Economic & Technological
Development Area, Hefei, Anhui, China
Tel: +86-551-68999899
E-mail: info@gigadevice.com

Xi'an

23F, Building East, ASCENDAS, Tian Gu 7th Road 88,
Hi-tech Industrial Development Zone,
Xi'an, China
Tel: +86-29-88858591
E-mail: info@gigadevice.com

Taiwan

6F-5, No.171, Songde Rd., Xinyi Dist.,
Taipei City 110,
Taiwan (R.O.C.)
Tel: +886-2-27277210
Fax: +886-2-27277216
E-mail: info@gigadevice.com

USA

Gigadevice Semiconductor Inc.
100 Century Center Ct., Suite 120
San Jose, CA 95112, USA
Tel: +001-408-855-8336
E-mail: info@gigadevice.com

UK

Innovation House
Molly Millars Close
Wokingham
Berkshire RG41 2RX
Tel: +44-7585-707-735
E-mail: info@gigadevice.com

Germany

GigaDevice Semiconductor Germany
GmbH
Lindwurmstr. 114, 80337 Munich, Germany
Tel: +49-151-52494892
E-mail: info@gigadevice.com

Korea

217, Yatap Leaders Bld, 42, Jangmi-ro,
Bundang-gu, Seongnam-si
Gyeonggi-do 13496, Korea
Tel: +82-31-701-2408
E-mail: Robert@gigadevice.com

Japan

DSM Shin-Yokohama building 2F,
2-6-3 Shin-Yokohama, Kohoku,
Yokohama 222-0033
Tel: +81-45-534-4102
Fax: +81-45-534-4103
E-mail: info@gigadevice.com

Singapore

9 Temasek Boulevard
Suntec Tower 2, #09-01
Singapore 038988
Tel: +65-9765-4231
E-mail: info@gigadevice.com



X-ON Electronics

Largest Supplier of Electrical and Electronic Components

Click to view similar products for [NAND Flash](#) category:

Click to view products by [Gigadevice](#) manufacturer:

Other Similar products are found below :

[EAN62827101](#) [S34ML01G200GHI000](#) [S34ML02G200TFI003](#) [S34MS02G200BHI000](#) [S34MS02G200TFI000](#) [MT29F4G08ABADAWP-ITX:D](#) [MT29F2G08ABAEAH4:E](#) [GD5F1GQ4UBYIGR](#) [AS5F34G04SND-08LIN](#) [AS5F14G04SND-10LIN](#) [AS5F12G04SND-10LIN](#) [AS5F31G04SND-08LIN](#) [AS5F18G04SND-10LIN](#) [AS5F38G04SND-08LIN](#) [MKDV32GCL-STL](#) [GD5F1GQ5UEYIGR](#) [GD5F1GQ5REYIGR](#) [GD5F1GQ5UEYIGY](#) [S34MS01G204BHI013](#) [S34ML02G200BHI003](#) [S34MS02G200GHI000](#) [GD5F1GQ5UEYIHR](#) [MT29F1G08ABAEAWP-AITX:E](#) [S34ML02G104BHA013](#) [MT29F1G08ABADAWP-IT:D](#) [TC58NVG0S3HTA00](#) [MT29F4G08ABADAH4:D](#) [MT29F2G01ABAGDWB-IT:G](#) [IS34ML01G084-TLI](#) [IS34MW01G164-BLI](#) [IS34ML01G084-BLI](#) [IS34ML01G081-BLI](#) [MT29F4G08ABBDAH4C-AIT:D](#) [TR](#) [MT29F4G08ABADAWP-IT:D](#) [S34MS04G100TFI000](#) [MT29F32G08ABAAAWP-ITZ:A](#) [S34ML02G200TFA000](#) [S34ML08G201TFV000](#) [S34ML02G200TFB000](#) [S34MS01G200TFI000](#) [S34ML01G100BHI000](#) [S34ML01G100TFI000](#) [S34ML01G200BHI000](#) [S34ML01G200TFI000](#) [S34ML02G100TFI000](#) [S34ML04G200BHI000](#) [S34ML04G200TFI000](#) [MT29F2G08ABAEAH4-IT:E](#) [GD5F2GQ5UEYIGR](#) [IS34ML02G081-TLI](#)