

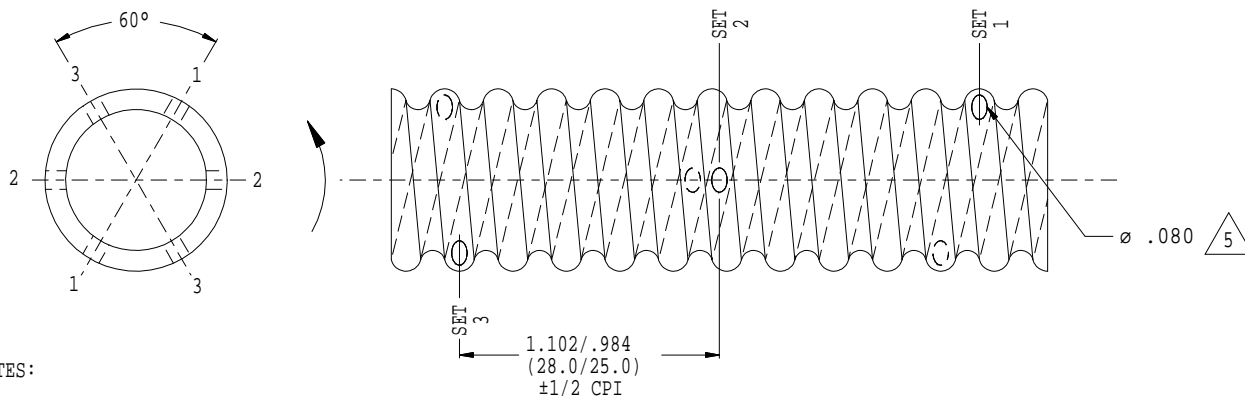
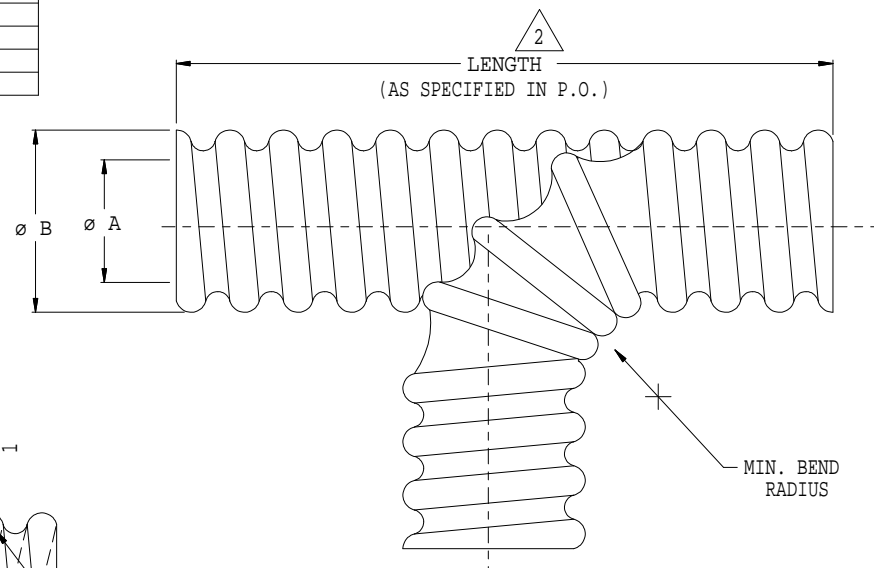
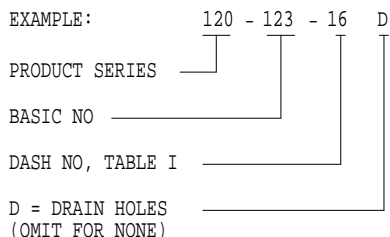
THIS COPYRIGHTED DOCUMENT IS THE PROPERTY OF GLENAIR, INC. AND IS FURNISHED ON THE CONDITION THAT IT IS NOT TO BE DISCLOSED, REPRODUCED IN WHOLE OR IN PART, OR USED TO SOLICIT QUOTATIONS FROM COMPETITIVE SOURCES, OR USED FOR MANUFACTURE BY ANYONE OTHER THAN GLENAIR, INC. WITHOUT WRITTEN PERMISSION FROM GLENAIR, INC. THE INFORMATION HEREIN HAS BEEN DEVELOPED AT GLENAIR'S EXPENSE AND MAY BE USED FOR ENGINEERING EVALUATION AND INCORPORATION INTO TECHNICAL SPECIFICATIONS AND OTHER DOCUMENTS WHICH SPECIFY PROCUREMENT OF PRODUCTS FROM GLENAIR, INC.

REVISIONS			
SYM.	DESCRIPTION	DATE	APPROVED
A	RELEASED	10/12/01	R L
B	REVISED PER DCN 18537	11/08/01	E.L
C	REVISED PER DCN 18629	12/04/01	E.L
D	REVISED PER DCN 19014	03/11/02	E.L
E	REVISED PER DCN 19176	04/09/02	E.L
F	REVISED PER DCN 19204	04/17/02	E.L
G	REVISED PER DCN 23263	12/17/04	DWN
H	REVISED PER DCN 51069	06/09/14	M.P.

TABLE I

DASH NO	FRACTIONAL SIZE REF	ø A NOM	ø B NOM	MIN. BEND RADIUS	WEIGHT NOM. LBS/FT	CONVOLUTION DEPTH MIN.	CONVOLUTIONS PER INCH ±1	WALL THICKNESS NOM. +0-.002
06	3/16	.189	.311	9/16	.006	.054	9	.008
09	9/32	.284	.424	5/8	.008	.054	9	.008
10	5/16	.307	.443	11/16	.009	.054	9	.008
12	3/8	.370	.521	3/4	.011	.054	9	.008
14	7/16	.433	.584	13/16	.013	.063	9	.008
16	1/2	.492	.650	7/8	.013	.063	9	.008
20	5/8	.622	.780	1	.015	.063	9	.008
24	3/4	.756	.938	1 1/4	.021	.079	9	.009
28	7/8	.866	1.095	1 1/2	.028	.079	9	.009
32	1	.993	1.226	1 3/4	.035	.079	8	.010

PART NUMBER DEVELOPMENT



NOTES:

1. PACKAGES AND SPOOLS IDENTIFIED WITH MANUFACTURER'S NAME AND P/N.
2. UNLESS OTHERWISE SPECIFIED, CONDUIT WILL BE SHIPPED PER STANDARD PACKAGE MIN. LENGTH SUPPLIED WILL BE 10 FEET WITH A MAX. OF 4 LENGTHS PER PACKAGE.
3. CONSULT FACTORY FOR SIZE NOT SHOWN.
4. OPERATING TEMPERATURE - (-60°C/250°C).
5. WHEN SPECIFIED, CONTINUOUS DRAIN HOLES SHALL BE CUT IN PAIRS ON OPPOSITE SIDES OF THE TUBING, AND ON THE CRESTS OF THE CONVOLUTIONS. EACH SUCCESSIVE PAIR OF HOLES SHALL BE ROTATED 60° IN THE SAME DIRECTION ALONG THE HELIX (RIGHT HAND).
6. MATERIAL/FINISH:
CONVOLUTED TUBING - PEEK/BLACK.

UNLESS OTHERWISE SPECIFIED DIMENSIONS ARE IN INCHES TOLERANCES: FRACTIONS ± 1/16 DECIMALS .XX ± .03 .XXX ± .015 ANGLES ± 2°	DRAWN	R L	10/12/01	GLENAIR, INC. CAD 1994 1211 AIR WAY - GLENDALE - CALIFORNIA 91201	
	CHECK	R. PAINTER	10/12/01		
	ENGR	D. NORTHON	10/12/01		
	APPROVED				
DO NOT SCALE THIS DRAWING	RELEASE DATE			TUBING, CONVOLUTED, HELICAL	
	ORIGINAL RELEASE DATE				
	NON REPARABLE COMMERCIAL ITEM				
B/F 01-5227 P/C 12	CODE IDENT. NO.	SIZE	06324 C	120-123	REV. H
SCALE N/A		WEIGHT N/A	SHEET 1 OF 1		

X-ON Electronics

Largest Supplier of Electrical and Electronic Components

Click to view similar products for [Non-Heat Shrink Tubing and Sleeves](#) category:

Click to view products by [Glenair](#) manufacturer:

Other Similar products are found below :

[601203-000](#) [CTA-0053](#) [8429-9](#) [8445-7.5](#) [8450](#) [120-116-1-1-09BE](#) [120-116-1-1-09BF](#) [120-116-1-1-09BP](#) [120-116-1-1-12BE](#) [120-116-1-1-12BP](#) [120-123-06](#) [120-123-10](#) [120-125-12BL](#) [120-125-12R](#) [120-125-20R](#) [120-126-09](#) [120-126-09BL](#) [120-126-12](#) [120-126-12BL](#) [120-126-52](#) [120-126-52BL](#) [120-104-12](#) [120-105-1-1-06BE](#) [120-105-1-1-06CE](#) [120-108-10B](#) [120-116-1-1-06BP](#) [120-116-1-1-10BP](#) [120-116-1-1-12BF](#) [120-123-12](#) [120-125-09](#) [120-125-12](#) [120-125-12Y](#) [120-125-52BL](#) [120-S002-12](#) [HC1B-7008-0375-0](#) [120-S001-09](#) [120-S002-09](#) [121-101-1-1-56BFC](#) [121-101-1-1-64BFC](#) [121-103-1-1-12BFTTH](#) [RAY-90-3.0\(100\)](#) [20675-2](#) [8S42-100FR-CS8184](#) [SAS-115-1-1048-1X](#) [SAS-160-1-1048-1X](#) [RAY-103-10.0\(100\)](#) [RAY-103-4.0\(100\)](#) [4627-S](#) [3-1991136-0](#) [561-SL1000PP](#)