



180-091 (08) Jam Nut Mount Receptacle
Advanced Fiber Optic Connector
MIL-DTL-38999 Series III Type

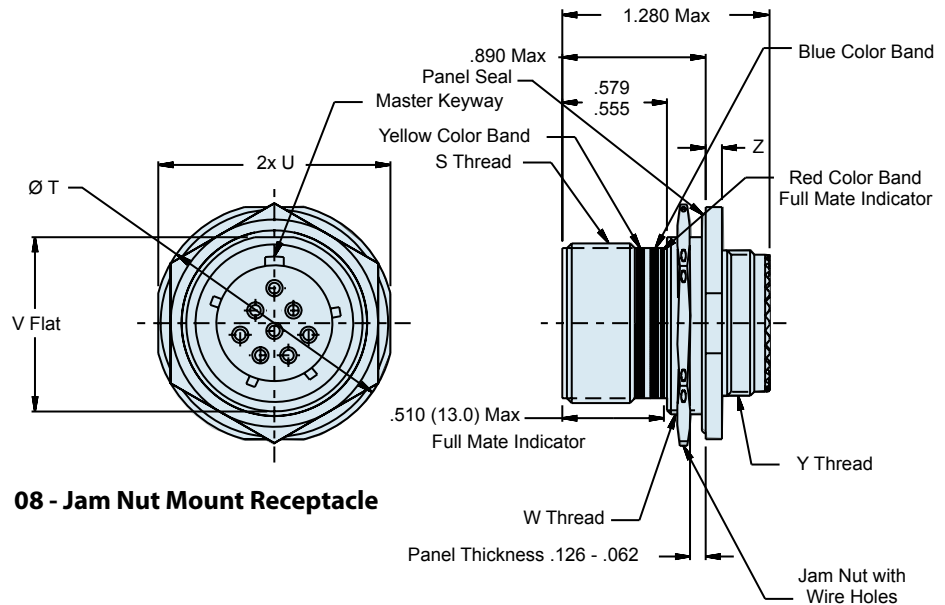
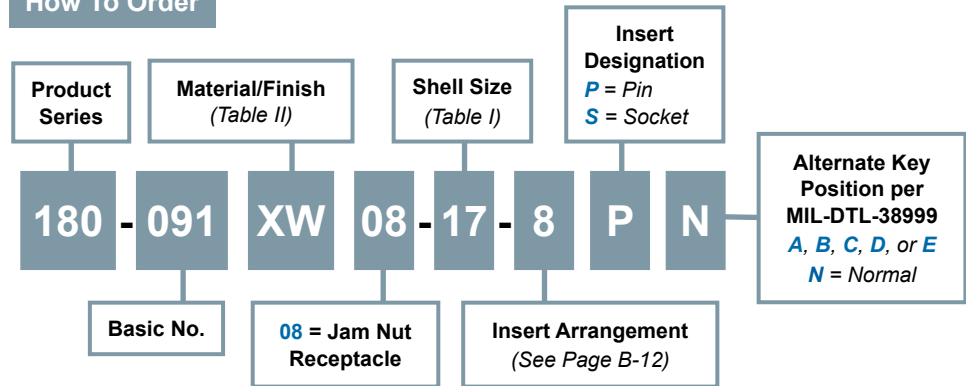
D38999
Series III

B

MIL-DTL-38999 type advanced fiber optic receptacle connector



How To Order



Material and Finish

Shell, Jam Nut: See Table II
Jam Nut (for Composite): Al Alloy, plated same as shell
Insulator: High Grade Rigid Dielectric
Seals: Fluorosilicone

Notes

Insert arrangement in accordance with MIL-STD-1560, See Page B-12.
Blue Color Band indicates rear release retention system.
For appropriate Glenair Terminus part numbers, see Glenair Drawing 181-001 and 181-002.
For recommended panel cutout, See Page B-13

180-091 (08) Jam Nut Mount Receptacle
Advanced Fiber Optic Connector
MIL-DTL-38999 Series III Type



MIL-DTL-38999
Series III Type

B

Table I

Shell Size Code	Shell Size	S Thread	Ø T	U	V	W Thread	Y Thread	Z
A	9	.6250-.1P-.3L-TS-2A	1.200 (30.5) 1.777 (45.1)	1.079 (27.4) 1.047 (26.6)	.655 (16.6) .645 (16.4)	M17 x 1.0-6g 0.100R	M12 x 1.0-6g 0.100R	.121 (3.1) .083 (2.1)
B	11	.7500-.1P-.3L-TS-2A	1.386 (25.4) 1.362 (34.6)	1.268 (32.2) 1.236 (31.4)	.755 (19.2) .745 (18.9)	M20 x 1.0-6g 0.100R	M15 x 1.0-6g 0.100R	.121 (3.1) .083 (2.1)
C	13	.8750-.1P-.3L-TS-2A	1.512 (38.4) 1.488 (37.8)	1.390 (35.3) 1.358 (34.5)	.942 (23.9) .932 (23.7)	M25 x 1.0-6g 0.100R	M18 x 1.0-6g 0.100R	.121 (3.1) .083 (2.1)
D	15	1.0000-.1P-.3L-TS-2A	1.638 (41.6) 1.614 (41.0)	1.516 (38.5) 1.484 (37.7)	1.066 (27.1) 1.056 (26.8)	M28 x 1.0-6g 0.100R	M22 x 1.0-6g 0.100R	.121 (3.1) .083 (2.1)
E	17	1.1875-.1P-.3L-TS-2A	1.764 (44.8) 1.740 (44.2)	1.642 (41.7) 1.610 (40.9)	1.191 (30.3) 1.181 (30.0)	M32 x 1.0-6g 0.100R	M25 x 1.0-6g 0.100R	.121 (3.1) .083 (2.1)
F	19	1.2500-.1P-.3L-TS-2A	1.949 (49.5) 1.925 (48.9)	1.827 (46.4) 1.795 (45.6)	1.316 (33.4) 1.306 (33.2)	M35 x 1.0-6g 0.100R	M28 x 1.0-6g 0.100R	.154 (3.9) .114 (2.9)
G	21	1.3750-.1P-.3L-TS-2A	2.075 (52.7) 2.051 (52.1)	1.953 (49.6) 1.921 (48.8)	1.441 (36.6) 1.431 (36.3)	M38 x 1.0-6g 0.100R	M31 x 1.0-6g 0.100R	.154 (3.9) .114 (2.9)
H	23	1.5000-.1P-.3L-TS-2A	2.201 (55.9) 2.177 (55.3)	2.079 (52.8) 2.047 (52.0)	1.566 (39.8) 1.556 (39.5)	M41 x 1.0-6g 0.100R	M34 x 1.0-6g 0.100R	.154 (3.9) .114 (2.9)
J	25	1.6250-.1P-.3L-TS-2A	2.323 (59.0) 2.299 (58.4)	2.205 (56.0) 2.173 (55.2)	1.691 (43.0) 1.681 (42.7)	M44 x 1.0-6g 0.100R	M37 x 1.0-6g 0.100R	.154 (3.9) .114 (2.9)

Table II: Material and Finish

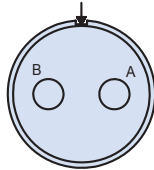
Code	Material	Finish Description
M	Aluminum Alloy	Electroless Nickel
MT		Nickel - PTFE, Grey
NF		Cadmium, Olive Drab
ZN		Zinc-Nickel, Olive Drab
ZNU		Zinc-Nickel, Black
XM	Composite	Electroless Nickel
XMT		Nickel - PTFE, Grey
XW		Cadmium, Olive Drab
XZN		Zinc-Nickel, Black
MS	Stainless Steel	Electroless Nickel
ZL		Electro-Deposited Nickel
ZI		Passivate

Refer to Appendix for material/finish details

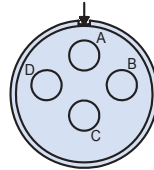


B

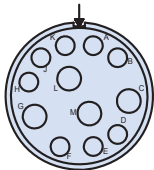
MIL-DTL-38999 type advanced fiber optic connectors



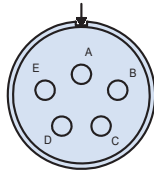
Shell Size 11
Arrangement 2



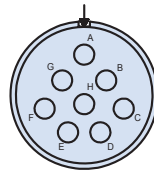
Shell Size 13
Arrangement 4



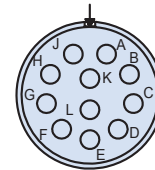
Shell Size 15
Arrangement 97



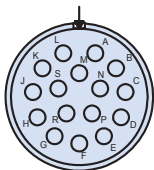
Shell Size 15
Arrangement 5



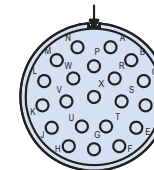
Shell Size 17
Arrangement 8



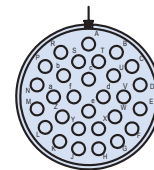
Shell Size 19
Arrangement 11



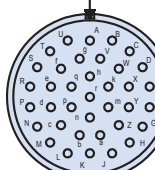
Shell Size 21
Arrangement 16



Shell Size 23
Arrangement 21



Shell Size 25
Arrangement 29



Shell Size 25
Arrangement 37

Mating face of pin insert shown

Contact Arrangements per MIL-STD-1560

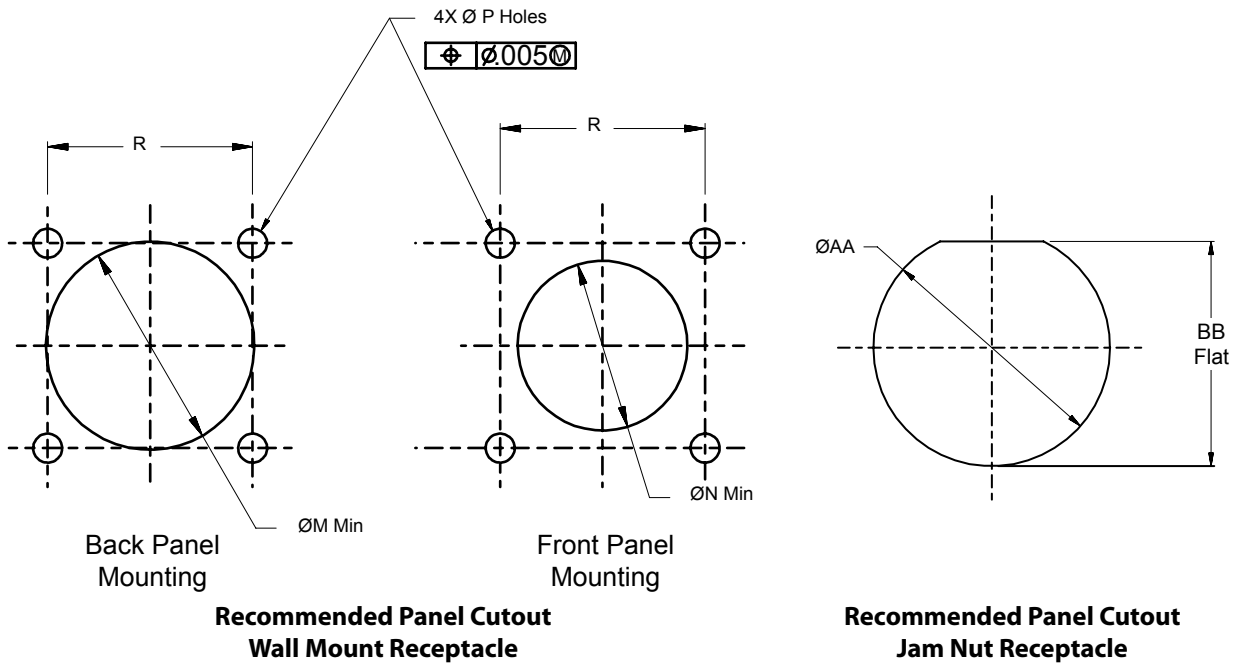
180-091
MIL-DTL-38999 Series III Type
Fiber Optic Connection System
Panel Cutouts



MIL-DTL-38999
Series III Type

B

Table I							
Shell Size Code	Shell Size	Ø AA	BB Flat	Ø M Min	Ø N Min	Ø P Holes	R BSC
B	11	.835 (21.2) .825 (21.0)	.771 (19.6) .761 (19.3)	.796 (20.2)	.625 (15.9)	.133 (3.4) .123 (3.1)	.812 (20.6)
C	13	1.020 (25.9) 1.010 (25.7)	.955 (24.3) .945 (24.0)	.922 (23.4)	750 (19.1)	.133 (3.4) .123 (3.1)	.906 (23.0)
D	15	1.145 (29.1) 1.135 (28.8)	1.085 (27.6) 1.075 (27.3)	1.047 (26.6)	.906 (23.0)	.133 (3.4) .123 (3.1)	.969 (24.6)
E	17	1.270 (32.3) 1.260 (32.0)	1.210 (30.7) 1.200 (30.5)	1.219 (31.0)	1.016 (25.8)	.133 (3.4) .123 (3.1)	1.062 (27.0)
F	19	1.395 (35.4) 1.385 (35.2)	1.335 (33.9) 1.325 (33.7)	1.297 (32.9)	1.141 (29.0)	.133 (3.4) .123 (3.1)	1.156 (29.4)
G	21	1.520 (38.6) 1.510 (38.4)	1.460 (37.1) 1.450 (36.8)	1.422 (36.1)	1.266 (32.2)	.133 (3.4) .123 (3.1)	1.250 (31.8)
H	23	1.645 (41.8) 1.635 (41.5)	1.585 (40.3) 1.575 (40.0)	1.547 (39.3)	1.375 (34.9)	.159 (4.0) .149 (3.8)	1.375 (34.9)
J	25	1.770 (45.0) 1.760 (44.7)	1.710 (43.4) 1.700 (43.2)	1.672 (42.5)	1.484 (37.7)	.155 (3.9) .145 (3.7)	1.500 (38.1)



X-ON Electronics

Largest Supplier of Electrical and Electronic Components

Click to view similar products for [Circular MIL Spec Connector](#) category:

Click to view products by [Glenair](#) manufacturer:

Other Similar products are found below :

[0025-262-542](#) [0025-264-3014](#) [58-570121-04S](#) [0134-202-1200](#) [0134-207-1206](#) [0134-207-1800](#) [0134-207-2207](#) [0134-213-0806](#) [0134-213-1007](#) [0134-213-1009](#) [0134-213-1208](#) [0134-213-1800](#) [0134-213-2209](#) [0025-258-000](#) [015-9516-002](#) [60-042722-19P](#) [0114-201-1278](#) [602GB06EG24-61SN](#) [0134-201-1207](#) [0134-201-1806](#) [0134-201-2006](#) [0134-201-2007](#) [0134-201-2010](#) [0134-202-1400](#) [0134-207-0809](#) [0134-207-1208](#) [0134-207-2009](#) [0134-213-1006](#) [6104-207-2302](#) [6104-208-1902](#) [6131-202-19149P](#) [6131-204-21149P](#) [6131-207-13149P](#) [6131-208-13149P](#) [6131-209-17149P](#) [6131-210-11149P](#) [6131-211-19149P](#) [6131-216-19149P](#) [6131-220-25149P](#) [6131-259-11149P](#) [6131-259-21149P](#) [6131-259-23149P](#) [6131-263-19149P](#) [6131-265-17149P](#) [6131-265-19149P](#) [CS3102A-20-15P](#) [CS3102A-20-15S](#) [CS3102C18-4P-472](#) [CS3106A-20-29P](#) [CS3106A-20-74P](#)