

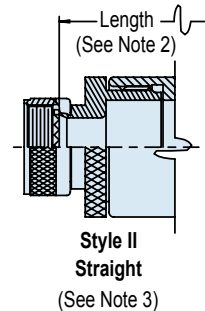
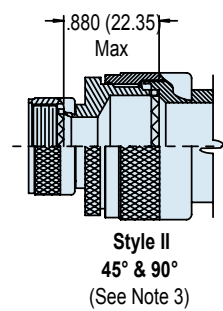
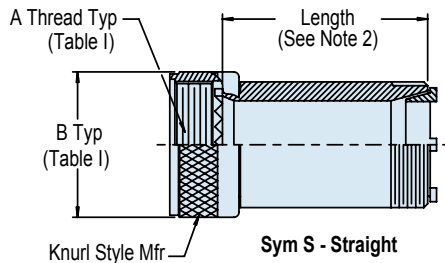
**CONNECTOR DESIGNATORS**

MIL-DTL-38999 Series I, II (F)  
 MIL-DTL-38999 Series III and IV (H)

**A-F-H-L-S**

**ROTATABLE COUPLING**

**TYPE B INDIVIDUAL AND/OR OVERALL SHIELD TERMINATION**

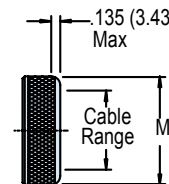


**STYLE H**  
 Heavy Duty  
 (Table VI)

**STYLE A**  
 Medium Duty  
 (Table V)

**STYLE M**  
 Medium Duty  
 (Table V)

**STYLE D**  
 Medium Duty  
 (Table V)



**380-115**  
**EMI/RFI Non-Environmental Backshell**  
**with Strain Relief**  
**Type B - Rotatable Coupling - Low Profile**



TABLE III: ELBOW DIMENSIONS										
Shell Size			C	D	E	F	R	S	T	U
A	F,L,S	H	Max	Max	Max	Max	Max	Max	Max	Max
08	08	09	.500 (12.7)	1.684 (42.8)	.457 (11.6)	1.674 (42.5)	.910 (23.11)	1.910 (48.77)	.780 (19.81)	1.780 (45.21)
10	10	11	.595 (15.1)	1.804 (45.8)	.520 (13.2)	1.734 (44.0)	.970 (24.64)	1.970 (50.04)	.810 (20.57)	1.810 (45.97)
12	12	13	.610 (15.5)	1.824 (46.3)	.582 (14.8)	1.794 (45.6)	1.030 (26.16)	2.030 (50.56)	.830 (21.08)	1.830 (46.48)
14	14	15	.700 (17.8)	1.894 (48.1)	.645 (16.4)	1.884 (47.9)	1.090 (27.68)	2.090 (53.09)	.850 (21.59)	1.850 (46.99)
16	16	17	.885 (22.5)	1.984 (50.4)	.738 (18.7)	1.994 (50.6)	1.150 (29.21)	2.150 (54.61)	.880 (22.35)	1.880 (47.75)
18	18	19	.975 (24.8)	2.154 (54.7)	.926 (23.5)	2.184 (55.5)	1.200 (30.48)	2.200 (55.88)	.900 (22.86)	1.900 (48.26)
20	20	21	.975 (24.8)	2.154 (54.7)	.926 (23.5)	2.184 (55.5)	1.270 (32.26)	2.270 (57.66)	.930 (23.62)	1.930 (49.02)
22	22	23	1.125 (28.6)	2.264 (57.5)	1.020 (25.9)	2.334 (59.3)	1.330 (33.78)	2.330 (59.18)	.950 (24.13)	1.950 (49.53)
24	24	25	1.125 (28.6)	2.264 (57.5)	1.020 (25.9)	2.334 (59.3)	1.390 (35.31)	2.390 (60.71)	.980 (24.13)	1.980 (50.29)
28			1.225 (31.1)	2.434 (61.8)	1.145 (29.1)	2.384 (60.6)	1.460 (37.08)	2.460 (62.48)	1.150 (29.21)	2.150 (54.61)
32			1.575 (40.0)	2.684 (68.2)	1.207 (30.7)	2.484 (63.1)	1.590 (40.38)	2.590 (65.79)	1.210 (30.73)	2.210 (56.13)
36			1.775 (45.1)	2.684 (68.2)	1.238 (31.4)	2.574 (65.4)	1.690 (42.93)	2.690 (68.33)	1.240 (31.50)	2.240 (56.90)
40			N/A	N/A	N/A	N/A	1.900 (48.26)	2.200 (55.88)	1.250 (31.75)	1.590 (40.38)
44			N/A	N/A	N/A	N/A	2.030 (51.56)	2.360 (59.94)	1.300 (33.02)	1.640 (41.65)
48			N/A	N/A	N/A	N/A	2.180 (53.37)	2.530 (64.26)	1.370 (34.79)	1.720 (43.68)
61			N/A	N/A	N/A	N/A	1.290 (32.76)	1.490 (37.85)	.880 (22.35)	1.100 (27.94)

TABLE II: FINISHES	
Sym	Finish
B	Cadmium Plate, Olive Drab
C*	Anodize, Black
G*	Hard Coat, Anodic
J	Gold Iridite over Cadmium Plate over Nickel
LF	Cadmium Plate, Bright over Electroless Nickel
M	Electroless Nickel
N	Cadmium Plate, Olive Drab over Nickel
NC	Zinc Cobalt, Dark Olive Drab
NF	Cad/O.D. over Electroless Nickel (1000 Hr. Salt Spray)
T	Cadmium Plate, Bright Dip over Nickel
U**	Cadmium Plate, Black
UC	Zinc Cobalt, Black
Z1**	Passivate
ZN	Zinc Nickel, Olive Drab

TABLE IV: CABLE CLAMP CABLE RANGE				
Dash No.	N Max	P Max	Cable Range	
			Min	Max
04	.780 (19.8)	.957 (24.3)	.125 (3.2)	.312 (7.9)
06	.780 (19.8)	1.145 (29.1)	.250 (6.4)	.437 (11.1)
08	.780 (19.8)	1.332 (33.8)	.312 (7.9)	.562 (14.3)
10	.780 (19.8)	1.332 (33.8)	.350 (8.9)	.625 (15.9)
12	.811 (20.6)	1.551 (39.4)	.500 (12.7)	.750 (19.1)
16	.905 (23.0)	1.770 (45.0)	.625 (15.9)	.937 (23.8)
20	1.092 (27.7)	2.113 (53.7)	.875 (22.2)	1.250 (31.8)
24	1.124 (28.5)	2.363 (60.0)	1.000 (25.4)	1.375 (34.9)
28	1.399 (35.5)	2.770 (70.4)	1.250 (31.8)	1.625 (41.3)
32	1.399 (35.5)	3.020 (76.7)	1.437 (36.5)	1.875 (47.6)

TABLE V: CABLE CLAMP CABLE RANGE						
Dash No.	J Max	K Max	L Max	M Max	Cable Range	
					Min**	Max
03*	.437 (11.1)	.760 (19.3)	.843 (21.4)	.630 (16.0)	.156 (4.0)	.250 (6.4)
04*	.437 (11.1)	.760 (19.3)	.906 (23.0)	.755 (19.2)	.188 (4.8)	.312 (7.9)
06*	.500 (12.7)	.760 (19.3)	1.093 (27.8)	.942 (23.9)	.281 (7.1)	.438 (11.1)
08	.563 (14.3)	.760 (19.3)	1.187 (30.1)	1.067 (27.1)	.344 (8.7)	.562 (14.3)
10	.563 (14.3)	.760 (19.3)	1.281 (32.5)	1.192 (30.3)	.375 (9.5)	.625 (15.9)
12	.563 (14.3)	.760 (19.3)	1.500 (38.1)	1.380 (35.1)	.438 (11.1)	.750 (19.1)
16	.656 (16.7)	1.073 (27.3)	1.719 (43.7)	1.535 (39.0)	.562 (14.3)	.938 (23.8)
20	.656 (16.7)	1.323 (33.6)	2.062 (52.4)	1.848 (46.9)	.750 (19.1)	1.250 (31.8)
24	.656 (16.7)	1.323 (33.6)	2.312 (58.7)	2.255 (57.3)	.781 (19.8)	1.375 (34.9)
28	1.188 (30.2)	1.572 (39.9)	2.719 (69.1)	2.505 (63.6)	.969 (24.6)	1.625 (41.3)
32*	1.187 (30.1)	1.572 (39.9)	2.969 (75.4)	2.755 (70.0)	1.125 (28.6)	1.875 (47.6)
40*	1.125 (28.6)	1.572 (39.9)	3.531 (89.7)	3.255 (82.7)	1.469 (37.3)	2.375 (60.3)

\* Not available in Style M clamp.

\*\* Not Applicable Style D

- APPLICATION NOTES**
- Assembly identified with manufacturer's name and part number, space permitting.
  - Standard minimum length for Style I is 1.500 inches, Style II standard length is 2.000 inches. For shorter lengths consult factory. Applies to Symbol S only.
  - When cable range exceeds Max Entry shown in Table IV, Style II will be supplied. Note: C, D, E, F, R, S, T and U dimensions do not apply to Style II.
  - Metric dimensions are in parentheses.
  - For effective grounding, connector with conductive finish should be used.
  - Glenair Series 600 Backshell Assembly Tools are recommended for assembly and installation.
  - Material/Finish:  
Elbow, adapter, coupling nut, ferrules and clamp - Aluminum alloy or SST/Table II.  
Hardware - CRES/Passivate
  - Angular functions A and B are currently not available in shell sizes 40, 44 and 61. Consult factory for suitable alternatives.

## X-ON Electronics

Largest Supplier of Electrical and Electronic Components

*Click to view similar products for [Circular MIL Spec Backshells](#) category:*

*Click to view products by [Glenair](#) manufacturer:*

Other Similar products are found below :

[5M2919-3DW](#) [5M2920-3CW](#) [5M2953-1HW](#) [60-036152-022](#) [610HS012M15](#) [M28840/504WA](#) [M28840/805WB](#) [M28840/809WA](#)  
[M28840/815WA](#) [M28840/816WA](#) [627AS017M14](#) [62GB5851608S](#) [655HS002NF11](#) [CW3703-000](#) [CW3899-000](#) [M85049/10-134S](#)  
[M85049/10-17S](#) [M85049/10-33S](#) [M85049/10-94W](#) [M85049/11-09W](#) [M85049/11-28N](#) [M85049/11-37N](#) [M85049/11-53N](#) [M85049/11-63N](#)  
[M85049/118-20W](#) [M85049/124-23W](#) [M85049/124S09W](#) [M85049/126S23W](#) [M850491712W02](#) [M85049/1720N04B](#) [M85049/1817N06](#)  
[M850491819W03](#) [M85049/1821W05C](#) [M85049/1825W06C](#) [M85049/1919N05](#) [M85049/1919W04](#) [M850491919W07](#) [M85049/23-59W](#)  
[M85049/23-74W](#) [M8504924-5W](#) [M85049/24-71N](#) [M85049/25-47N](#) [M85049/25-94W](#) [M85049/27S12N](#) [M8504938-13S](#) [M85049/38-19S](#)  
[M85049/39-11S](#) [M85049/39-17S](#) [M85049/39-9S](#) [M85049/3W4A2](#)