

Series 38 EMI Backshells

for MIL-DTL-38999 Series III/IV Connectors

380H*105 EMI Backshell, Self-Locking



Self-Locking

Adapter Code H

This accessory fits these connectors:
MIL-DTL-38999 Series III and Series IV

PROFILE SELECTION GUIDE

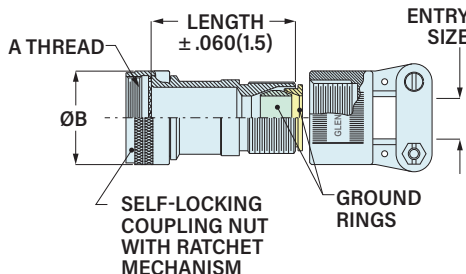
S Straight	A 90°
B 45°	C 90°
D 90°	F 45°
H 45°	J 90°
M 45°	N 90°

Shielded. Self locking. 380H*105 backshell fits MIL-DTL-38999 Series III and IV connectors. Anti-decoupling mechanism provides audible detented coupling and prevents backoff under high vibration. Non-environmental. Cone and ring shield termination. Two ground rings for terminating individual and overall braid shields. Type H heavy duty saddle clamp has stainless steel telescoping fillister head screws and lockwashers. Available in aluminum or stainless steel.

PART NUMBER

380HS105 M 13 04 H 3

Base P/N	Base Part No.	Profile				
	380HS105	S Straight				
	380HA105	A 90° Elbow				
	380HB105	B 45° Elbow				
	380HC105	C 90° Low Prof.				
	380HD105	D 90° Split				
	380HF105	F 45° Split				
	380HH105	H 45° Cut/Weld				
	380HJ105	J 90° Cut/Weld				
	380HM105	M 45° Full Radius				
	380HN105	N 90° Full Radius				
	Material/Finish	M Alum/ Electroless Nickel				
		MT Alum/ Nickel-PTFE				
NF Alum/ Olive Drab Cadmium						
ZR Alum/ Black Zinc-Nickel						
TZ Alum/ Tin-Zinc						
ZI SST/ Passivated (Profiles H, J, M, N, S only)						
Shell Size	Shell Size	9 11 13 15 17 19 21 23 25				
	Size Code	09 11 13 15 17 19 21 23 25				
Entry Size	Entry Size	Max. Cable Dia.	Shell Size*	Entry Size	Max. Cable Dia.	Shell Size*
	03	.250 (7.9)	09-25	16	.937 (23.8)	21-25
	04	.312 (7.9)	11-25	20	1.250 (31.8)	25
	06	.437 (11.1)	13-25	24	1.375 (34.9)	-
	08	.562 (14.3)	15-25	28	1.625 (41.3)	-
	10	.625 (15.9)	15-25	32	1.875 (47.6)	-
	12	.750 (19.1)	17-25			
* If selected entry size exceeds shell size range, a Style 2 transition adapter will be included. See <i>Maximum Entry Size</i> for details.						
⚠ Profile C entry size cannot exceed shell size range listed in table.						
Strain Relief	H	Saddle Clamp				
Length	3	1.5 inches	Applies to Profile S only.			
	4	2.0 inches	If Entry Size is greater than "Maximum Entry Size" (see next page), then 2 inch minimum applies.			
	6	3.0 inches				
	8	4.0 inches				



Shell Size	A Thread	øB Max in	mm
9 (A)	M12X1.0-6H	.94	24.8
11 (B)	M15X1.0-6H	1.06	26.9
13 (C)	M18X1.0-6H	1.17	29.7
15 (D)	M22X1.0-6H	1.29	32.7
17 (E)	M25X1.0-6H	1.42	36.1
19 (F)	M28X1.0-6H	1.54	39.1
21 (G)	M31X1.0-6H	1.67	42.4
23 (H)	M34X1.0-6H	2.01	51.1
25 (J)	M37X1.0-6H	2.12	53.8

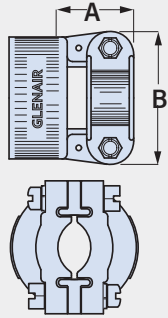


Series 38 EMI Backshells

for MIL-DTL-38999 Series III/IV Connectors

380H*105 EMI Backshell, Self-Locking

STRAIN RELIEF DIMENSIONS



Entry Size	A Max		B Max		Cable Range			
	in	mm	in	mm	Min in	Min mm	Max in	Max mm
03	.780	19.8	.957	24.3	.125	3.2	.250	6.4
04	.780	19.8	.957	24.3	.125	3.2	.312	7.9
06	.780	19.8	1.145	29.1	.250	6.4	.437	11.1
08	.780	19.8	1.332	33.8	.312	7.9	.562	14.3
10	.780	19.8	1.332	33.8	.350	8.9	.625	15.9
12	.811	20.6	1.551	39.4	.500	12.7	.750	19.1
16	.905	23.0	1.770	45.0	.625	15.9	.937	23.8
20	1.092	27.7	2.113	53.7	.875	22.2	1.250	31.8
24	1.124	28.5	2.363	60.0	1.000	25.4	1.375	34.9
28	1.399	35.5	2.770	70.4	1.250	31.8	1.625	41.3
32	1.399	35.5	3.020	76.7	1.437	36.5	1.875	47.6

MAXIMUM ENTRY SIZE

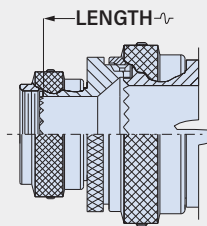
If the selected entry size exceeds the maximum size in this table, the backshell will have a front adapter. This is called a **Style 2** backshell.

Profile C backshells are not available with entry sizes larger than shown in table.

Shell Size	Max. Entry Size	Shell Size	Max. Entry Size
9 (A)	03	19 (F)	12
11 (B)	04	21 (G)	16
13 (C)	06	23 (H)	16
15 (D)	10	25 (J)	20
17 (E)	12		

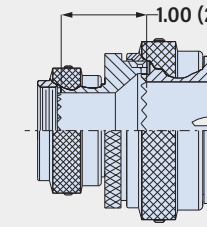
Profile A Standard 90° 	Profile B Standard 45° 	Profile C Low Profile Split 90° 	Profile D Split 90°
Profile F Split 45° 	Profile H Cut/Weld 45° 	Profile J Cut/Weld 90° 	Profile M Full Radius 45°
		Profile N Full Radius 90° 	

Style 2 Straight Backshell



For Style 2 straight backshells, the minimum length code increases from 3 (1 1/2 inches) to 4 (2 inches).

Style 2 45° and 90° Backshells



For Style 2 45° and 90° backshells, the length increases by 1.00 inches.

Shell Size	Profile A		Profile B		Profile C				Max Wire Bundle	Profile D										
	A Max in	A Max mm	B Max in	B Max mm	C Max in	C Max mm	D Max in	D Max mm		E Max in	E Max mm	F Max in	F Max mm	G Max in	G Max mm	H Max in	H Max mm	J Max in	J Max mm	
9 (A)	.656	16.7	1.612	40.9	.613	15.6	1.062	40.7	.496	12.6	.837	21.3	1.780	45.2	.250	6.4	.836	21.2	1.530	38.9
11 (B)	.751	19.1	1.732	44.0	.676	17.2	1.662	42.2	.426	10.8	.887	22.5	1.940	49.3	.375	9.5	.906	23.0	1.590	40.4
13 (C)	.766	19.5	1.752	44.5	.738	18.7	1.722	43.7	.426	10.8	.887	22.5	1.940	49.3	.375	9.5	.966	24.5	1.660	42.2
15 (D)	.856	21.7	2.072	52.6	.801	20.3	2.062	52.4	.436	11.1	.987	25.1	2.010	51.1	.500	12.7	1.026	26.1	1.690	42.9
17 (E)	1.041	26.4	2.162	54.9	.894	22.7	2.172	55.2	.576	14.6	1.137	28.9	2.060	52.3	.625	15.9	1.086	27.6	1.790	45.5
19 (F)	1.131	28.7	2.332	59.2	1.082	27.5	2.362	60.0	.796	20.2	1.337	34.0	2.090	53.1	.625	15.9	1.156	29.4	1.850	47.0
21 (G)	1.131	28.7	2.332	59.2	1.082	27.5	2.362	60.0	.796	20.2	1.337	34.0	2.090	53.1	.625	15.9	1.216	30.9	1.910	48.5
23 (H)	1.281	32.5	2.442	62.0	1.176	29.9	2.512	63.8	.696	17.7	1.337	34.0	2.240	56.9	.750	19.1	1.276	32.4	1.970	50.0
25 (J)	1.281	32.5	2.442	62.0	1.176	29.9	2.512	63.8	.696	17.7	1.337	34.0	2.240	56.9	.750	19.1	1.336	33.9	2.030	51.6

Shell Size	Profile F		Profile H		Profile J		Profile M		Profile N											
	K Max in	K Max mm	L Max in	L Max mm	M Max in	M Max mm	N Max in	N Max mm	P Max in	P Max mm	R Max in	R Max mm	S Max in	S Max mm	T Max in	T Max mm	V Max in	V Max mm	W Max in	W Max mm
9 (A)	.596	15.1	1.590	40.4	.795	20.2	1.015	25.8	.906	23.0	1.125	28.6	.968	24.6	.875	22.2	1.281	32.5	1.188	30.2
11 (B)	.656	16.7	1.650	41.9	.820	20.8	1.045	26.5	.966	24.5	1.185	30.1	1.031	26.2	.938	23.8	1.406	35.7	1.312	33.3
13 (C)	.716	18.2	1.720	43.7	.844	21.4	1.065	27.1	1.026	26.1	1.245	31.6	1.094	27.8	1.000	25.4	1.531	38.9	1.438	36.5
15 (D)	.776	19.7	1.750	44.5	.861	21.9	1.095	27.8	1.076	27.3	1.315	33.4	1.156	29.4	1.062	27.0	1.656	42.1	1.562	39.7
17 (E)	.836	21.2	1.850	47.0	.888	22.6	1.115	28.3	1.136	28.9	1.375	34.9	1.219	31.0	1.125	28.6	1.781	45.2	1.688	42.9
19 (F)	.906	23.0	1.910	48.5	.904	23.0	1.125	28.6	1.176	29.9	1.395	35.4	1.250	31.8	1.156	29.4	1.906	48.4	1.812	46.0
21 (G)	.976	24.8	1.970	50.0	.929	23.6	1.145	29.1	1.236	31.4	1.445	36.7	1.312	33.3	1.219	31.0	2.031	51.6	1.938	49.2
23 (H)	1.036	26.3	2.030	51.6	.956	24.3	1.185	30.1	1.296	32.9	1.535	39.0	1.344	34.1	1.250	31.8	2.156	54.8	2.062	52.4
25 (J)	1.096	27.8	2.090	53.1	.979	24.9	1.215	30.9	1.356	34.4	1.605	40.8	1.406	35.7	1.312	33.3	2.281	57.9	2.188	55.6

X-ON Electronics

Largest Supplier of Electrical and Electronic Components

Click to view similar products for [Circular MIL Spec Backshells](#) category:

Click to view products by [Glenair](#) manufacturer:

Other Similar products are found below :

[5M2919-3DW](#) [5M2953-1HW](#) [5PTC0023-28C](#) [5PTV7106-AC](#) [5PTV7107-HC](#) [610HS012M15](#) [M28840/805WB](#) [M28840/815WA](#)
[655HS002NF11](#) [CW3899-000](#) [M85049/10-134S](#) [M85049/10-17S](#) [M85049/120-14W](#) [M85049/6-19N](#) [M85049/79-25N04](#) [M85049/81-10](#)
[M85049/85-24P01](#) [M85049/88-19P02](#) [M85049/88-21P02](#) [M85049/89-11P03](#) [M85049/90-11J03](#) [M85049/90-19P02](#) [M85049/92-09T](#) [801-](#)
[005-02Z19-19PA](#) [84030008](#) [8500-2472](#) [900](#) [85202A14](#) [FRCIR020R-16-10P-F80-T108-VO](#) [8D105B02](#) [G8234-24D](#) [1234-258-09228](#) [1234-](#)
[259-19228](#) [1234-206-11192](#) [1234-259-11192](#) [1234-259-21228](#) [1234-279-19228](#) [1234-279-23228](#) [D38999/46WF35SNLC](#) [BACC10HG24C](#)
[BACC10JP22B](#) [189HS011-15053](#) [189HS016NF1907-3](#) [205M520-19C](#) [C8824-3W25](#) [91A3-20-11-1-B-HE200](#) [30-269-1P15F09](#)
[189HS016NF1105-3](#) [189HS016NF2111-3](#) [CF7294-000](#) [290WS003G-1406H3](#)