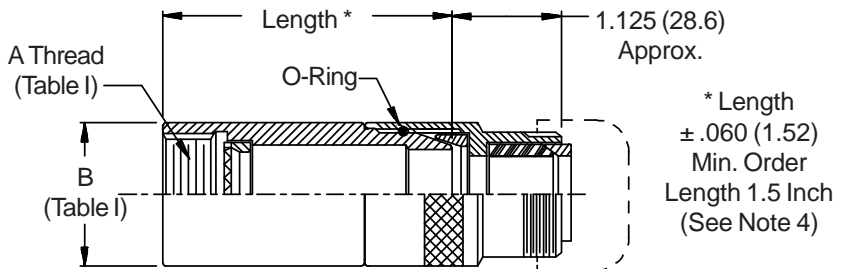
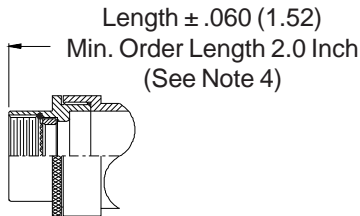
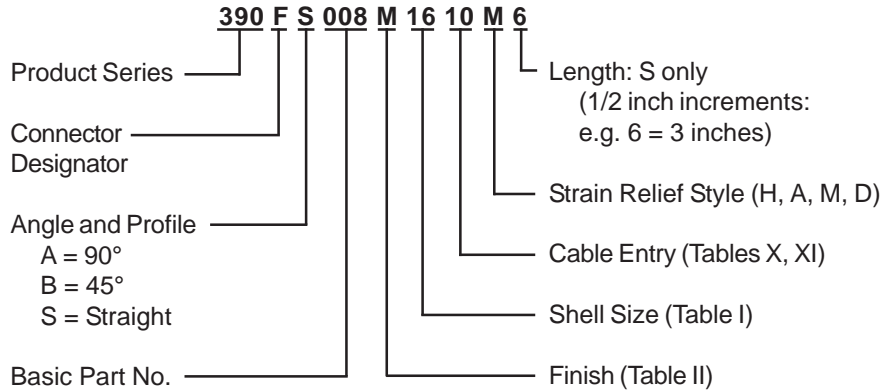


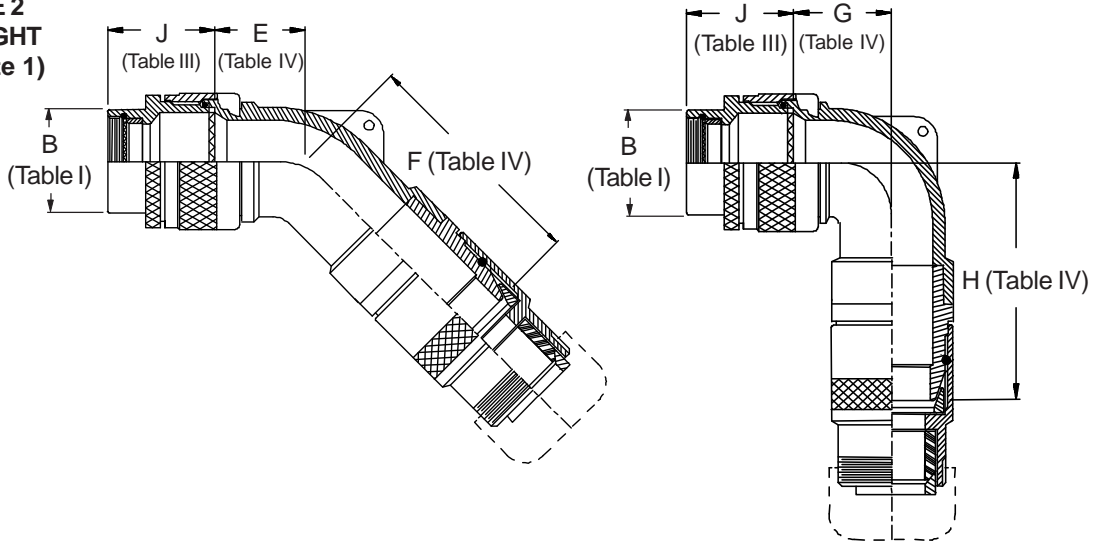
CONNECTOR DESIGNATORS
A-B*-C-D-E-F
G-H-J-K-L-S

* Conn. Desig. B See Note 5
DIRECT COUPLING

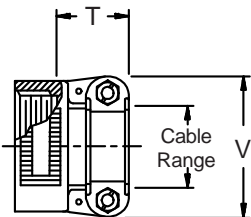
TYPE C OVERALL SHIELD TERMINATION



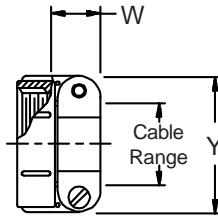
STYLE 2 (STRAIGHT)
 See Note 1)



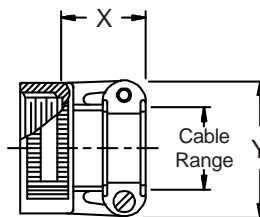
STYLE H
 Heavy Duty
 (Table X)



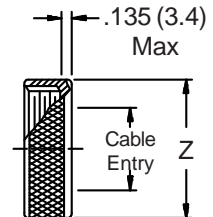
STYLE A
 Medium Duty
 (Table XI)



STYLE M
 Medium Duty
 (Table XI)



STYLE D
 Medium Duty
 (Table XI)



390-008
Submersible EMI/RFI Cable Sealing Backshell
with Strain Relief
Type C - Direct Coupling - Low Profile



See inside back cover fold-out or pages 13 and 14 for Tables I and II.

| TABLE III: FRONT ADAPTER | | | |
|--------------------------|--------------------------|--------------|--------------|
| Shell Size | J Max - Conn. Designator | | |
| | A-E-F | | |
| | J-H-L-S | D-B-G-K | C |
| 08/09 | 1.180 (30.0) | 1.440 (36.6) | |
| 10/11 | 1.180 (30.0) | 1.440 (36.6) | |
| 12/13 | 1.180 (30.0) | 1.440 (36.6) | 1.735 (44.1) |
| 14/15 | 1.180 (30.0) | 1.440 (36.6) | 1.915 (48.6) |
| 16/17 | 1.380 (35.0) | 1.560 (39.6) | 1.915 (48.6) |
| 18/19 | 1.380 (35.0) | 1.560 (39.6) | 1.915 (48.6) |
| 20/21 | 1.380 (35.0) | 1.560 (39.6) | 1.915 (48.6) |
| 22/23 | 1.380 (35.0) | 1.560 (39.6) | 1.915 (48.6) |
| 24/25 | 1.380 (35.0) | 1.560 (39.6) | 1.915 (48.6) |
| 28/29 | 1.610 (40.9) | 1.560 (39.6) | 1.915 (48.6) |
| 32/33 | 1.610 (40.9) | 1.750 (44.5) | 1.915 (48.6) |
| 36 | 1.610 (40.9) | 1.750 (44.5) | 1.915 (48.6) |
| 40 | 1.610 (40.9) | 2.190 (55.6) | 1.915 (48.6) |

| TABLE IV: ELBOW DIMENSIONS | | | | | | | | |
|----------------------------|-------|--------|-------|---------|-------|--------|-------|---------|
| Elbow Size | E Max | | F Max | | G Max | | H Max | |
| 04 | .630 | (16.0) | 2.715 | (69.0) | .636 | (16.2) | 2.725 | (69.2) |
| 06 | .630 | (16.0) | 2.775 | (70.5) | .710 | (18.0) | 2.845 | (72.3) |
| 08 | .692 | (17.6) | 2.835 | (72.0) | .731 | (18.6) | 2.865 | (72.8) |
| 10 | .755 | (19.2) | 3.554 | (90.3) | .825 | (21.0) | 3.564 | (90.5) |
| 12 | .848 | (21.5) | 3.664 | (93.1) | .988 | (25.1) | 3.654 | (92.8) |
| 16 | 1.036 | (26.3) | 3.854 | (97.9) | 1.087 | (27.6) | 3.824 | (97.1) |
| 20 | 1.130 | (28.7) | 4.192 | (106.5) | 1.325 | (33.7) | 4.122 | (104.7) |
| 24 | 1.255 | (31.9) | 4.225 | (107.3) | 1.337 | (34.0) | 4.275 | (108.6) |
| 28 | 1.317 | (33.5) | 4.325 | (109.9) | 1.827 | (46.4) | 4.525 | (114.9) |
| 32 | 1.348 | (34.2) | 4.465 | (113.4) | 2.027 | (51.5) | 4.575 | (116.2) |

| TABLE X: CABLE ENTRY | | | | | | |
|----------------------|--------------|--------------|--------------|--------------|-----|--|
| Dash No. | T Max | V Max | Cable Range | | | |
| | | | Min | | Max | |
| | | | | | | |
| 04 | .780 (19.8) | .957 (24.3) | .125 (3.2) | .312 (7.9) | | |
| 06 | .780 (19.8) | 1.145 (29.1) | .250 (6.4) | .437 (11.1) | | |
| 08 | .780 (19.8) | 1.332 (33.8) | .387 (9.8) | .562 (14.3) | | |
| 10 | .780 (19.8) | 1.332 (33.8) | .350 (8.9) | .625 (15.9) | | |
| 12 | .811 (20.6) | 1.551 (39.4) | .500 (12.7) | .750 (19.1) | | |
| 16 | .905 (23.0) | 1.770 (45.0) | .625 (15.9) | .937 (23.8) | | |
| 20 | 1.092 (27.7) | 2.113 (53.7) | .875 (22.2) | 1.250 (31.8) | | |
| 24 | 1.124 (28.5) | 2.363 (60.0) | 1.000 (25.4) | 1.375 (34.9) | | |
| 28 | 1.399 (35.5) | 2.770 (70.4) | 1.250 (31.8) | 1.625 (41.3) | | |
| 32 | 1.399 (35.5) | 3.020 (76.7) | 1.437 (36.5) | 1.875 (47.6) | | |

1. When maximum cable entry (page 22) is exceeded, Style 2 will be supplied. (Function S only).
2. Metric dimensions (mm) are indicated in parentheses.
3. Cable range is defined as the accommodations range for the wire bundle or cable. Dimensions shown are not intended for inspection criteria.
4. Consult factory for shorter lengths on straight backshells.
5. When using Connector Designator B refer to pages 18 and 19 for part number development.

| TABLE XI: CABLE ENTRY | | | | | | | | | |
|-----------------------|--------------|--------------|--------------|--------------|--------------|--------------|-----|--|--|
| Dash No. | W Max | X Max | Y Max | Z Max | Cable Range | | | | |
| | | | | | Min | | Max | | |
| | | | | | | | | | |
| 03* | .437 (11.1) | .760 (19.3) | .843 (21.4) | .630 (16.0) | .156 (4.0) | .250 (6.4) | | | |
| 04* | .437 (11.1) | .760 (19.3) | .906 (23.0) | .755 (19.2) | .188 (4.8) | .312 (7.9) | | | |
| 06* | .500 (12.7) | .760 (19.3) | 1.093 (27.8) | .942 (23.9) | .281 (7.1) | .438 (11.1) | | | |
| 08 | .563 (14.3) | .760 (19.3) | 1.187 (30.1) | 1.067 (27.1) | .387 (9.8) | .562 (14.3) | | | |
| 10 | .563 (14.3) | .760 (19.3) | 1.281 (32.5) | 1.192 (30.3) | .375 (9.5) | .625 (15.9) | | | |
| 12 | .563 (14.3) | .760 (19.3) | 1.500 (38.1) | 1.380 (35.1) | .438 (11.1) | .750 (19.1) | | | |
| 16 | .656 (16.7) | 1.073 (27.3) | 1.719 (43.7) | 1.535 (39.0) | .625 (15.9) | .938 (23.8) | | | |
| 20 | .656 (16.7) | 1.323 (33.6) | 2.062 (52.4) | 1.848 (46.9) | .875 (22.2) | 1.250 (31.8) | | | |
| 24 | .656 (16.7) | 1.323 (33.6) | 2.312 (58.7) | 2.255 (57.3) | 1.000 (25.4) | 1.375 (34.9) | | | |
| 28 | 1.188 (30.2) | 1.572 (39.9) | 2.719 (69.1) | 2.505 (63.6) | 1.250 (31.8) | 1.625 (41.3) | | | |
| 32* | 1.187 (30.1) | 1.572 (39.9) | 2.969 (75.4) | 2.755 (70.0) | 1.437 (36.5) | 1.875 (47.6) | | | |
| 40* | 1.125 (28.6) | 1.572 (39.9) | 3.531 (89.7) | 3.255 (82.7) | 1.875 (47.6) | 2.375 (60.3) | | | |

* Not available in Style M clamp (Style A clamp supplied).

X-ON Electronics

Largest Supplier of Electrical and Electronic Components

Click to view similar products for [Circular MIL Spec Backshells](#) category:

Click to view products by [Glenair](#) manufacturer:

Other Similar products are found below :

[60-036152-022](#) [610HS012M15](#) [M28840/504WA](#) [M28840/805WB](#) [M28840/809WA](#) [M28840/815WA](#) [M28840/816WA](#) [627AS017M14](#)
[627MA124M14S](#) [655HS002NF11](#) [CW3899-000](#) [M85049/10-134S](#) [M85049/10-17S](#) [M85049/10-33S](#) [M85049/10-94W](#) [M85049/11-28N](#)
[M85049/11-37N](#) [M85049/11-53N](#) [M85049/11-63N](#) [M85049/124-23W](#) [M85049/1720N04B](#) [M85049/1821W05C](#) [M85049/1825W06C](#)
[M85049/1919N05](#) [M85049/23-74W](#) [M85049/24-71N](#) [M85049/25-47N](#) [M85049/25-94W](#) [M85049/27S12N](#) [M85049/39-11S](#) [M85049/39-17S](#)
[M85049/39-9S](#) [M85049/6-10B](#) [M85049/6-19N](#) [M85049/6-20B](#) [M85049/77-20W04](#) [M85049/78-11N03](#) [M85049/78-15W02](#) [M85049/78-](#)
[17N04](#) [M85049/78-19N05](#) [M85049/79-19N07](#) [M85049/79-25N04](#) [M85049/82-18N02](#) [M85049/82-22P02](#) [M85049/83-10W03](#) [M85049/84-](#)
[20N03](#) [M85049/8-48N](#) [M85049/85-24N01](#) [M85049/85-24P01](#) [M85049/86-16P03](#)