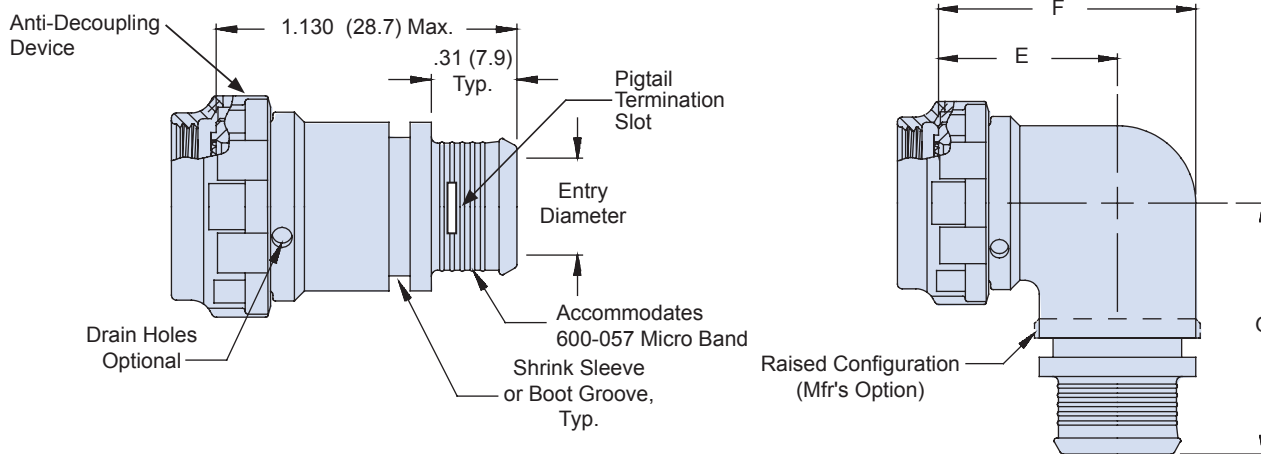
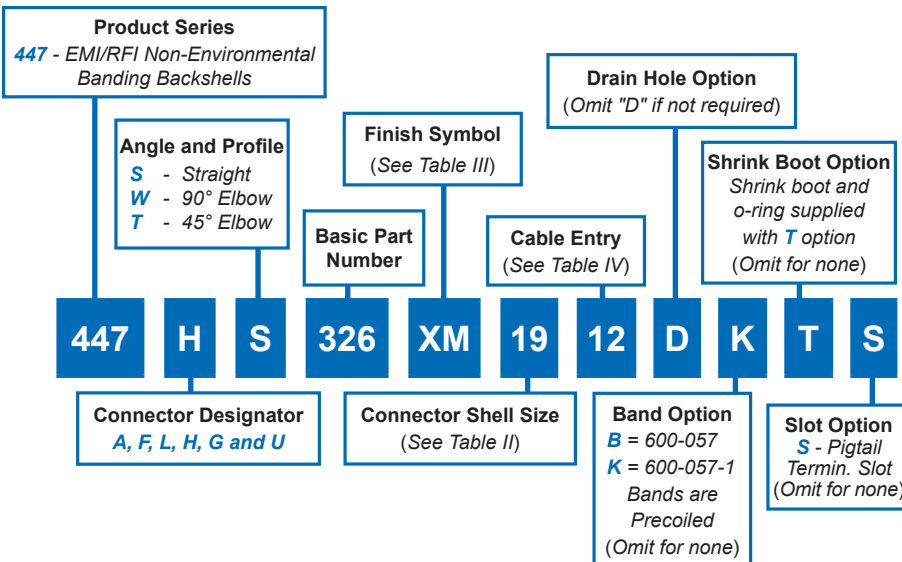




# 447-326 Composite Standard Profile EMI/RFI Micro-Banding Backshell with Self-Locking Rotatable Coupling and Shrink Boot Porch

**A**

CONNECTOR DESIGNATOR:	
<b>A</b>	MIL-DTL-5015, -26482 Series II, and -83723 Series I and III
<b>F</b>	MIL-DTL-38999 Series I, II
<b>L</b>	MIL-DTL-38999 Series 1.5 (JN1003)
<b>H</b>	MIL-DTL-38999 Series III and IV
<b>G</b>	MIL-DTL-28840
<b>U</b>	DG123 and DG123A
<b>SELF-LOCKING</b>	
<b>ROTATABLE COUPLING</b>	
<b>STANDARD PROFILE</b>	



**TABLE II: CONNECTOR SHELL SIZE**

Shell Size For Connector Designator*		E	F	G	Max Entry Dash No.**			
A	F/L	H	G	U	±.06 (1.5)	±.09 (2.3)	±.09 (2.3)	
08	08	09	-	-	.69 (17.5)	.88 (22.4)	1.06 (26.9)	04
10	10	11	-	08	.75 (19.1)	1.00 (25.4)	1.13 (28.7)	06
12	12	13	11	10	.81 (20.6)	1.13 (28.7)	1.19 (30.2)	08
14	14	15	13	12	.88 (22.4)	1.31 (33.3)	1.25 (31.8)	10
16	16	17	15	14	.94 (23.9)	1.38 (35.1)	1.31 (33.3)	12
18	18	19	17	16	.97 (24.6)	1.44 (36.6)	1.38 (35.0)	13
20	20	21	19	18	1.06 (26.9)	1.63 (41.4)	1.48 (36.8)	15
22	22	23	-	20	1.13 (28.7)	1.75 (44.5)	1.54 (39.1)	17
24	24	25	23	22	1.19 (30.2)	1.88 (47.8)	1.60 (40.6)	19
28	-	-	25	24	1.34 (34.0)	2.13 (54.1)	1.70 (43.2)	22

\*\*Consult factory for additional entry sizes available.  
See introduction for additional connector front-end details.

**TABLE III: FINISH**

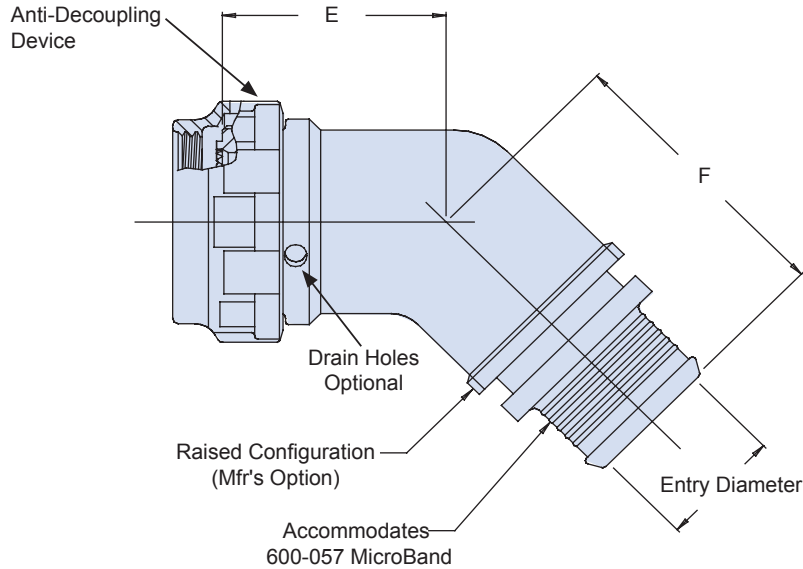
Symbol	Finish Description
XM	2000 Hour Corrosion Resistant Electroless Nickel
XMT	2000 Hour Corrosion Resistant Ni-PTFE, Nickel-Fluorocarbon Polymer. 1000 Hour Grey™
XW	2000 Hour Corrosion Resistant Cadmium/Olive Drab over Electroless Nickel

**447-326**  
**Composite Standard Profile EMI/RFI**  
**Micro-Banding Backshell**  
**with Self-Locking Rotatable Coupling and Shrink Boot Porch**



Composite Backshells

**A**



**TABLE II: CONNECTOR SHELL SIZE (CONT.)**

Shell Size For Connector Designator*					E	F	Max Entry Dash No. (Table 2)
A	F/L	H	G	U	±.06 (1.5)	±.09 (2.3)	
08	08	09	-	-	.72 (18.3)	.87 (22.1)	04
10	10	11	-	08	.75 (19.1)	.93 (23.6)	06
12	12	13	11	10	.75 (19.1)	1.00 (25.4)	08
14	14	15	13	12	.76 (19.3)	1.03 (26.2)	10
16	16	17	15	14	.78 (19.8)	1.05 (26.7)	12
18	18	19	17	16	.79 (20.1)	1.06 (26.9)	13
20	20	21	19	18	.82 (20.8)	1.09 (27.7)	15
22	22	23	-	20	.86 (21.8)	1.13 (28.7)	17
24	24	25	23	22	.89 (22.6)	1.16 (29.5)	19
28	-	-	25	24	.92 (23.4)	1.19 (30.2)	22

**TABLE IV: CABLE ENTRY**

Entry Code	Entry Dia. ±.03 (0.8)	Dash No.	Entry Dia. ±.03 (0.8)
02	.13 (3.3)	12	.75 (19.1)
03	.19 (4.8)	13	.81 (20.6)
04	.25 (6.4)	14	.88 (22.4)
05	.31 (7.9)	15	.94 (23.9)
06	.38 (9.7)	16	1.00 (25.4)
07	.44 (11.2)	17	1.06 (26.9)
08	.50 (12.7)	18	1.13 (28.7)
09	.56 (14.2)	19	1.19 (30.2)
10	.63 (16.0)	20	1.25 (31.8)
11	.69 (17.5)	22	1.38 (35.1)

- NOTES**
- 770-001S\*\*-0 shrink boot supplied with T option. See shrink boot product page for more details.
  - O-Ring will not be supplied with Connector Designator A.
  - Metric dimensions (mm) are in parenthesis and are for reference only.
  - Coupling nut supplied unplated.
  - See Table I in Intro for front-end dimensional details.

## X-ON Electronics

Largest Supplier of Electrical and Electronic Components

*Click to view similar products for [D-Sub Backshells](#) category:*

*Click to view products by [Glenair](#) manufacturer:*

Other Similar products are found below :

[173114-0084](#) [173112-1658](#) [600X51137X](#) [600X54009X](#) [66241-12A](#) [M85049/48-1-2](#) [M85049/48-3-5F](#) [M85049/6-38N](#) [M85049/86-12N03](#)  
[70.350.2435.1](#) [72.350.1035.2](#) [72.352.2435.1](#) [73.359.4035.3](#) [799-015TMH07M](#) [799-015TMH08N](#) [FKH1RE](#) [829472-1](#) [F-PHG-1E](#) [F-PHG-3E](#)  
[F-PHG-4E](#) [F-PHR-4E](#) [PCS-E20W](#) [8655MHRA0901KLF](#) [8655MHRA2501KLF](#) [958-009-010R011](#) [970-015-040R011](#) [970-025-040R011](#)  
[971-009-030R121](#) [971-009-040R011](#) [971-015-040R011](#) [971-025-040R011](#) [GS85049/38-25M](#) [975T009-020R121](#) [975T015-020R121](#) [1-](#)  
[21986-2](#) [1-21986-5](#) [DB-20962](#) [DB-C4-J11](#) [DE-C8-J9-F4-1R](#) [DE-C8-J9-F5-1R](#) [DPH-B-003](#) [1437013-9](#) [1484402-8](#) [MS3057-10A](#) [156-3025-](#)  
[EX](#) [MS3417-16C](#) [16-500800](#) [165X02659X](#) [165X03399A](#) [165X10139X](#)