

450-001 and 450-002

Qwik-Ty® Strain Relief - Connector Designator E

Direct Coupling (Straight)

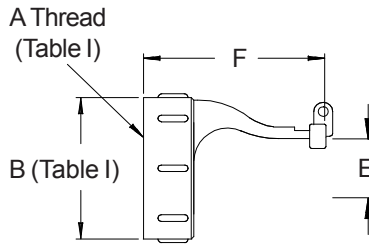
Rotatable Coupling (Straight, 45° and 90° Elbows)

CONNECTOR DESIGNATOR E

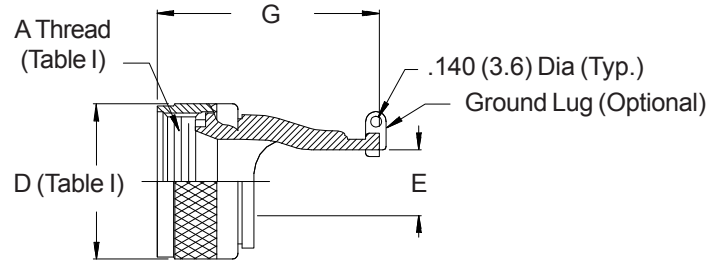
450 E S 001 M 16 G

Product Series ———— 450
 Connector Designator ———— E
 Angle and Profile ———— S
 A = 90°, B = 45°
 S = Straight

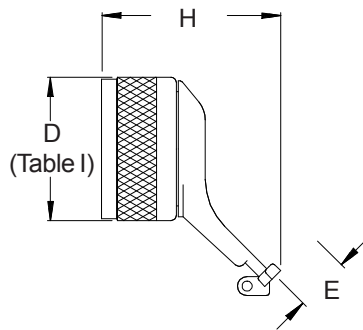
Ground Lug (Omit for none)
 Shell Size (Table I)
 Finish (Table II)
 Basic Part Number
 001, 002



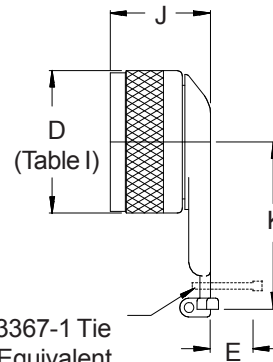
450ES001
STRAIGHT DIRECT COUPLING



450ES002
STRAIGHT ROTATABLE COUPLING



450EB001
45° ROTATABLE COUPLING



450EA001
90° ROTATABLE COUPLING

See inside back cover fold-out or pages 13 and 14 for Tables I and II.

TABLE III: DIMENSIONS

Shell Size	E Cable Entry	F Max	G Max	H Max	J Max	K Max
08	.355 (9.0)	1.060 (26.9)	1.350 (34.3)	1.320 (33.5)	.880 (22.4)	.940 (23.9)
10	.465 (11.8)	1.060 (26.9)	1.410 (35.8)	1.440 (36.6)	.880 (22.4)	1.000 (25.4)
12	.625 (15.9)	1.060 (26.9)	1.600 (40.6)	1.580 (40.1)	.880 (22.4)	1.320 (33.5)
14	.695 (17.7)	1.310 (33.3)	1.600 (40.6)	1.600 (40.6)	.970 (24.6)	1.410 (35.8)
16	.810 (20.6)	1.310 (33.3)	1.650 (41.9)	1.600 (40.6)	1.020 (25.9)	1.460 (37.1)
18	.942 (23.9)	1.310 (33.3)	1.780 (45.2)	1.630 (41.4)	1.020 (25.9)	1.510 (38.4)
20	.968 (24.6)	1.310 (33.3)	1.900 (48.3)	1.630 (41.4)	.970 (24.6)	1.560 (39.6)
22	1.079 (27.4)	1.310 (33.3)	2.030 (51.6)	1.630 (41.4)	.970 (24.6)	1.560 (39.6)
24	1.300 (33.1)	1.310 (33.3)	2.060 (52.3)	1.630 (41.4)	.920 (23.4)	1.630 (41.4)

- Cable Entry is defined as the accommodation entry for the wire bundle or cable. Dimensions are not intended for inspection criteria.
- Metric dimensions (mm) are indicated in parentheses.

X-ON Electronics

Largest Supplier of Electrical and Electronic Components

Click to view similar products for [Circular MIL Spec Backshells](#) category:

Click to view products by [Glenair](#) manufacturer:

Other Similar products are found below :

[60-036152-022](#) [610HS012M15](#) [M28840/504WA](#) [M28840/805WB](#) [M28840/809WA](#) [M28840/815WA](#) [M28840/816WA](#) [627AS017M14](#)
[627MA124M14S](#) [655HS002NF11](#) [CW3899-000](#) [M85049/10-134S](#) [M85049/10-17S](#) [M85049/10-33S](#) [M85049/10-94W](#) [M85049/11-28N](#)
[M85049/11-37N](#) [M85049/11-53N](#) [M85049/11-63N](#) [M85049/124-23W](#) [M85049/1720N04B](#) [M85049/1821W05C](#) [M85049/1825W06C](#)
[M85049/1919N05](#) [M85049/23-74W](#) [M85049/24-71N](#) [M85049/25-47N](#) [M85049/25-94W](#) [M85049/27S12N](#) [M85049/39-11S](#) [M85049/39-17S](#)
[M85049/39-9S](#) [M85049/6-10B](#) [M85049/6-19N](#) [M85049/6-20B](#) [M85049/77-20W04](#) [M85049/78-11N03](#) [M85049/78-15W02](#) [M85049/78-](#)
[17N04](#) [M85049/78-19N05](#) [M85049/79-19N07](#) [M85049/79-25N04](#) [M85049/82-18N02](#) [M85049/82-22P02](#) [M85049/83-10W03](#) [M85049/84-](#)
[20N03](#) [M85049/8-48N](#) [M85049/85-24N01](#) [M85049/85-24P01](#) [M85049/86-16P03](#)