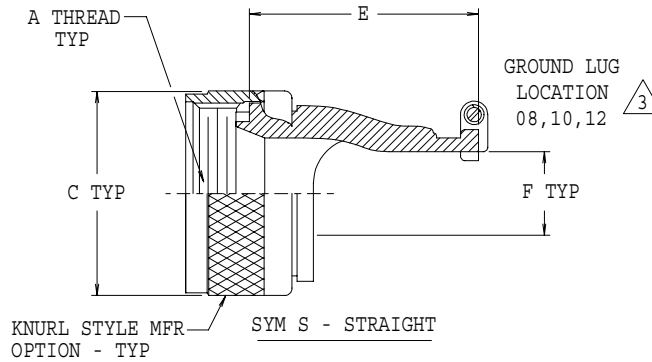
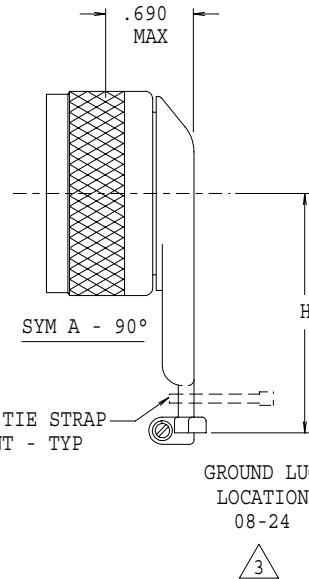
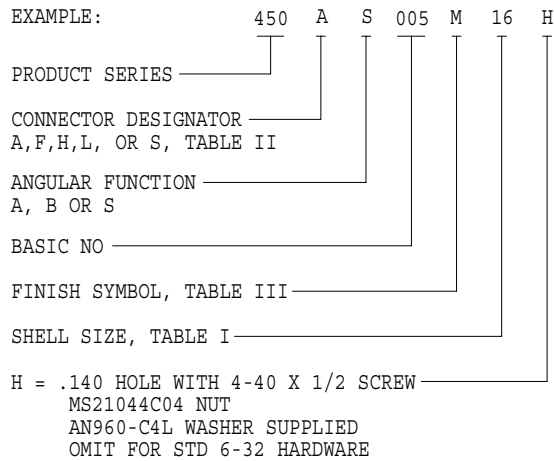


VIEW A

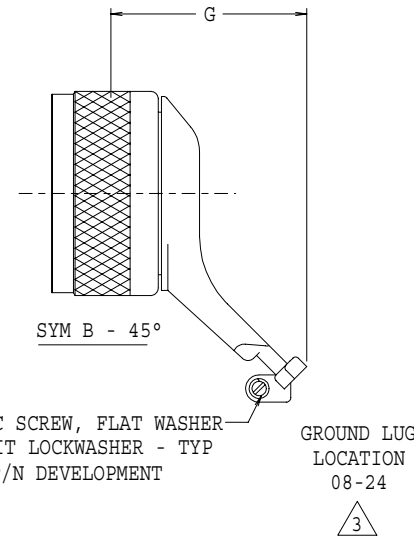


REVISIONS			
SYM.	DESCRIPTION	DATE	APPROVED
A	REVISED PER DCN 09808	05/27/92	T.L.
B	REVISED PER DCN 11011	03/07/94	T.L.
C	REVISED PER DCN 11818	05/23/95	T.L.
D	REVISED PER DCN 11968	08/28/95	T.L.
E	REVISED PER DCN 12326	03/08/96	T.L.
F	REVISED PER DCN 12358	05/24/96	T.L.
G	REVISED PER DCN 21536	10/21/03	T.L.
H	REVISED PER DCN 21634	11/13/03	T.L.
J	REVISED PER DCN 23288	12/29/04	T.L.
K	REVISED PER DCN 27043	02/06/07	T.L.

PART NUMBER DEVELOPMENT



#6-32 UNC SCREW, FLAT WASHER AND SPLIT LOCKWASHER - TYP
SEE P/N DEVELOPMENT



NOTES:

- ASSEMBLY IDENTIFIED WITH MANUFACTURERS NAME AND P/N, SPACE PERMITTING.
- GLENAIR 600 SERIES BACKSHELL ASSEMBLY TOOLS ARE RECOMMENDED FOR ASSEMBLY AND INSTALLATION.
- GROUND LUG LOCATION OPTIONAL FOR STAINLESS STEEL MATERIAL
- MATERIAL/FINISH:
COUPLING NUT, QWIK-TY® BODIES - AL ALLOY/SEE TABLE III
HARDWARE - CRES/PASSIVATE

UNLESS OTHERWISE SPECIFIED DIMENSIONS ARE IN INCHES TOLERANCES:		DRAWN S.SMITH 6/19/86 CHECK R.KEIM 6/19/86 ENGR P.OAKES 6/19/86 APPROVED RELEASE DATE 6/19/86 ORIGINAL RELEASE DATE	GLENAIR, INC. CAD 1986® 1211 AIR WAY - GLENDALE - CALIFORNIA 91201 QWIK-TY®, FOR CONNECTORS PER TABLE I	
FRACTIONS ± 1/16	DECIMALS .XX ±.03 .XXX ±.015	DO NOT SCALE THIS DRAWING	CODE IDENT. NO. 06324	SIZE C
ANGLES ± 2°	B/F 87-8116 P/C 45	NON REPARABLE COMMERCIAL ITEM	SCALE N/A	WEIGHT N/A
			SHEET 1 OF 2 450-005 REV. K	

SHELL SIZE					A THREAD	C DIA MAX	E MAX	F CABLE ENTRY	G MAX	H MAX
A	F	H	L	S						
	08 (9)		08	08	7/16-28 UNEF	.65	.990	.260	1.066	.89
		09 (A)			M12 X 1.0 - 6H	.77	.990	.260	1.066	.89
08					1/2-20 UNF	.65	.990	.260	1.066	.89
03	10 (11)		10	10	9/16-24 UNEF	.77	.990	.365	1.066	.95
		11 (B)			M15 X 1.0 - 6H	.82	.990	.365	1.066	.95
10					5/8-24 UNEF	.77	.990	.365	1.066	.95
	12 (13)		12	12	11/16-24 UNEF	.89	1.050	.501	1.066	1.01
		13 (C)			M18 X 1.0 - 6H	.94	1.050	.501	1.066	1.01
12 (7)					3/4-20 UNEF	.94	1.050	.501	1.066	1.01
	14 (15)		14	14	13/16-20 UNEF	1.02	1.230	.575	1.285	1.33
		15 (D)			M22 X 1.0 - 6H	1.07	1.230	.575	1.285	1.33
14 (12)					7/8-20 UNEF	1.02	1.230	.575	1.285	1.33
	16 (17)		16	16	15/16-20 UNEF	1.15	1.230	.700	1.285	1.39
		17 (E)			M25 X 1.0 - 6H	1.21	1.230	.700	1.285	1.39
16 (19)					1-20 UNEF	1.21	1.230	.700	1.285	1.39
18 (27)	18 (19)		18	18	1 1/16-18 UNEF	1.23	1.290	.779	1.285	1.46
		19 (F)			M28 X 1.0 - 6H	1.36	1.290	.779	1.285	1.46
20 (37)	20 (21)		20	20	1 3/16-18 UNEF	1.36	1.420	.904	1.285	1.51
		21 (G)			M31 X 1.0 - 6H	1.48	1.420	.904	1.285	1.51
22	22 (23)		22	22	1 5/16-18 UNEF	1.48	1.540	1.029	1.285	1.59
		23 (H)			M34 X 1.0 - 6H	1.60	1.540	1.029	1.285	1.59
24	24 (25)		24	24	1 7/16-18 UNEF	1.73	1.660	1.144	1.285	1.64
		25 (J)			M37 X 1.0 - 6H	1.70	1.660	1.144	1.285	1.64

NOTE: CONNECTOR DESIGNATIONS DEPICTED WITH (*) ARE FOR REFERENCE ONLY AND ARE NOT TO BE USED IN PART NUMBER DEVELOPMENTS

CONNECTOR DESIGNATOR REFERENCE TABLE		
CONNECTOR DESIGNATOR	CONNECTOR SPECIFICATION	SERIES
A	MIL-C-5015	MS34*0
	MIL-C-26482	2
	MIL-C-81703	3
	MIL-C-83723	I & III
	40M39569	
	CECC 75201.001	
	DEF 5326-3	
	EN2997	
	EN3646	
	ESC10	
F	ESC11	
	LN 29504	
	NFC 93422	HE302
	PAN 6432-1	
	PAN 6432-2	
	PATT 602	
	MIL-C-38999	I & II
	40M38277	
	NFC 93422	HE309
	NFC 93422	HE308
L	PAN 6433-1	
	PATT 614	
	PATT 616	
	MIL-C-38999	III & IV
	EN 3372	
	JN 1003	
	LN 29729	
	NFC 93422	HE306
	PAN 6433-2	
	PATT 615	
VG 96912		
S	PATT 105	
	PATT 603	
	PATT 608	

REVISIONS			
SYM.	DESCRIPTION	DATE	APPROVED
	SEE SHEET 1		

TABLE III	
SYM	FINISH DESCRIPTION
B	CADMIUM PLATE, OLIVE DRAB
C*	ANODIZE, BLACK
G*	HARD COAT, ANODIC
J	GOLD IRIDITE OVER CADMIUM PLATE OVER NICKEL
LF	CADMIUM PLATE, BRIGHT OVER ELECTROLESS NICKEL
M	ELECTROLESS NICKEL
N	CADMIUM PLATE, OLIVE DRAB OVER NICKEL
NC	ZINC COBALT, DARK OLIVE DRAB
NF	CAD/O. D. OVER ELECTROLESS NICKEL (500 HOUR SALT SPRAY)
T	CADMIUM PLATE, BRIGHT DIP OVER NICKEL
U**	CADMIUM PLATE, BLACK
UC	ZINC COBALT, BLACK
X	CADMIUM PLATE, BLACK OVER ELECTROLESS NICKEL
Z1**	PASSIVATE
ZN	ZINC NICKEL, OLIVE DRAB

*NON-CONDUCTIVE FINISH - NOT SUITABLE FOR RFI/EMI SHIELDING APPLICATIONS

**APPLICABLE TO CORROSION RESISTING STEEL BACKSHELLS AND ACCESSORIES CONSULT FACTORY FOR OTHER AVAILABLE FINISHES

UNLESS OTHERWISE SPECIFIED DIMENSIONS ARE IN INCHES TOLERANCES:	DRAWN	S.SMITH	6/19/86	GLENAIR, INC. CAD 1986 [®] 1211 AIR WAY - GLENDALE - CALIFORNIA 91201				
	CHECK	R.KEIM	6/19/86					
	ENGR	P.OAKES	6/19/86					
	FRACTIONS	± 1/16		QWIK-TY [®] , FOR CONNECTORS PER TABLE I				
DECIMALS	.XX	±.03						
DECIMALS	.XXX	±.015						
ANGLES	± 2°		RELEASE DATE	6/19/86				
DO NOT SCALE THIS DRAWING	ORIGINAL RELEASE DATE			CODE IDENT. NO.	SIZE	450-005	REV.	K
B/F 87-8116	P/C 45	NON REPAIRABLE COMMERCIAL ITEM	SCALE N/A	WEIGHT N/A	SHEET 2 OF 2			

X-ON Electronics

Largest Supplier of Electrical and Electronic Components

Click to view similar products for [Circular MIL Spec Backshells](#) category:

Click to view products by [Glenair](#) manufacturer:

Other Similar products are found below :

[5M2919-3DW](#) [5M2920-3CW](#) [5M2953-1HW](#) [60-036152-022](#) [610HS012M15](#) [M28840/504WA](#) [M28840/805WB](#) [M28840/809WA](#)
[M28840/815WA](#) [M28840/816WA](#) [627AS017M14](#) [62GB5851608S](#) [655HS002NF11](#) [CW3703-000](#) [CW3899-000](#) [M85049/10-134S](#)
[M85049/10-17S](#) [M85049/10-33S](#) [M85049/10-94W](#) [M85049/11-09W](#) [M85049/11-28N](#) [M85049/11-37N](#) [M85049/11-53N](#) [M85049/11-63N](#)
[M85049/118-20W](#) [M85049/124-23W](#) [M85049/124S09W](#) [M85049/126S23W](#) [M850491712W02](#) [M85049/1720N04B](#) [M85049/1817N06](#)
[M850491819W03](#) [M85049/1821W05C](#) [M85049/1825W06C](#) [M85049/1919N05](#) [M85049/1919W04](#) [M850491919W07](#) [M85049/23-59W](#)
[M85049/23-74W](#) [M8504924-5W](#) [M85049/24-71N](#) [M85049/25-47N](#) [M85049/25-94W](#) [M85049/27S12N](#) [M8504938-13S](#) [M85049/38-19S](#)
[M85049/39-11S](#) [M85049/39-17S](#) [M85049/39-9S](#) [M85049/3W4A2](#)