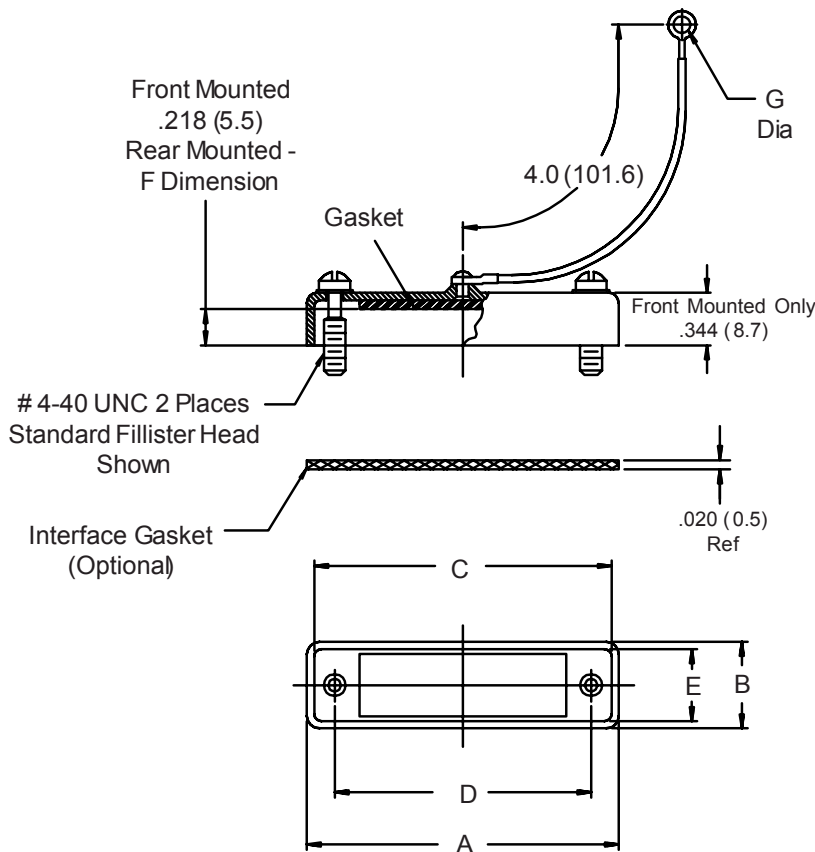




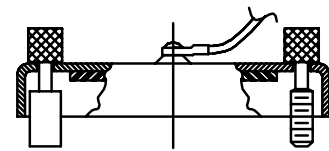
500-008 D-Subminiature Metal Protective Cover

500-008 M 1 R3 G A L -01

- Basic Part Number
- Finish Symbol (Page 3)
- Shell Size (Table I)
- Dash Number (Table II)
Omit for Front Mount
- G = Interface and Seal Gasket
(Omit for Seal Gasket Only)
- = No Seal and No Interface Gasket
- Optional Attachment Diameter
(Table III - Omit for Standard .182 (4.6))
- Attachment Type (Table IV)
- Hardware Options:
 - A = Socket Head
 - F = Male and Female Jackscrew
 - H = Hex Head Screw
 - J = Jackposts
 - K = Knurled Slotted Head
 - M = Extended Knurled Slotted Head
Omit for Standard Fillister Head



Hardware Options



Sym. F
Turnable Male and Female Jackscrews

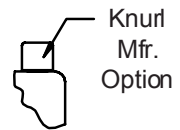


Sym. J
Jackpost

4-40 UNC



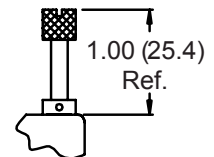
Sym. H
Hex Head Screw



Sym. A
Socket Head



Sym. K
Knurled Slotted Head



Sym. M
Extended Knurled Slotted Head

1.00 (25.4) Ref.

500-008
D-Subminiature
Metal Protective Cover



TABLE I: SHELL SIZE

Shell Size	A Max	B Max	C Ref	D		E Ref
				±.005	(.1)	
1	1.39 (35.3)	.51 (13.0)	1.23 (31.2)	.984	(25.0)	.41 (10.4)
2	1.72 (43.7)	.51 (13.0)	1.56 (39.6)	1.312	(33.3)	.41 (10.4)
3	2.26 (57.4)	.51 (13.0)	2.10 (53.3)	1.852	(47.0)	.41 (10.4)
4	2.90 (73.7)	.51 (13.0)	2.74 (69.6)	2.500	(63.5)	.41 (10.4)
5	2.81 (71.4)	.62 (15.7)	2.65 (67.3)	2.406	(61.1)	.52 (13.2)
6	2.90 (73.7)	.68 (17.3)	2.74 (69.6)	2.500	(63.5)	.58 (14.7)

TABLE II: DASH NUMBER

Dash No.	Panel		F
	Thickness		
R1	.031	(.8)	.187 (4.7)
R2	.047	(1.2)	.171 (4.3)
R3	.062	(1.6)	.156 (4.0)
R4	.093	(2.4)	.125 (3.2)
R5	.104	(2.6)	.114 (2.9)
R6	.125	(3.2)	.096 (2.4)
R7	.156	(4.0)	.062 (1.6)
R8	.138	(3.5)	.080 (2.0)

TABLE III: EYELET

Dash No.	G Dia
01	.140 (3.6)
Omit	.182 (4.6)
03	.191 (4.9)
04	.197 (5.0)
05	.167 (4.2)
06	.125 (3.2)
07	.218 (5.5)

TABLE IV: ATTACHMENT

Sym	Attachment Type
D	Bead Chain, Cres, Passivated
Omit	Wire Rope, Nylon Jacket
Z	Nylon Rope
E	Wire Rope Teflon Jacket
L	Attachment Omitted
R	Wire Rope, PVC Jacket
T	Wire Rope, No Jacket
S	#8 Sash Chain, Cres., Passivate
U	Wire Rope, Polyurethane Jacket With Terminal

1. Metric dimensions (mm) are indicated in parentheses.
2. Use with Glenair mounting kit 559-001 (Page A-114).

X-ON Electronics

Largest Supplier of Electrical and Electronic Components

Click to view similar products for [D-Sub Tools & Hardware](#) category:

Click to view products by [Glenair](#) manufacturer:

Other Similar products are found below :

[000-01-09-132](#) [000-01-21-132](#) [000-01-31-162](#) [572019-00105-70](#) [000-01-37-162](#) [621-250-113-115](#) [D110550-2](#) [D20418-137](#) [780-518-50SG6-WS](#) [86552009](#) [86553115TLF](#) [86553117TLF](#) [1230032-1](#) [1-5021101-2](#) [1589283-4](#) [160-000-005R031](#) [16-000230](#) [160-025-004R031](#) [160-020-209R000](#) [160X10909X](#) [164C03939A](#) [177-505-A-2-2](#) [1-966830-8](#) [21018-6](#) [2-1393560-9](#) [JS-1000](#) [L17D204182M3E](#) [L17D53018](#) [300X10779X](#) [160X10189X](#) [160X10419X](#) [162-000-050R000](#) [21018-5](#) [212561-3](#) [248C21550X](#) [CF15P](#) [D110277](#) [D20418-135](#) [500-008NF1K-01](#) [500-008NF3R3KS-01](#) [500-017M09FN](#) [500-017M15MHN](#) [500-024M1](#) [500-068M3](#) [5-1393561-5](#) [C115373-0001](#) [C115373-0002](#) [3342-4-KIT](#) [K1003](#) [L17D4M68711](#)