




500-017 & 500-037 Micro-D Metal Protective Cover



Choose **Metal Protective Covers** for full environmental protection.

Silicone Rubber gasket provides a watertight seal.

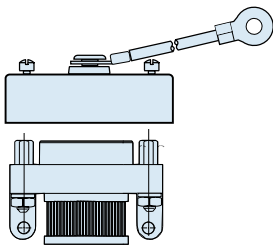
Use with **M83513 Type Metal Shell Micro-D Connectors**

MATERIALS & FINISHES

| | |
|----------|--|
| Shell | Aluminum Alloy 6061 -T6 |
| Gasket | Silicone Rubber |
| Hardware | 300 Series Stainless Steel, Passivated |

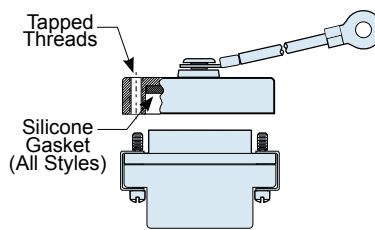
SELECT A PROTECTIVE COVER STYLE

Style 1



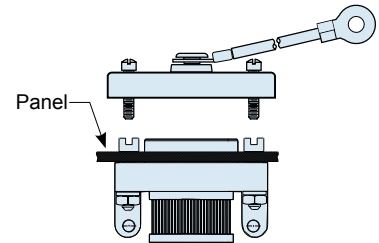
Use With Micro-D Connectors With Jackposts
Not for rear panel mounted connectors.

Style 2





Use With Micro-D Connectors With Jackscrews

Style 3



Use With Rear-Panel Mounted Micro-D Connectors

HOW TO ORDER STYLE 1 AND STYLE 2 PROTECTIVE COVERS

| Series | Shell Finish | Connector Size | Hardware Option | Lanyard Option | Lanyard Length | Ring Terminal Ordering Code | |
|---------------------------|------------------------------|----------------|--|--|---|-----------------------------|------|
| 500-017 | C – Black Anodize | 09 | <p>STYLE 1</p>  <p>Fits Micro-D's With Jackposts Cover has Jackscrews</p> <p>MB – Fillister Head Jackscrew MH – Hex Head Jackscrew</p> <p>STYLE 2</p>  <p>Fits Micro-D's With Jackscrews Cover has Tapped Female Threads</p> <p>F – Female Threads</p> <p>(STYLE 3: see next page)</p> | <p>N – No Lanyard G – Flexible Nylon Rope F – Wire Rope, Nylon Jacket H – Wire Rope, Hi-Temp Teflon Jacket</p> | <p>Length in One Inch Increments</p> <p>Example: "6" equals six inches.</p> | 06 – .125 (3.2) | |
| | | 15 | | | | 01 – .140 (3.6) | |
| | E – Chem Film | 21 | | | | 05 – .167 (4.2) | |
| | | 25 | | | | 04 – .197 (5.0) | |
| | J – Cadmium, Yellow Chromate | 31 | | | | I.D. of Ring Terminal | |
| | | 37 | | | | | |
| | M – Electroless Nickel | 51 | | | | | |
| | | 51-2 | | | | | |
| | NF – Cadmium, Olive Drab | 67 | | | | | |
| | | 69 | | | | | |
| Z2 – Gold | 100 | | | | | | |
| Sample Part Number | | | | | | | |
| 500-017 | M | 25 | MB | F | 4 | | - 06 |

500-017 & 500-037 Micro-D Metal Protective Cover



MIL-DTL-83513
Micro-D

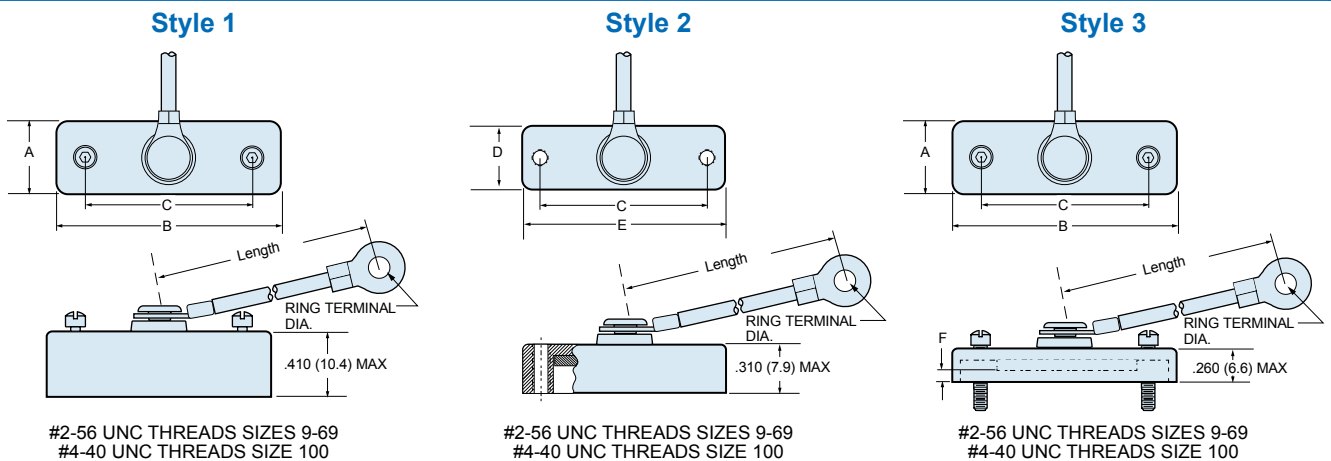
HOW TO ORDER STYLE 3 PROTECTIVE COVERS FOR REAR MOUNT CONNECTORS

| Series | Shell Finish | Connector Size | Panel Thickness Option | Hardware Option | Lanyard Option | Ring Terminal Ordering Code | Length (In Inches) | |
|---------|--------------------------|------------------------------|------------------------|---|--|---|---|------------------------|
| 500-037 | C - Black Anodize | 09 | R1 - .031 (0.79) Panel | STYLE 3 Fits Micro-D's With Jackposts B - Fillister Head Jackscrew H - Hex Head Jackscrew | N - No Lanyard G - Flexible Nylon Rope F - Wire Rope, Nylon Jacket H - Wire Rope, Hi-Temp Teflon Jacket | 06 - .125 (3.2) 01 - .140 (3.6) 05 - .167 (4.2) 04 - .197 (5.0) I.D. of Ring Terminal | 2 - Inches (Omit for Standard 4-inch Length) | |
| | | 15 | R2 - .047 (1.19) Panel | | | | | |
| | E - Chem Film | 21 | R3 - .062 (1.57) Panel | | | | | |
| | | J - Cadmium, Yellow Chromate | 25 | | | | | R4 - .093 (2.36) Panel |
| | | | 31 | | | | | |
| | M - Electroless Nickel | 37 | | | | | | |
| | | 51 | | | | | | |
| | NF - Cadmium, Olive Drab | 51-2 | | | | | | |
| | | 67 | | | | | | |
| | Z2 - Gold | 69 | | | | | | |
| 100 | | | | | | | | |

Sample Part Number

| | | | | | | | |
|---------|---|----|----|---|---|------|---|
| 500-037 | J | 31 | R4 | B | G | - 06 | 2 |
|---------|---|----|----|---|---|------|---|

PROTECTIVE COVER DIMENSIONS



For Micro-D Connectors With Jackposts For Micro-D Connectors With Jackscrews For Rear-Panel Mounted Micro-D

| Size | A Max. | | B Max. | | C | | D Max. | | E Max. | | F | | |
|------|--------|------|--------|------|-------|-------|--------|-------|--------|-------|-----------------|------|-----|
| | In. | mm. | In. | mm. | In. | mm. | In. | mm. | In. | mm. | Panel Thickness | In. | mm. |
| 9 | .453 | 11.5 | .930 | 23.6 | .565 | 14.35 | .380 | 9.65 | .795 | 20.19 | R1 | .126 | 3.2 |
| 15 | .453 | 11.5 | 1.080 | 27.4 | .715 | 18.16 | .380 | 9.65 | .945 | 24.00 | R2 | .110 | 2.8 |
| 21 | .453 | 11.5 | 1.230 | 31.2 | .865 | 21.97 | .380 | 9.65 | 1.095 | 27.81 | R3 | .095 | 2.4 |
| 25 | .453 | 11.5 | 1.330 | 33.8 | .965 | 24.51 | .380 | 9.65 | 1.195 | 30.35 | R4 | .064 | 1.6 |
| 31 | .453 | 11.5 | 1.480 | 37.6 | 1.115 | 28.32 | .380 | 9.65 | 1.345 | 34.16 | | | |
| 37 | .453 | 11.5 | 1.630 | 41.4 | 1.265 | 32.13 | .380 | 9.65 | 1.495 | 37.97 | | | |
| 51 | .496 | 12.6 | 1.580 | 40.1 | 1.215 | 30.86 | .420 | 10.67 | 1.445 | 36.70 | | | |
| 51-2 | .453 | 11.5 | 1.980 | 50.3 | 1.615 | 41.02 | .380 | 9.65 | 1.845 | 46.86 | | | |
| 67 | .453 | 11.5 | 2.380 | 60.5 | 2.015 | 51.18 | .380 | 9.65 | 2.245 | 57.02 | | | |
| 69 | .496 | 12.6 | 1.880 | 47.8 | 1.515 | 38.48 | .420 | 10.67 | 1.745 | 44.32 | | | |
| 100 | .539 | 13.7 | 2.315 | 58.8 | 1.800 | 45.72 | .470 | 11.94 | 2.180 | 55.37 | | | |

X-ON Electronics

Largest Supplier of Electrical and Electronic Components

Click to view similar products for [D-Sub Tools & Hardware](#) category:

Click to view products by [Glenair](#) manufacturer:

Other Similar products are found below :

[000-01-09-132](#) [000-01-21-132](#) [000-01-31-162](#) [572019-00105-70](#) [000-01-37-162](#) [621-250-113-115](#) [D110550-2](#) [D20418-137](#) [780-518-50SG6-WS](#) [86552009](#) [86553115TLF](#) [86553117TLF](#) [1230032-1](#) [1-5021101-2](#) [1589283-4](#) [160-000-005R031](#) [16-000230](#) [160-025-004R031](#) [160-020-209R000](#) [160X10909X](#) [164C03939A](#) [177-505-A-2-2](#) [1-966830-8](#) [21018-6](#) [2-1393560-9](#) [JS-1000](#) [L17D204182M3E](#) [L17D53018](#) [300X10779X](#) [160X10189X](#) [160X10419X](#) [162-000-050R000](#) [21018-5](#) [212561-3](#) [248C21550X](#) [CF15P](#) [D110277](#) [D20418-135](#) [500-008NF1K-01](#) [500-008NF3R3KS-01](#) [500-017M09FN](#) [500-017M15MHN](#) [500-024M1](#) [500-068M3](#) [5-1393561-5](#) [C115373-0001](#) [C115373-0002](#) [3342-4-KIT](#) [K1003](#) [L17D4M68711](#)