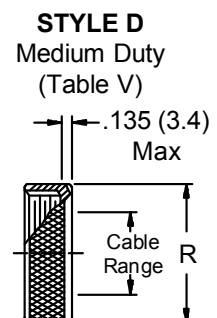
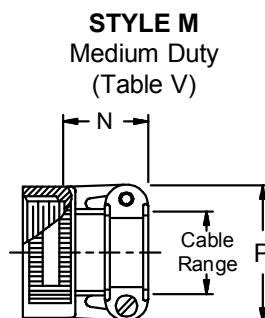
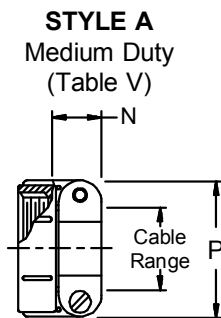
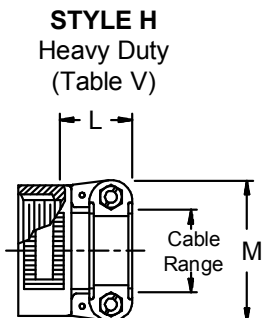
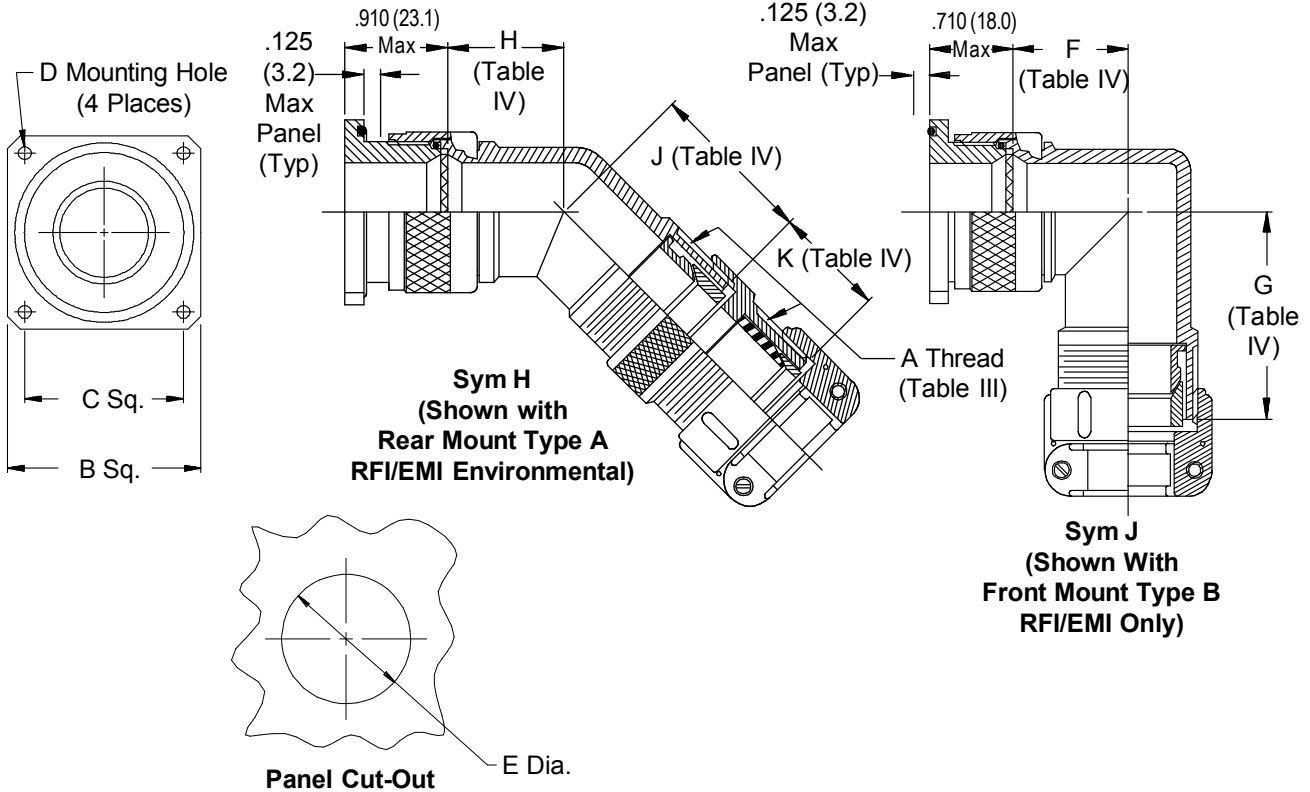
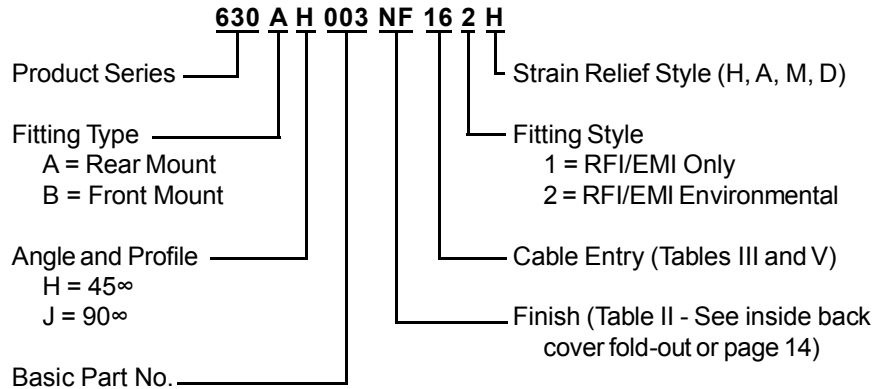


Single Overall
EMI/RFI
Shield Termination



630-003
EMI/RFI Environmental Bulkhead Feed-Through
with Strain Relief
Front and Rear Panel Mount - 45° and 90°



TABLE III: CABLE ENTRY

Dash No.	Clamp Size	Cable Range		A Thread Unified	B Dim	C Sq. ± .010 (± .3)	D Dia		E Dia	
		Min	Max				+ .015 (-0.000)	(+ .4) (-0)	± .010 (± .3)	
01	03	.157 (4.0)	.250 (6.4)	1/2 -28	.885 (22.5)	.593 (15.1)	.120 (3.0)	.515 (13.1)		
03	04	.187 (4.7)	.312 (7.9)	5/8 -24	1.104 (28.0)	.812 (20.6)	.120 (3.0)	.640 (16.3)		
05	06	.281 (7.1)	.437 (11.1)	3/4 -20	1.197 (30.4)	.906 (23.0)	.120 (3.0)	.765 (19.4)		
07	08	.344 (8.7)	.562 (14.3)	7/8 -20	1.291 (32.8)	.968 (24.6)	.120 (3.0)	.890 (22.6)		
09	10	.375 (9.5)	.625 (15.9)	1 -20	1.385 (35.2)	1.062 (27.0)	.120 (3.0)	1.015 (25.8)		
11	12	.438 (11.1)	.750 (19.1)	1 3/16 -18	1.635 (41.5)	1.250 (31.8)	.120 (3.0)	1.202 (30.5)		
13	16	.625 (15.9)	.937 (23.8)	1 7/16 -18	1.760 (44.7)	1.375 (34.9)	.147 (3.7)	1.452 (36.9)		
15	20	.875 (22.2)	1.250 (31.8)	1 3/4 -18	2.010 (51.1)	1.562 (39.7)	.147 (3.7)	1.765 (44.8)		
17	24	1.000 (25.4)	1.375 (34.9)	2 -18	2.260 (57.4)	1.750 (44.5)	.173 (4.4)	2.015 (51.2)		
19	28	1.250 (31.8)	1.625 (41.3)	2 1/4 -16	2.510 (63.8)	1.938 (49.2)	.173 (4.4)	2.265 (57.5)		
21	32	1.437 (36.5)	1.875 (47.6)	2 1/2 -16	2.781 (70.6)	2.188 (55.6)	.173 (4.4)	2.515 (63.9)		
23	40	1.875 (47.6)	2.250 (57.2)	3 -16	3.281 (83.3)	2.625 (66.7)	.173 (4.4)	3.015 (76.6)		

TABLE IV: ELBOW DIMENSIONS

Dash No.	Clamp Size	F Max	G Max	H Max	J Max	K Max
01	03	.750 (19.1)	1.000 (25.4)	.639 (16.2)	.890 (22.6)	.670 (17.0)
03	04	.810 (20.6)	1.060 (26.9)	.664 (16.9)	.920 (23.4)	.670 (17.0)
05	06	.870 (22.1)	1.125 (28.6)	.688 (17.5)	.940 (23.9)	.670 (17.0)
07	08	.920 (23.4)	1.190 (30.2)	.705 (17.9)	.970 (24.6)	.670 (17.0)
09	10	.980 (24.9)	1.250 (31.8)	.732 (18.6)	.990 (25.1)	.670 (17.0)
11	12	1.080 (27.4)	1.330 (33.8)	.773 (19.6)	1.020 (25.9)	.670 (17.0)
13	16	1.200 (30.5)	1.480 (37.6)	.823 (20.9)	1.090 (27.7)	.670 (17.0)
15	20	1.480 (37.6)	1.781 (45.2)	1.041 (26.4)	1.322 (33.6)	.700 (17.8)
17	24	1.610 (40.9)	1.938 (49.2)	1.092 (27.7)	1.425 (36.2)	.700 (17.8)
19	28	1.720 (43.7)	2.045 (51.9)	1.138 (28.9)	1.475 (37.5)	.700 (17.8)
21	32	1.830 (46.5)	2.218 (56.3)	1.184 (30.1)	1.578 (40.1)	.820 (20.8)
23	40	2.080 (52.8)	2.594 (65.9)	1.287 (32.7)	1.802 (45.8)	.820 (20.8)

TABLE V: CABLE ENTRY

Dash No.	Clamp Size	L Max	M Max	N Max	P Max	R Max
01	03	---	---	.760 (19.3)	.843 (21.4)	.630 (16.0)
03	04	.780 (19.8)	.957 (24.3)	.760 (19.3)	.906 (23.0)	.755 (19.2)
05	06	.780 (19.8)	1.145 (29.1)	.760 (19.3)	1.093 (27.8)	.942 (23.9)
07	08	.780 (19.8)	1.332 (33.8)	.760 (19.3)	1.187 (30.1)	1.067 (27.1)
09	10	.780 (19.8)	1.332 (33.8)	.760 (19.3)	1.281 (32.5)	1.192 (30.3)
11	12	.811 (20.6)	1.551 (39.4)	.760 (19.3)	1.500 (38.1)	1.380 (35.1)
13	16	.905 (23.0)	1.770 (45.0)	1.073 (27.3)	1.719 (43.7)	1.535 (39.0)
15	20	1.092 (27.7)	2.113 (53.7)	1.323 (33.6)	2.062 (52.4)	1.848 (46.9)
17	24	1.124 (28.5)	2.363 (60.0)	1.323 (33.6)	2.312 (58.7)	2.255 (57.3)
19	28	1.399 (35.5)	2.770 (70.4)	1.572 (39.9)	2.719 (69.1)	2.505 (63.6)
21	32	1.399 (35.5)	3.020 (76.7)	1.572 (39.9)	2.969 (75.4)	2.755 (70.0)
23	40	---	---	1.572 (39.9)	3.531 (89.7)	3.255 (82.7)

1. Metric dimensions (mm) are indicated in parentheses.
2. Cable range is defined as the accommodations range for the wire bundle or cable. Dimensions shown are not intended for inspection criteria.

X-ON Electronics

Largest Supplier of Electrical and Electronic Components

Click to view similar products for [Circular MIL Spec Tools, Hardware & Accessories](#) *category:*

Click to view products by [Glenair](#) *manufacturer:*

Other Similar products are found below :

[0113-201-2025](#) [600-079-06](#) [600-146-06](#) [M10-101982-143](#) [M10-101982-163](#) [M10-101983-183](#) [M10-150912-083](#) [M10-454396-008](#)
[602GB18808](#) [CS3102A-22-14PW](#) [M2887615-CD](#) [627-009](#) [M38999/9-19B](#) [630A007NF083A](#) [630B007M051A](#) [630BJ003NF032H](#) [637-](#)
[149NF04B](#) [M39029/29-215](#) [6408-203V-09273](#) [6426-201-11343](#) [650FS002NF16](#) [660-008NF14S7-01](#) [660-009M22H8-03](#) [660-013NF19U6-](#)
[210](#) [660-015M10S6-17](#) [660-015NF10S5-01](#) [660-015NF14R3.5-01](#) [660-023NF19H6-19](#) [660-024NF11S12-01](#) [660-024NF11S3-01](#) [660-](#)
[024NF17S4-109](#) [660-050XM17F4-01](#) [660-068NF25R6-30G](#) [660-070M23S8-04](#) [660-073MTCH9-20](#) [M83723/61-18W](#) [M83723/61-218R](#)
[M83723/61-224W](#) [667-084-23C](#) [667-084-35C](#) [667-224NF16](#) [687-697NF-1](#) [M85049/94-10-A](#) [M85049/96-7-A](#) [M855282-10A01A](#)
[M85528/2-10B](#) [M855282-18A01A](#) [M85528/2-22A01A](#) [M85528/2-22AA](#) [710HS460NF2508](#)