




Series 80 Mighty Mouse Contacts and Tools

Jam Nut Tightening Tools, Connector Spanner and Holding Tools and Mighty Mouse Recommended Torque Values

A

Spanner tool for tightening Series 80 jam nuts



Use these tools to tighten Series 80 jam nuts. 1/4" or 3/8" square drive for use with torque wrenches. Heat-treated steel, nickel plated.

Spanner Tool Part Number						
Shell Size	Series 800	Series 801	Series 803	Series 804 Style 07	Series 804 Style 00	Series 805
5	600-146-01	600-146-02	600-137-05	600-146-03	600-147-5	—
6	600-146-02	600-146-03	600-137-06	600-146-04	600-147-6	—
7	600-146-03	600-146-05	600-137-07	600-146-06	600-147-7	—
8	600-146-04	600-146-05	600-137-09	600-146-06	600-147-7	600-154-08
9	600-146-05	600-146-06	600-137-09	600-146-07	600-147-9	600-154-09
10	600-146-06	600-146-07	600-137-10	600-146-08	600-147-10	600-154-09
11	—	600-146-08	—	—	—	600-154-11
12	600-146-08	—	600-137-12	600-146-10	600-147-12	600-154-12
13	—	600-146-10	—	—	—	600-154-13
14	600-146-10	—	600-137-14	600-146-12	600-147-14	—
15	600-146-11	—	600-137-15	600-146-13	600-147-15	600-154-15
16	—	600-146-13	—	—	—	—
17	—	600-146-14	—	—	—	—
18	—	—	—	—	—	600-154-18
19	—	—	—	—	—	600-154-19
21	—	600-146-17	—	—	—	600-154-21
23	—	—	—	—	—	600-154-23

Sample Part Number

600-146

Product Series and
Basic Part Number

-01


Dash Number

See Table I for torque values

To order as a kit replace dash number with "KIT" i.e.: substitute 600-146-01 with 600-146-KIT.

Kit consists of all connector family shell size tools

Spanner tool for tightening Series 80 extended length jam nut connectors with size #8 contacts



These Lengthened spanner tools are used to tighten jam nuts on extended-length connectors with size #8 contacts. 3/8" square drive. Nickel-plated heat-treated steel.

Size #8 Spanner Tool Part Number			
Part No.	Series 801 Series Shell Size	Series 805 Series Shell Size	Jam Nut Thread Size Ref
600-197-05	8	N/A	.562
600-197-07	N/A	10	.688
600-197-13	16	N/A	1.062
600-197-14	17	N/A	1.125
600-197-15	N/A	18	1.188
600-197-16	19	19	1.250
600-197-17	21	21	1.375
600-197-18	N/A	23	1.500

Sample Part Number

600-197

Product Series and
Basic Part
Number

-05

Dash
Number

See Table I for torque values

To order as a kit replace dash number with "KIT" i.e.: substitute 600-197-05 with 600-197-KIT

Kit consists of all connector family shell size tools

Dimensions in Inches (millimeters) are subject to change without notice.

Series 80 Mighty Mouse Contacts and Tools


Jam Nut Tightening Tools, Connector Spanner and Holding Tools and Mighty Mouse Recommended Torque Values



Connector holding tool for tightening backshells and accessories

1 Plug tool for holding Series 80 plug connectors. Heat-treated steel, nickel plated.

2 Receptacle tool for holding Series 80 receptacle connectors. Heat-treated steel, nickel plated.



Holding Tool Part Number (Add P or R)									
Shell Size	Series 800	Series 801	Series 802	Series 803	Series 804	Series 805			
5	600M005-05 ★	600MM005-05 ◆	600-172-5 †	600-140-5 ★	600-141-5 ■	—			
6	600M005-06 ★	600MM005-06 ◆	600-172-6 †	600-140-6 ★	600-141-6 ■	—			
7	600M005-07 ★	600MM005-07 ◆	600-172-7 †	600-140-7 ★	600-141-7 ■	—			
8	600M005-08 ★	600MM005-08 ◆	600-172-8 †	600-140-8 ★	600-141-8 ■	600-185-8 ○			
9	600M005-09 ★	600MM005-09 ◆	600-172-9 †	600-140-9 ★	600-141-9 ■	600-185-9 ○			
10	600M005-10 ★	600MM005-10 ◆	600-172-10 †	600-140-10 ★	600-141-10 ■	600-185-10 ○			
11	—	600MM005-11 ◆	—	—	600-141-11 ■	600-185-11 ○			
12	600M005-12 ★	—	600-172-12 †	600-140-12 ★	600-141-12 ■	600-185-12 ○			
13	—	600MM005-13 ◆	—	—	—	600-185-13 ○			
14	—	—	600-172-14 †	600-140-14 ★	600-141-14 ■	—			
15	—	—	600-172-15 †	600-140-15 ★	600-141-15 ■	600-185-15 ○			
16	—	600MM005-16 ◆	—	—	—	—			
17	—	600MM005-17 ◆	—	—	—	—			
18	—	—	—	—	—	600-185-18 ○			
19	—	—	—	—	—	600-185-19 ○			
21	—	600MM005-21 ◆	600-172-21 †	—	—	600-185-21 ○			
23	—	—	—	—	—	600-185-23 ○			

- ★ Add **P** for plug holder or **R** for receptacle holder, followed by polarizing position (**N, X, Y, Z**).
- ◆ Add **P** for plug holder or **R** for receptacle holder, followed by polarizing position (**A, B, C, D**).
- † Add **P** for plug holder or **R** for receptacle holder, followed by polarizing position (**A, B, C, D, U**=universal).
- Add **P** for plug holder or **R** for receptacle holder, followed by polarizing position (**A, B, C, D, E, F**). Omit for single master key).
- Add **P** for plug holder or **R** for receptacle holder, followed by polarizing position (**A, B, C, D, E, F**). Omit polarization for receptacle tools.

The following tabulations show the changes to the Glenair recommended torque values for connector coupling torque and backshell tightening torque. The jam nut tightening torque values will remain the same.

Series 800 Recommended Torque Values						
Series 800	Coupling Torque		Jam Nut Tightening		Backshell Tightening	
	In-lbs.		In-lbs.		In-lbs.	
	Min.	Max.	Min.	Max.	Min.	Max.
5	16	20	20	25	12	16
6	18	22	20	25	14	18
7	20	24	20	25	16	20
8	20	24	20	25	16	20
9	20	24	25	30	16	20
10	20	24	25	30	16	20
12	20	24	25	30	16	20

Series 801, 802, 803, 804, 805 Recommended Torque Values							
Shell Size Series 801, 802, 803, 804	Shell Size Series 805	Coupling Torque		Jam-Nut Tightening		Backshell Tightening	
		In-lbs.		In-lbs.		In-lbs.	
		Min.	Max.	Min.	Max.	Min.	Max.
5	-	16	20	20	25	12	16
6	8	18	22	20	25	14	18
7	9	20	24	20	25	16	20
8	10	22	26	20	25	18	22
9	11	24	28	20	25	20	24
10	12	26	30	25	30	22	26
12, 13	15	32	36	25	30	28	32
14, 16	18	38	42	25	30	28	32
15, 17	19	40	44	25	30	28	32
21	23	48	52	25	30	28	32

Dimensions in Inches (millimeters) are subject to change without notice.

X-ON Electronics

Largest Supplier of Electrical and Electronic Components

Click to view similar products for [Circular MIL Spec Connector](#) category:

Click to view products by [Glenair](#) manufacturer:

Other Similar products are found below :

[89075GULPR](#) [0025-264-3014](#) [58-570121-04S](#) [58-584653-12P](#) [0134-213-1007](#) [0134-213-1208](#) [0134-213-2209](#) [0025-258-000](#) [60-042022-02P](#) [60-042022-19P](#) [60-042022-23P](#) [60-042217-10P](#) [60-042217-11P](#) [012-0467-000](#) [602GB06EG24-61SN](#) [0134-201-1207](#) [0134-207-2009](#) [0134-213-1006](#) [6104-207-2302](#) [6104-208-1902](#) [6131-202-19149P](#) [6131-204-21149P](#) [6131-207-13149P](#) [6131-208-13149P](#) [6131-209-17149P](#) [6131-210-11149P](#) [6131-211-19149P](#) [6131-216-19149P](#) [6131-220-25149P](#) [6131-259-11149P](#) [6131-259-21149P](#) [6131-259-23149P](#) [6131-263-19149P](#) [6131-265-17149P](#) [6131-265-19149P](#) [6134-203-21149](#) [CS3100A18-1P-472](#) [CS3100A-36-77S](#) [CS3101A36-79S-SR](#) [CS3102A-10SL-53P](#) [CS3102A10SL-64S](#) [CS3102A-18-1P116](#) [CS3102A-20-15S](#) [CS3102A-22-70S](#) [CS3102A-24-79S](#) [CS3102A24-AJS](#) [CS3102A-32-17P](#) [CS3102A32-25S](#) [CS3102A-36-78S](#) [CS3106A10SL3S004](#)