

Series 800 Mighty Mouse with UN Mating Thread Metal Protective Covers

667-184 and 667-185



Receptacle Cover

Protective covers fit Series 800 plug and receptacle connectors. Aluminum or stainless steel. Silicone rubber gasket protects connector from contamination and water ingress. Attach to panel or cable with a variety of lanyards and fittings. Lanyard styles include braided nylon rope, stainless steel wire or sash chain. Stainless steel wire available with flexible, rugged polyurethane coating or Teflon sleeving for high temperature requirements.

HOW TO ORDER SERIES 800 PROTECTIVE COVERS

Sample Part Number						
667-184	-M	G	9	04	-6	
Series	Shell Material/ Finish	Attachment Type	Shell Size	Attachment Code	Attachment Length in Inches	
 <p>667-184 Protective Cover for use with Series 800 Plugs</p>  <p>667-185 Protective Cover for use with Series 800 Receptacles</p>	<p>C Aluminum / Black Anodize (Non-Conductive) RoHS Compliant</p> <p>M Aluminum / Electroless Nickel RoHS Compliant</p> <p>NF Aluminum / Cadmium with Olive Drab Chromate</p> <p>ZN Aluminum / Zinc-Nickel with Olive Drab Chromate</p> <p>ZNU Aluminum / Zinc-Nickel with Black Chromate</p> <p>MT Aluminum / Nickel-PTFE RoHS Compliant</p> <p>Z1 Stainless Steel / Passivated RoHS Compliant</p>	<p>G Nylon Rope</p> <p>H SST Wire Rope, Teflon® Jacket</p> <p>N No Attachment</p> <p>S SST Sash Chain</p> <p>SK Nylon Rope With Slip Knot</p> <p>T SST Wire Rope, No Jacket</p> <p>U SST Wire Rope, Polyurethane Jacket</p> <p>"SST" = Stainless Steel</p>	<p>5</p> <p>6</p> <p>7</p> <p>8</p> <p>9</p> <p>10</p> <p>12</p>	<p>Omit for attachment Types N (No Attachment) and SK (Slip Knot)</p>	<p>Omit for attachment Type N (No Attachment)</p> <p>Example "-6" equals six inch length</p>	
				 <p>Small Ring</p>		<p>01 - .126 (3.20) I.D.</p> <p>02 - .145 (3.68) I.D.</p> <p>04 - .188 (4.78) I.D.</p> <p>06 - .197 (5.00) I.D.</p>
				 <p>Large Ring</p>		<p>14 - .385 (9.78) I.D.</p> <p>15 - .445 (11.30) I.D.</p> <p>16 - .570 (14.48) I.D.</p> <p>17 - .635 (16.13) I.D.</p> <p>18 - .695 (17.65) I.D.</p> <p>19 - .885 (22.48) I.D.</p> <p>20 - 1.070 (27.17) I.D.</p>
				 <p>Split Ring</p>		<p>50 - .420 (10.67) I.D.</p> <p>52 - .480 (12.19) I.D.</p> <p>54 - .635 (16.13) I.D.</p> <p>56 - .745 (18.92) I.D.</p> <p>58 - .885 (22.48) I.D.</p> <p>60 - 1.010 (25.65) I.D.</p> <p>64 - 1.125 (28.58) I.D.</p> <p>68 - 1.345 (34.16) I.D.</p>

Dimensions in inches (millimeters) and are subject to change without notice.



**Series 800 Mighty Mouse with UN Mating Thread
Metal Protective Covers**
667-184 and 667-185

Attaching a 667-185 Receptacle Cover to a Rear Panel Mounted Jam Nut Receptacle



Solid Ring	Dia. Code	Shell Size	Ring I.D.		Ring O.D.	
			In.	mm.	In.	mm.
			± .010	±0.25	± .015	± 0.38
14	5, 6	.385	9.78	.510	12.95	
15	7	.445	11.30	.565	14.35	
16	8	.570	14.48	.685	17.40	
17	9	.635	16.13	.760	19.30	
18	10	.695	17.65	.820	20.82	
19	12	.885	22.48	1.010	25.65	

Attaching a 667-185 Receptacle Cover to a Panel With a Screw



Small Ring for Attaching Receptacle Covers to a Panel with a Screw	Dia. Code	Screw Size	Ring I.D.		Ring O.D.	
			In.	mm.	In.	mm.
			±.005	±0.13	Max.	Max.
01	#4, M3	.126	3.20	.31	7.9	
02	#6	.145	3.68	.31	7.9	
04	#8, M4	.188	4.78	.31	7.9	
06	#10	.197	5.00	.31	7.9	

Attaching a Cover to a Cable Assembly With a Solid Ring



Solid Ring	Dia. Code	Shell Size	Ring I.D.		Ring O.D.	
			In.	mm.	In.	mm.
			± .010	±0.25	± .015	± 0.38
14	5, 6	.385	9.78	.510	12.95	
15	7	.445	11.30	.565	14.35	
16	8, 9	.570	14.48	.685	17.40	
18	10, 13	.695	17.65	.820	20.82	
20	16, 17	1.070	27.17	1.195	30.35	

Attaching a Cover to a Cable Using a Split Ring or Slip Knot



Large Split Ring for Attaching Covers to Cables	Dia. Code	Max. Cable Dia. (in.)	Ring Diameter			
			Min. ID		Max. OD	
			In.	mm.	In.	mm.
50	.410	.420	10.67	.580	14.73	
52	.470	.480	12.19	.640	16.26	
54	.625	.635	16.13	.796	20.22	
56	.735	.745	18.92	.905	22.99	
58	.875	.885	22.48	1.046	26.57	
60	1.000	1.010	25.65	1.171	29.74	
64	1.115	1.125	28.58	1.285	32.64	
68	1.335	1.345	34.16	1.505	38.23	

Dimensions in inches (millimeters) and are subject to change without notice.

Series 800 Mighty Mouse with UN Mating Thread Metal Protective Cover Dimensions

667-184 and 667-185



667-184 Plug Cover








667-185 Receptacle Cover

Shell Size	A Max.		B	C
	In.	mm.		
5	.462	11.73	.3125-28 UN-2A	.3125-28 UN-2B
6	.525	10.80	.3750-28 UN-2A	.3750-28 UN-2B
7	.588	14.94	.4375-28 UNEF-2A	.4375-28 UNEF-2B
8	.650	16.51	.5000-32 UN-2A	.5000-32 UN-2B
9	.713	18.11	.5625-32 UN-2A	.5625-32 UN-2B
10	.838	21.29	.6250-32 UN-2A	.6250-32 UN-2B
12	.900	22.86	.7500-28 UN-2A	.7500-28 UN-2B

MATERIALS AND FINISHES

Cover	Aluminum alloy per ASTM B211, or stainless steel per AMS-QQ-S-763
Gasket	Silicone rubber
Wire, Hardware	Stainless steel, passivated

LANYARD OPTIONS

 Nylon Rope	-55° to +100°C., black, very flexible, very good abrasion resistance, good resistance to fuels, .120" (3mm) diameter
 Polyurethane Coated Wire Rope	Black polyurethane over stainless steel rope, -55° to +125°C., very flexible, excellent abrasion resistance, excellent resistance to fuels, .080" (2mm) diameter
 Teflon® Jacketed Wire Rope	Translucent FEP jacket over stainless steel, -55° to +200°C., fair flexibility, good abrasion resistance, .100" diameter
 Sash Chain	Stainless steel, #8 chain, .240" (6mm)
 Slip Knot (SK) for Attaching Covers to Cable	55° to +100°C., black, very flexible, very good abrasion resistance, good resistance to fuels, .120" (3mm) diameter. Length includes .5" (13mm) diameter loop.

Dimensions in inches (millimeters) and are subject to change without notice.

X-ON Electronics

Largest Supplier of Electrical and Electronic Components

Click to view similar products for [Circular MIL Spec Tools, Hardware & Accessories](#) *category:*

Click to view products by [Glenair](#) *manufacturer:*

Other Similar products are found below :

[809-199-3](#) [001104](#) [300 04](#) [600-006-16](#) [600-079-06](#) [M10-101982-143](#) [M10-101982-163](#) [M10-101983-183](#) [M10-150912-083](#) [M10-454396-008](#) [602GB18808](#) [M225201-06](#) [M24758-20E21](#) [M2887610-BC](#) [M2887615-CD](#) [M38999/9-19B](#) [62GB-812-10](#) [630A007NF083A](#) [630B007M051A](#) [630BJ003NF032H](#) [637-149NF04B](#) [M39029/29-215](#) [650FS002NF16](#) [M81969-14-02](#) [660-008NF14S7-01](#) [660-009M22H8-03](#) [660-013NF19U6-210](#) [660-015M10S6-17](#) [660-015NF10S5-01](#) [660-015NF14R3.5-01](#) [660-023NF19H6-19](#) [660-024N09S5-104](#) [660-024NF11S12-01](#) [660-024NF11S3-01](#) [660-050XM17F4-01](#) [660-068NF25R6-30G](#) [660-070M23S8-04](#) [660-073MTCH9-20](#) [M83723/60-116RC](#) [M83723/61-18W](#) [M83723/61-218R](#) [M83723/61-224W](#) [667-224NF16](#) [M85049/118S22A](#) [M85049/126S11N](#) [M85049130-07M](#) [M85049140-09BC](#) [M85049/41-16A W/B](#) [687-697NF-1](#) [M85049/75-14-1](#) [M8504980-8](#)