

# Series 805 Mighty Mouse Triple-Start Protective Cover

## 667-261 and 667-262 Ordering Information



**Plug Cover**

**Protect Connectors From Damage**  
Machined aluminum or stainless steel protective covers have fluorosilicone gasket for a watertight fit.



**Receptacle Cover**

**Stainless Steel Fittings and Rings**  
Choose small diameter eye fittings for panel attachment. Larger rings fit under the jam nut or over cable jackets. Split rings can be installed on fully assembled cables.

**Polyurethane-Coated SST Wire Rope** provide resistance and good flexibility. Or, choose a Fluoropolymer jacket for high temperature exposure.

**Braided Nylon Rope** provides excellent flexibility and good abrasion resistance, and can be ordered with slip knot fittings for easy installation on any size cable.

How To Order	
<b>Sample Part Number</b>	<b>667-262</b> -M -G 9 04 -6
<b>Series (See Table I)</b>	667-261 = Plug Cover 667-262 = Receptacle Cover
<b>Shell Material / Finish</b>	C = Aluminum / Black Anodize (Non-Conductive) RoHS Compliant M = Aluminum / Electroless Nickel RoHS Compliant NF = Aluminum / Cadmium with Olive Drab Chromate ZNU = Aluminum / Zinc-Nickel with Black Chromate MT = Aluminum / Nickel-PTFE RoHS Compliant Z1 = Stainless Steel / Passivated RoHS Compliant
<b>Attachment Type</b>	D = Bead Chain, CRES, Passivate F = Wire Rope, Nylon Jacket G = Nylon Rope H = SST Wire Rope, Fluoropolymer Jacket N = No Attachment R = Wire Rope, PVC Jacket S = SST Sash Chain SK = Nylon Rope With Slip Knot T = SST Wire Rope, No Jacket U = SST Wire Rope, Polyurethane Jacket  "SST" = Stainless Steel
<b>Shell Size</b>	8, 9, 10, 11, 12, 13, 15, 18, 19, 21, 23
<b>Attachment Code (See Table II)</b>	Small Ring = 01 thru 06 Large Ring = 14 thru 33 Split Ring = 50 thru 68
<b>Attachment Length (inches)</b>	Omit for attachment Type N (No Attachment) Example "-6" equals six inch length

Table I: Cover Style	
667-261 Plug Cover	667-262 Receptacle Cover

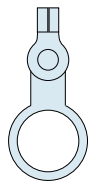
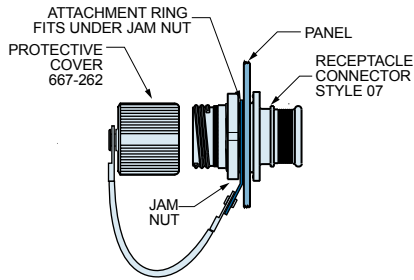
Table II: Attachment Code	
Omit for attachment types <b>N</b> (No Attachment) and <b>SK</b> (Slip Knot)	
	01 - .126 (3.20) I.D. 02 - .145 (3.68) I.D. 04 - .188 (4.78) I.D. 06 - .197 (5.00) I.D.
	14 - .385 (9.78) I.D. 15 - .445 (11.30) I.D. 16 - .570 (14.48) I.D. 17 - .635 (16.13) I.D. 18 - .695 (17.65) I.D. 19 - .885 (22.48) I.D. 20 - 1.070 (27.17) I.D. 22 - 1.210 (30.73) I.D. 23 - 1.275 (32.39) I.D. 25 - 1.530 (38.86) I.D. 26 - .950 (24.13) I.D. 27 - .766 (19.46) I.D. 28 - 1.015 (25.78) I.D. 29 - .315 (8.0) I.D. 30 - 1.380 (35.05) I.D. 31 - .820 (20.83) I.D. 32 - .265 (6.7) I.D. 33 - .510 (12.95) I.D.
	50 - .420 (10.67) I.D. 52 - .480 (12.19) I.D. 54 - .635 (16.13) I.D. 56 - .745 (18.92) I.D. 58 - .885 (22.48) I.D. 60 - 1.010 (25.65) I.D. 64 - 1.125 (28.58) I.D. 68 - 1.345 (34.16) I.D.

Dimensions in Inches (millimeters) are subject to change without notice.

# Series 805 Mighty Mouse Triple-Start Protective Cover

## 667-261 and 667-262 Dimensions

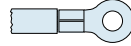
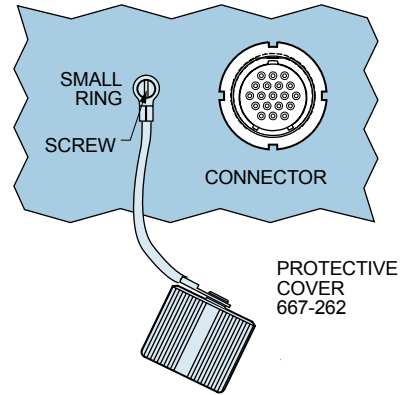
### 667-262 Cover Attachment to RPM Jam Nut Receptacle



Solid Ring

Atch. Code	Shell Size	Ring I.D.		Ring O.D.	
		In.	mm.	In.	mm.
		± .010	±0.25	± .015	± 0.38
16	8	.570	14.48	.69	17.53
18	9, 10	.695	17.65	.82	20.83
27	11	.766	19.46	.89	22.61
31	12	.820	20.83	1.00	25.40
19	13	.885	22.48	1.01	25.65
28	15	1.015	25.78	1.20	30.48
22	18	1.210	30.73	1.31	33.27
23	19	1.275	32.39	1.37	34.80
30	21	1.380	35.05	1.48	37.59
25	23	1.530	38.86	1.63	41.40

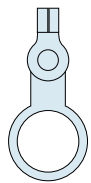
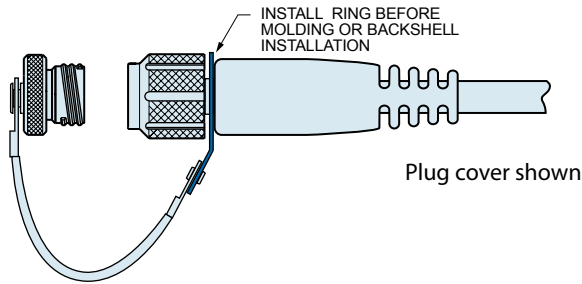
### 667-262 Cover Attachment to Panel



Small Ring for Attaching Receptacle Covers to a Panel with a Screw

Atch. Code	Screw Size	Ring I.D.		Ring O.D.	
		In.	mm.	In.	mm.
		±.005	±0.13	Max.	Max.
01	#4, M3	.126	3.20	.31	7.9
02	#6	.145	3.68	.31	7.9
04	#8, M4	.188	4.78	.31	7.9
06	#10	.197	5.00	.31	7.9

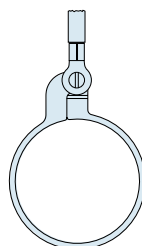
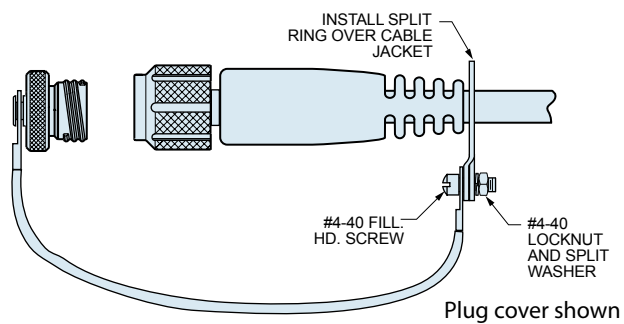
### 667-261 & -262 Cover Attachment to Cable Assembly



Solid Ring

Atch. Code	Shell Size	Ring I.D.		Ring O.D.	
		In.	mm.	In.	mm.
		± .010	±0.25	± .015	± 0.38
14	8	.385	9.78	.51	12.95
33	9	.510	12.95	.62	15.75
16	10, 11	.570	14.48	.69	17.53
17	12	.635	16.13	.76	19.30
27	13, 15	.766	19.46	.89	22.61
26	18, 19	.950	24.13	1.14	28.96
20	21	1.070	27.18	1.20	30.48
22	23	1.210	30.73	1.31	33.27

### 667-261 Cover Attachment to Cable



Large Split Ring for Attaching Covers to Cables

Atch. Code	Max. Cable Dia. (in.)	Ring Diameter			
		Min. ID		Max. OD	
		In.	mm.	In.	mm.
50	.410	.420	10.67	.580	14.73
52	.470	.480	12.19	.640	16.26
54	.625	.635	16.13	.796	20.22
56	.735	.745	18.92	.905	22.99
58	.875	.885	22.48	1.046	26.57
60	1.000	1.010	25.65	1.171	29.74
64	1.115	1.125	28.58	1.285	32.64
68	1.335	1.345	34.16	1.505	38.23

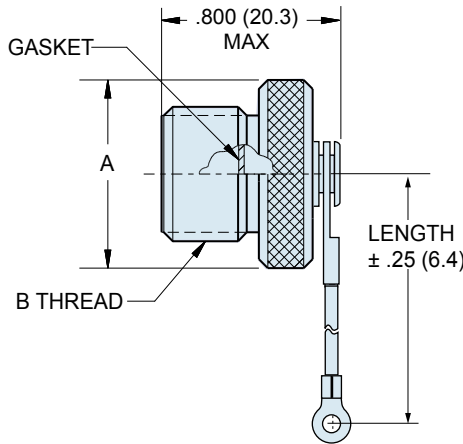
Dimensions in Inches (millimeters) are subject to change without notice.

# Series 805 Mighty Mouse Triple-Start Protective Cover

## 667-261 and 667-262 Dimensions

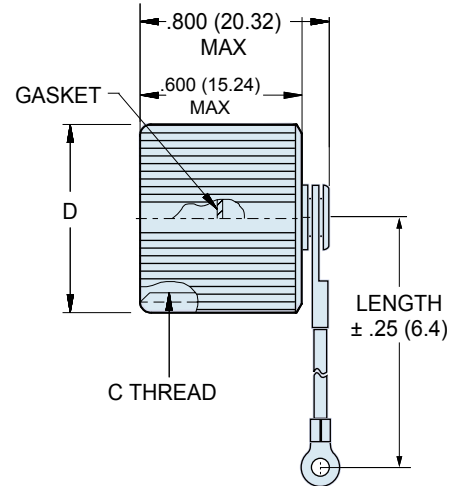


Shell Size	A ±.015 (.38)	
	In.	mm.
8	.653	16.59
9	.715	18.16
10	.778	19.76
11	.841	21.36
12	.903	22.94
13	.965	24.51
15	1.091	27.71
18	1.278	32.46
19	1.340	34.04
21	1.490	37.85
23	1.600	40.64



667-261 Plug Cover

Shell Size	D ±.015 (.38)	
	In.	mm.
8	.653	16.59
9	.715	18.16
10	.778	19.76
11	.850	21.59
12	.903	22.94
13	.965	24.51
15	1.091	27.71
18	1.278	32.46
19	1.340	34.04
21	1.490	37.85
23	1.600	40.64








667-262 Receptacle Cover

Dimensions		
Shell Size	B Thread	C Thread
8	.5000-.1P-.3L-TS-2A	.5000-.1P-.3L-TS-2B
9	.5625-.1P-.3L-TS-2A	.5625-.1P-.3L-TS-2B
10	.6250-.1P-.3L-TS-2A	.6250-.1P-.3L-TS-2B
11	.6875-.1P-.3L-TS-2A	.6875-.1P-.3L-TS-2B
12	.7500-.1P-.3L-TS-2A	.7500-.1P-.3L-TS-2B
13	.8125-.1P-.3L-TS-2A	.8125-.1P-.3L-TS-2B
15	.9375-.1P-.3L-TS-2A	.9375-.1P-.3L-TS-2B
18	1.1250-.1P-.3L-TS-2A	1.1250-.1P-.3L-TS-2B
19	1.1870-.1P-.3L-TS-2A	1.1870-.1P-.3L-TS-2B
21	1.3125-.1P-.3L-TS-2A	1.3125-.1P-.3L-TS-2B
23	1.4375-.1P-.3L-TS-2A	1.4375-.1P-.3L-TS-2B

### NOTES

#### Materials and Finishes

1. Cover: Aluminum alloy or stainless steel
2. Gasket: Fluorosilicone rubber
3. Wire, Hardware: Stainless steel, passivated

Lanyard Options	
 Nylon Rope	-65° to +100°C., black, very flexible, very good abrasion resistance, good resistance to fuels, .120" (3mm) diameter
 Polyurethane Coated Wire Rope	Black polyurethane over stainless steel rope, -65° to +125°C., very flexible, excellent abrasion resistance, excellent resistance to fuels, .080" (2mm) diameter
 Fluoropolymer Jacketed Wire Rope	Translucent FEP jacket over stainless steel, -65° to +200°C., fair flexibility, good abrasion resistance, .100" diameter
 Sash Chain	Stainless steel, #8 chain, .240" (6mm)
 Slip Knot (SK) for Attaching Covers to Cable	65° to +100°C., black, very flexible, very good abrasion resistance, good resistance to fuels, .120" (3mm) diameter. Length includes .5" (13mm) diameter loop.

Dimensions in Inches (millimeters) are subject to change without notice.



## X-ON Electronics

Largest Supplier of Electrical and Electronic Components

*Click to view similar products for* [Circular MIL Spec Tools, Hardware & Accessories](#) *category:*

*Click to view products by* [Glenair](#) *manufacturer:*

Other Similar products are found below :

[0113-201-2025](#) [600-079-06](#) [600-146-06](#) [602GB18808](#) [6134-333-1990](#) [6134-334-1590](#) [6134-334-2190](#) [CS3102A-22-14PW](#) [M2887615-CD](#)  
[627-009](#) [M38999/9-19B](#) [630A007NF083A](#) [630B007M051A](#) [630BJ003NF032H](#) [637-149NF04B](#) [M39029/29-215](#) [6408-203V-09273](#) [6426-](#)  
[201-11343](#) [650FS002NF16](#) [660-008NF14S7-01](#) [660-009M22H8-03](#) [660-013NF19U6-210](#) [660-015M10S6-17](#) [660-015NF10S5-01](#) [660-](#)  
[015NF14R3.5-01](#) [660-023NF19H6-19](#) [660-024NF11S12-01](#) [660-024NF11S3-01](#) [660-024NF17S4-109](#) [660-050XM17F4-01](#) [660-068NF25R6-](#)  
[30G](#) [660-070M23S8-04](#) [660-073MTCH9-20](#) [M83723/61-18W](#) [M83723/61-218R](#) [M83723/61-224W](#) [667-084-23C](#) [667-084-35C](#) [667-](#)  
[224NF16](#) [687-697NF-1](#) [M85049/94-10-A](#) [M85049/96-7-A](#) [M855282-10A01A](#) [M85528/2-10B](#) [M855282-18A01A](#) [M85528/2-22A01A](#)  
[M85528/2-22AA](#) [710HS460NF2508](#) [780-001-22G12-SK](#) [780-002-19G12-SK](#)