



SERIES 77

Lipped, Straight Shrink Boots



770-006S Long Tail Boot How to Order

Straight Boots



Lipped, long tail straight shrink boots provide mechanical and environmental protection from damage and debris. Long tail boots provide additional strain relief compared to standard length boots and are available in eight material options with five adhesive choices. Glenair straight boots fit most standard boot adapters for circular connectors. All adhesive lined and unlined shrink boots are RoHS compliant. Shrink boots are water-tight when equipped with factory installed or user-installed adhesive. Lipped boots lock into boot groove located on adapter and can be ordered with potting holes or drain holes according to your requirements. Choose boot size based on adapter diameter and cable diameter.

How to Order

Sample Part Number	770	-006	S	1	03	W1	-PP
Product Series	770 = Series 77 shrink boot						
Basic Number	006 = lipped boot, long tail						
Angular Function	S = straight						
Material	See material and adhesives table						
Boot Size	01, 02, 03, 04, 05, 05-22, 06, 06-22, 07, 08, 09, 10, 11; see dimensions table						
Adhesive Lined	Omit for no adhesive; see material and adhesives table						
Potting Ports or Drain Holes	PP = potting port DH = drain hole Omit for none						

Material and Adhesive Compatibility

Material Code	Material Description (Compound No.)	Hot Melt Adhesives			High Performance Epoxy Adhesives		
		W1	W2	W3 (TACOM approved)	R	U	
		High Temperature -55°C to 125°C	Standard -55°C to 70°C	Elastomeric -55°C to 125°C	Pre-Coat -75°C to 150°C	Two-Part -75°C to 155°C	
1	High-Performance Semi-Rigid Elastomer (2025)	●	●		●	Type U epoxy adhesive is compatible with all boot materials. Ordered separately, user-installed (779-001). Order boot with no adhesive lining.	
2	Zero Halogen Semi-Rigid Polyolefin (2010)	●	●		●		
3	General Purpose Flexible Polyolefin (2040)		●				
5	Viton Fluoroelastomer Blend (2050)	●		●	●		
6	High Performance Elastomer Alloy (2051)	●		●			
7	Semi-Rigid Polyolefin (2071)	●	●				
8	Low Outgassing Fluoropolymer Alloy (2008)	Material Type 8 not available with pre-coat adhesive. Use Type U two-part epoxy					
9	Low Temp Flexible Polyolefin (2013)		●				

NOTES

- See **Modification Codes** listed in Section A for material color options available for **Type 1 (compound 2025)** material.

Part Number Cross Reference

Boot Size	Glenair Part Marking	AS85049/140 AS85049/141	Boot Size	Glenair Part Marking	AS85049/140 AS85049/141
01	S01		06-22	S06	
02	S02	09	07	S07	14
03	S03	10	08	S08	15
04	S04	11	09	S09	16
05	S05	12	10	S10	17
05-22	S05		11	S11	18
06	S06	13			

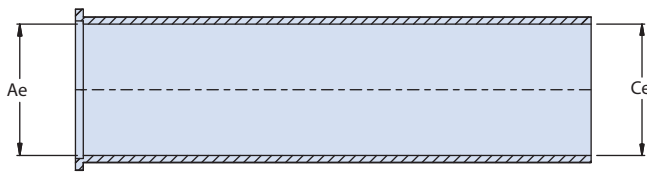


SERIES 77
Lipped, Straight Shrink Boots
 770-006S Long Tail Boot
 Dimensions

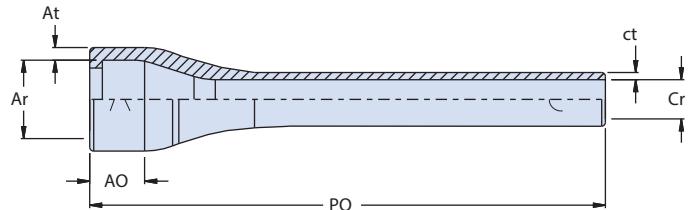


Straight Boots

Lipped Straight Adapter Shrink Boots, Standard: Dimensions



STRAIGHT - AS SUPPLIED



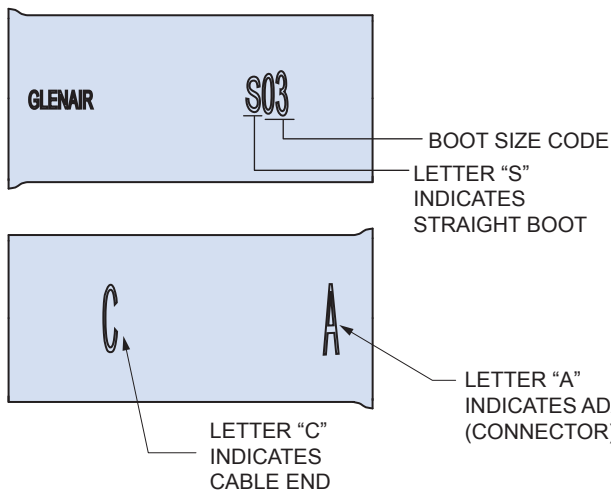
STRAIGHT - RECOVERED

Dimensions									
Boot Size	Glenair Part Marking	Ae Dia Min	Ce Dia Min	Ar Dia Max	at ±30%	AO Ref	Cr Dia Max	ct ±20%	PO ±10%
01	S01	.620 (15.7)	.620 (15.7)	.290 (7.4)	.054 (1.37)	.500 (12.7)	.125 (3.17)	.043 (1.1)	4.000 (101.6)
02	S02	.886 (22.5)	.886 (22.5)	.433 (11.0)	.059 (1.5)	.551 (14.0)	.256 (6.5)	.047 (1.2)	4.330 (110.0)
03	S03	.984 (25.0)	.984 (25.0)	.591 (15.0)	.059 (1.5)	.591 (15.0)	.295 (7.5)	.047 (1.2)	4.724 (120.0)
04	S04	1.181 (30.0)	1.181 (30.0)	.748 (19.0)	.071 (1.8)	.591 (15.0)	.335 (8.5)	.047 (1.2)	5.512 (140.0)
05	S05	1.378 (35.0)	1.378 (35.0)	.827 (21.0)	.071 (1.8)	.787 (20.0)	.374 (9.5)	.047 (1.2)	6.299 (160.0)
05-22	S05	1.378 (35.0)	1.378 (35.0)	.827 (21.0)	.071 (1.8)	.787 (20.0)	.374 (9.5)	.047 (1.2)	4.000 (101.6)
06	S06	1.476 (37.5)	1.476 (37.5)	1.181 (30.0)	.079 (2.0)	.787 (20.0)	.413 (10.5)	.047 (1.2)	7.087 (180.0)
06-22	S06	1.476 (37.5)	1.476 (37.5)	1.181 (30.0)	.079 (2.0)	.787 (20.0)	.413 (10.5)	.047 (1.2)	4.250 (108.0)
07	S07	1.772 (45.0)	1.772 (45.0)	1.339 (34.0)	.079 (2.0)	.984 (25.0)	.472 (12.0)	.047 (1.2)	7.874 (200.0)
08	S08	1.969 (50.0)	1.969 (50.0)	1.575 (40.0)	.091 (2.3)	.984 (25.0)	.551 (14.0)	.059 (1.5)	7.874 (200.0)
09	S09	2.469 (62.7)	2.469 (62.7)	1.850 (47.0)	.100 (2.5)	1.00 (25.4)	.690 (17.5)	.059 (1.5)	8.000 (203.2)
10	S10	2.728 (69.3)	2.728 (69.3)	2.350 (59.7)	.100 (2.5)	1.00 (25.4)	.770 (19.6)	.059 (1.5)	8.000 (203.2)
11	S11	3.220 (81.8)	3.220 (81.8)	2.642 (67.1)	.100 (2.5)	1.00 (25.4)	.900 (22.9)	.059 (1.5)	8.000 (203.2)

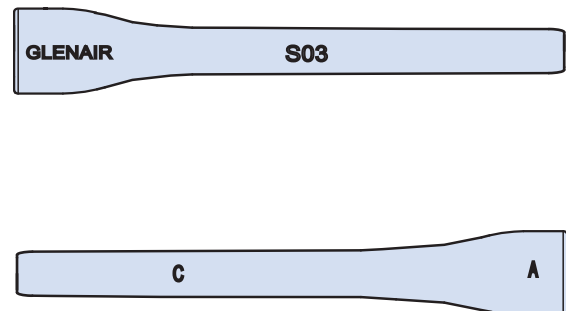
For materials Type 2, Type 3 and Type 9, dimension 'Ce' is nominal

Lipped Straight Shrink Boots: Part Marking, Raised Lettering

EXPANDED



RECOVERED



X-ON Electronics

Largest Supplier of Electrical and Electronic Components

Click to view similar products for [Heat Shrink Tubing and Sleeves](#) category:

Click to view products by [Glenair](#) manufacturer:

Other Similar products are found below :

[5685710001](#) [CR9960-000](#) [5734012004](#) [607381P039](#) [611112-000](#) [6284592002](#) [CX4711-000](#) [CZ1420-000](#) [D-306-38](#) [770-006S302](#) [770-010Y106W1](#) [770-018S103](#) [770-018S202W1](#) [770-018S205W1](#) [770-020S704W1](#) [770-020S705](#) [MFP-1/4"-Clear](#) [MFP-3/64"-Clear](#) [790-3012](#) [MHHT-4-15K2-G-104](#) [8003012003](#) [MIL-LT-1-1/2-4-SP](#) [MIL-LT-1-1/2-9-STK](#) [MIL-LT-1/2-2-STK](#) [MIL-LT-3-0-SP](#) [MIL-LT-3/32-0-SP](#) [MIL-LT-3/32-6-SP](#) [MIL-LT-3/4-4-STK](#) [MIL-LT-3/4-6-SP](#) [839602-000](#) [8423-6](#) [FP301-116-48"-Clear](#) [FP301-12-6"-Clear](#) [FP301-1/4-48"-White-Hdr](#) [FP301-18-48"-Black-Hdr](#) [FP301-1/8-6"-Black](#) [FP301-18-6"-Black-Bulk](#) [FP301-316-48"-Blue-Hdr](#) [FP301-34-48"-Green-Hdr](#) [912229N002](#) [R280637030](#) [HDT-0300-48A-BLACK](#) [HDT-0400-48A-Black](#) [HDT-0800-48A-RED](#) [HDT1100-48A-BLK](#) [HDT1500-48A-BLK](#) [HDT-2000-48A-Black](#) [RHW-70/20-1200/ADH-0](#) [DWP-125-0.450-4-55MM-CS879](#) [156082-000](#)