



SERIES 77 Heat Shrink Transitions



770-009 Low Profile Heat Shrink “TACOM” Approved “Wye” Transition - How to Order



Low profile “Wye” heat shrink transitions provide an easy to instal and rugged cable routing solution. Transitional boots are available in eight material options with five adhesive choices. All Adhesive lined and unlined shrink books are RoHS compliant. Transitional boots are water-tight when equipped with factory installed or user-installed adhesive. Choose boot size based on cable diameter.

How to Order						
Sample Part Number		770	-009	Y	1	05 W1
Product Series	770 = Series 77 shrink boot					
Basic Number	009 = Basic number					
Angular Function	Y = “Wye” transition					
Material	See material and adhesives table					
Boot Size	04, 05, 06, 07, 08, 07-01, 08-01					
Adhesive Lined	W1, W2, W3, R, U, Omit for no adhesive; see material and adhesives table for compatibility					

Material and Adhesive Compatibility							
Material Code	Material Description (Compound No.)	Hot Melt Adhesives			High Performance Epoxy Adhesives		
		W1	W2	W3 (TACCOM approved)	R	U	
		High Temperature -55°C to 125°C	Standard -55°C to 70°C	Elastomeric -55°C to 125°C	Pre-Coat -75°C to 150°C	Two-Part -75°C to 155°C	
1	High-Performance Semi-Rigid Elastomer (2025)	●	●		●	Type U epoxy adhesive is compatible with all boot materials. Ordered separately, user-installed (779-001). Order boot with no adhesive lining.	
2	Zero Halogen Semi-Rigid Polyolefin (2010)	●	●		●		
3	General Purpose Flexible Polyolefin (2040)		●				
5	Viton Fluoroelastomer Blend (2050)	●		●	●		
6	High Performance Elastomer Alloy (2051)	●		●			
7	Semi-Rigid Polyolefin (2071)	●	●				
8	Low Outgassing Fluoropolymer Alloy (2008)	Material Type 8 not available with pre-coat adhesive. Use Type U two-part epoxy					
9	Low Temp Flexible Polyolefin (2013)		●				

NOTES

1. See **Modification Codes** listed in Section A for material color options available for **Type 1 (compound 2025)** material.

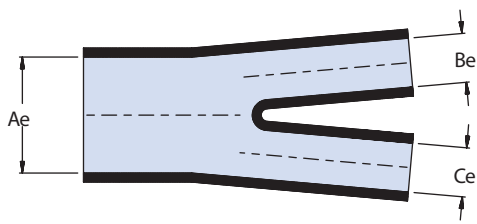


SERIES 77 Heat Shrink Transitions



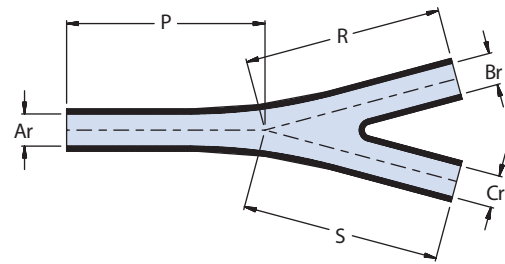
770-009 Low Profile Heat Shrink “TACOM” Approved “Wye” Transition - Dimensions

“Wye” Heat Shrink Transition: Dimensions



EXPANDED

SIZES
05-08

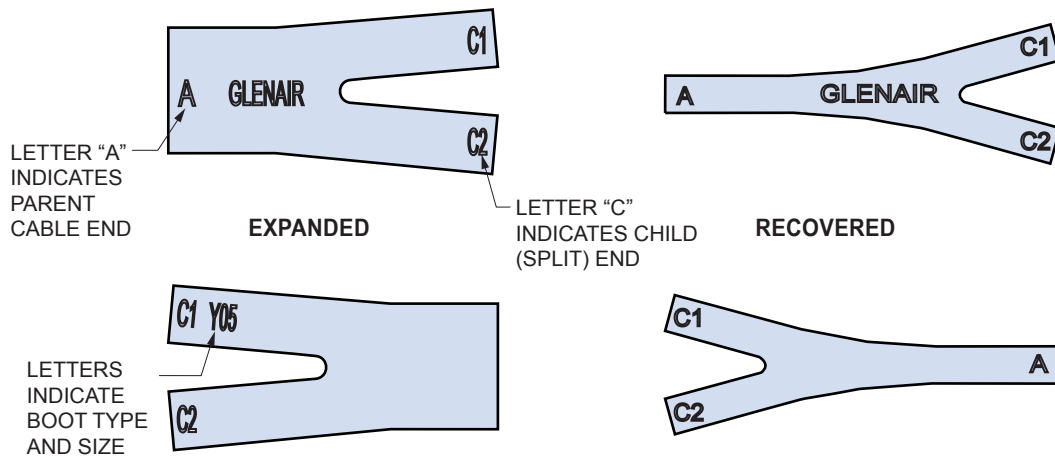


RECOVERED

Dimensions										
Size	Glenair US Part Marking	GDLS (REF)	GD/TACOM (REF)	Lockheed Martin JSFQ27	Ae Min. Dia.	Be, Ce Dia Min. Dia.	Ar, Br, Cr Max. Dia.		P ± 10%	R, S Ref.
04	Y04				.600 (15.2)	.350 (8.9)	.190(4.83) Ar	.100 (2.54) Br, Cr	1.280 (32.5)	1.280 (32.5)
05	Y05	10652590-1	12273148-1**	Y1	.780 (19.8)	.520 (13.2)	.260 (6.6)		1.600 (40.6)	1.600 (40.6)
06	Y06	10652590-2	12273148-2**	Y2	1.350 (34.3)	.900 (22.9)	.450 (11.4)		2.480 (63.0)	2.480 (63.0)
07	Y07	10652590-3	12273148-5**	Y3	2.370 (60.2)	1.580 (40.1)	.791 (20.1)		3.730 (94.7)	3.730 (94.7)
08	Y08	10652590-4		Y4	3.280 (83.3)	2.161 (54.9)	1.311 (33.3)		5.270 (133.9)	5.270 (133.9)
07-01	Y07-01	10652590-5	12273148-3**		2.370 (60.2)	1.580 (40.1)	.791 (20.1)		2.480 (63.0)	2.480 (63.0)
08-01	Y08-01	10652590-6	12273148-4**		3.280 (83.3)	2.161 (54.9)	1.311 (33.3)		3.730 (94.7)	3.730 (94.7)



“Wye” Heat Shrink Transition: Part Marking, Raised Lettering





SERIES 77 Heat Shrink Transitions



770-009 Low Profile, Heat Shrink Reduced “Wye” Transition, Size 16, 26 and 36 - How to Order



Low profile “Wye” heat shrink reduced transition boot provide an easy to install and rugged cable routing solution. Transitional boots with reduced leg to accommodate smaller exiting cable bundle. Material is available in eight options and five adhesive choices. All Adhesive lined and unlined shrink books are RoHS compliant. Transitional boots are water-tight when equipped with factory installed or user-installed adhesive. Choose boot size based on cable diameter.

How to Order						
Sample Part Number		770	-009	Y	1	16 W1
Product Series	770 = Series 77 shrink boot					
Basic Number	009 = Basic number					
Angular Function	Y = “Wye” transition					
Material	See material and adhesives table					
Boot Size	16, 26, 36; Based on cable diameter					
Adhesive Lined	W1, W2, W3, R, U, Omit for no adhesive; see material and adhesives table for compatibility					

Material and Adhesive Compatibility							
Material Code	Material Description (Compound No.)	Hot Melt Adhesives			High Performance Epoxy Adhesives		
		W1	W2	W3 (TACCOM approved)	R	U	
		High Temperature -55°C to 125°C	Standard -55°C to 70°C	Elastomeric -55°C to 125°C	Pre-Coat -75°C to 150°C	Two-Part -75°C to 155°C	
1	High-Performance Semi-Rigid Elastomer (2025)	●	●		●	Type U epoxy adhesive is compatible with all boot materials. Ordered separately, user-installed (779-001). Order boot with no adhesive lining.	
2	Zero Halogen Semi-Rigid Polyolefin (2010)	●	●		●		
3	General Purpose Flexible Polyolefin (2040)		●				
5	Viton Fluoroelastomer Blend (2050)	●		●	●		
6	High Performance Elastomer Alloy (2051)	●		●			
7	Semi-Rigid Polyolefin (2071)	●	●				
8	Low Outgassing Fluoropolymer Alloy (2008)	Material Type 8 not available with pre-coat adhesive. Use Type U two-part epoxy					
9	Low Temp Flexible Polyolefin (2013)		●				

NOTES

1. See **Modification Codes** listed in Section A for material color options available for **Type 1 (compound 2025)** material.

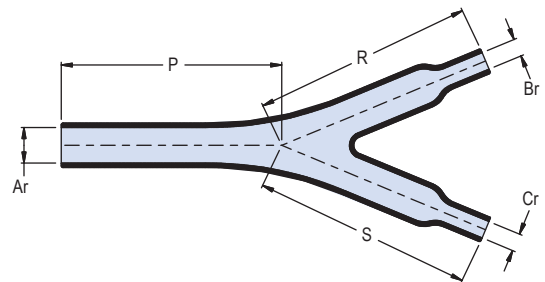
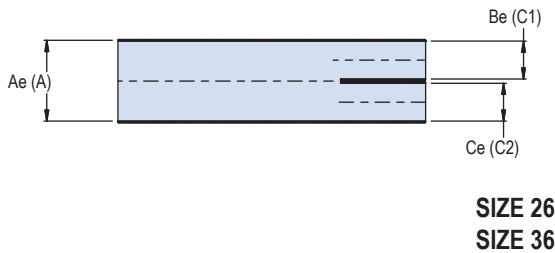
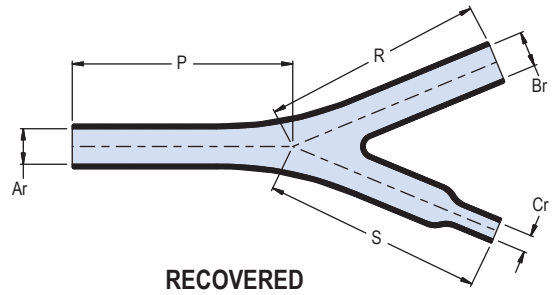
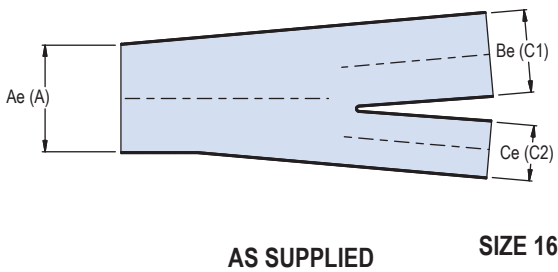


SERIES 77
Heat Shrink Transitions



770-009 Low Profile, Heat Shrink Reduced “Wye” Transition, Size 16, 26 and 36 - Dimensions

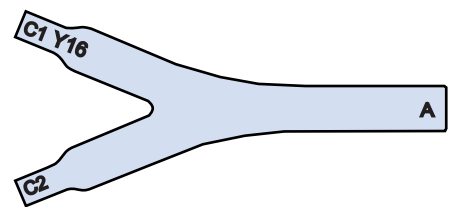
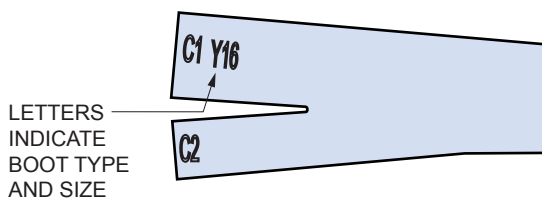
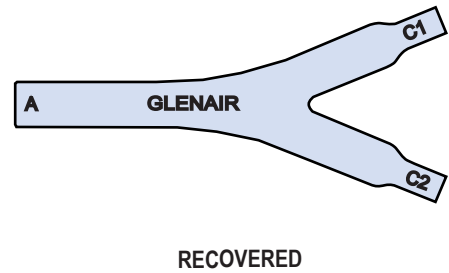
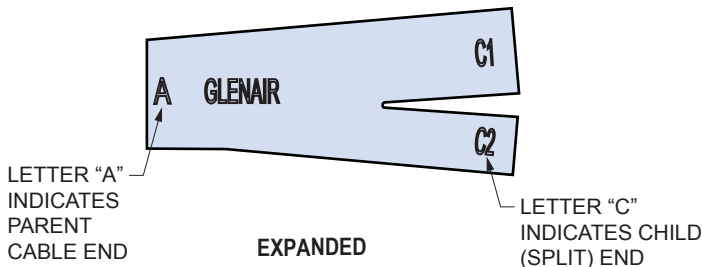
“Wye” Heat Shrink Transition: Dimensions



Dimensions									
Size	Glenair Us Part Marking	Ae Min Dia	Be Min Dia	Ce Min Dia	Ar Max Dia	Br Max Dia	Cr ±10%	P ±10%	R, S Ref
16	Y16	1.200(30.5)	.900(22.9)	.600(15.2)	.450(11.4)	.450(11.4)	.300(7.6)	2.480(63.0)	2.480(63.0)
26	Y26	.900(22.9)	.400(10.2)	.400(10.2)	.450(11.4)	.200(5.1)	.200(5.1)	2.480(63.0)	2.480(63.0)
36	Y36	1.000(25.4)	.600(15.2)	.600(15.2)	.450(11.4)	.300(7.6)	.300(7.6)	2.480(63.0)	2.480(63.0)



“Wye” Heat Shrink Transition: Part Marking, Raised Lettering



X-ON Electronics

Largest Supplier of Electrical and Electronic Components

Click to view similar products for [Heat Shrink Cable Boots & End Caps](#) category:

Click to view products by [Glenair](#) manufacturer:

Other Similar products are found below :

[577159N001](#) [618803-000](#) [645494-000](#) [CX4132-000](#) [687025-000](#) [D33548-000](#) [F27131-000](#) [F85868-000](#) [770-005S105](#) [770-010Y106W1](#)
[770-013210W1](#) [770-013311](#) [770-013312](#) [770-018S202W1](#) [770-018S205W1](#) [806542N001](#) [808059-000](#) [808362-000](#) [809125-000](#) [809218-000](#)
[812014-000](#) [812047-000](#) [813767N002](#) [814741-000](#) [819117N001](#) [823026-000](#) [841189N001](#) [861471-000](#) [950764-000](#) [957073-000](#) [982033-2](#)
[A77813-000](#) [D96192-000](#) [EN3BOOTLKIT](#) [1954015-1](#) [200W531-3-0](#) [202A163-4-0-CS5067](#) [202A343-3-00-0](#) [202B221-13-0](#)
[202B563-25-07-0](#) [202D121-4-01/86-0](#) [202D211-3-22/42-0](#) [202D221-4-0-CS8970](#) [202D221-4-22/180-0](#) [202D263-25-08-0](#) [202E334-51-0-](#)
[CS5324](#) [202E336-71-0](#) [202F211-50-22-0-CS8474](#) [202F242-51-04/164-0](#) [202K132-25-01/225-0CS8387](#)