

790-024P
Crimp Terminated Cable Receptacle Connector,
Pin Contacts
How To Order



790-024P Cable Receptacles
PIN CONTACTS WITH CRIMP TERMINATION



Rugged, lightweight 790-024P connectors feature machined aluminum shells, fluorosilicone face seals and wire grommets for environmental protection. Contacts are rear-release snap-in crimp type. Connectors are supplied with crimp contacts packaged separately. Size #23 signal pins accept up to #22 AWG wire. Size #16 contacts accept #16-18 AWG wire. Size #12 contacts accept #12-14 AWG wire. Size 12 and 16 cavities also accept coaxial contacts purchased separately. Connector shell features a groove for attachment of a low-profile EMI backshell adapter 799-015, ordered separately.

| HOW TO ORDER | | | |
|--|--|--|--|
| Sample Part Number | | | |
| 790-024P | C-13 | M | P |
| Base Part Number | Shell Size - Insert Arrangements | Shell Finish | Hardware Option |
| <p>790-024P Cable Receptacle with Pin Contacts</p> | <p>See Table 1 for Available Insert Arrangements.</p> <p>To order a connector without size #16 or #12 power pins, substitute "W" instead of "P" in the insert arrangement.</p> <p>Example:</p> <p>36P2 is supplied with 2 power pins.</p> <p>36W2 is supplied less the power pins.</p> <p>See Section B for coaxial contacts purchased separately.</p> | <p>M Electroless Nickel <i>general purpose applications</i></p> <p>MT Nickel-PTFE 1000 Hour Grey™ <i>maximum corrosion protection and durability (non-reflective grey)</i></p> <p>ZNU Zinc-Nickel with Black Chromate <i>tactical applications (non-reflective black)</i></p> <p>Additional shell finishes are listed on page C-9.</p> | <p>N Thru-Hole No Hardware</p> <p>L Low-Profile Captivated Jackscrew, Hex Head</p> <p>S Low-Profile Captivated Screwlock, Hex Head</p> <p>P Female Jackpost</p> <p>K Slot-Head Extended Jackscrew</p> <p>T Slot-Head Extended Captivated Screwlock</p> |

| SPECIFICATIONS | |
|---------------------------------|---|
| Current Rating | #23 5 AMPS, #16 13 A., #12 23 A. |
| Dielectric Withstanding Voltage | #23 500 VAC RMS, #12 and #16 1800 VAC RMS |
| Insulation Resistance | 5000 megohms minimum |
| Operating Temperature | -65° C. to +150° C. |
| Shock | 300 g. |
| Vibration | 37 g. |

| MATERIALS AND FINISHES | |
|---------------------------|--|
| Shell | Aluminum alloy |
| Contacts | Copper alloy, 50 microinches gold plated |
| Insulators | Liquid crystal polymer (LCP) |
| Retention Clips | Beryllium copper alloy |
| Interfacial Seal, Grommet | Fluorosilicone rubber |
| Hardware | 300 series stainless steel |

Dimensions in Inches (millimeters) are subject to change without notice.



790-024P Crimp Terminated Cable Receptacle Connector, Pin Contacts How To Order

Table 1 Contact Arrangements

| Layout | Contact Quantity | | | Face View |
|--------|------------------|-----|-----|-----------|
| | #23 | #16 | #12 | |
| A-5 | 5 | | | |
| B-2P2 | | 2 | | |
| B-9 | 9 | | | |
| C-13 | 13 | | | |
| D-15 | 15 | | | |
| D-3P3 | | 3 | | |
| D-7P2 | 5 | 2 | | |
| E-11P2 | 9 | 2 | | |
| E-19 | 19 | | | |
| E-7P3 | 4 | 3 | | |
| F-15P2 | 13 | 2 | | |
| F-23 | 23 | | | |
| F-5P5 | | 5 | | |
| G-33 | 33 | | | |
| H-10P4 | 6 | 4 | | |
| H-29P7 | 22 | 7 | | |
| H-36P2 | 34 | 2 | | |
| H-54P2 | 52 | 2 | | |
| H-5P5 | | 5 | | |
| H-66 | 66 | | | |
| J-17P4 | 13 | 4 | | |
| J-25P2 | 23 | 2 | | |
| J-33 | 33 | | | |
| J-7P7 | | 7 | | |
| K-27P4 | 23 | 4 | | |
| K-35P2 | 33 | 2 | | |
| K-43 | 43 | | | |
| K-9P9 | | 9 | | |
| L-6P6 | | 6 | | |
| L-78 | 78 | | | |
| M-102 | 102 | | | |

CROSS-SECTIONAL VIEW OF 790-024P

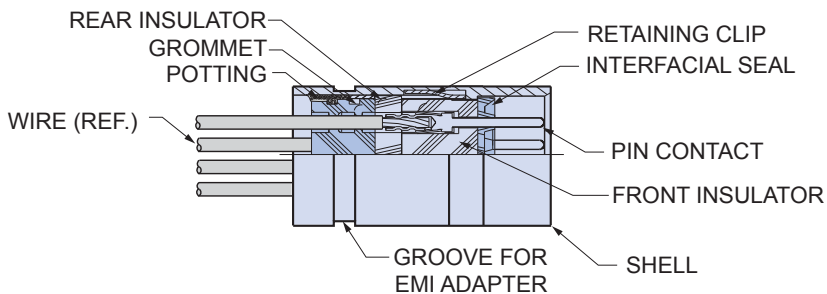


TABLE 2 HARDWARE OPTION

| | |
|--|--|
| <p>N No Mating Hardware Connector is supplied with thru-holes. Shell sizes H and L are .148" (3.76) diameter, other shell sizes are .092" (2.34) diameter. Accepts standard Micro-D M83513 hardware.</p> | <p>P Jackposts Connector is supplied with removable jackposts. Shell sizes H and L have #4-40 UNC thread, other sizes have #2-56 thread. Stainless steel. Conforms to M83513/05.</p> |
| <p>L Hex Head Jackscrews Connector is supplied with stainless steel non-removable low profile jackscrews. Shell sizes H and L have #4-40 UNC thread, other sizes have #2-56 thread.</p> | <p>K Extended Jackscrews Connector is supplied with stainless steel slot head non-removable jackscrews. Shell sizes H and L have #4-40 UNC thread, other sizes have #2-56 thread.</p> |
| <p>S Hex Head Screwlocks Connector is supplied with stainless steel non-removable low profile screwlocks. Shell sizes H and L have #4-40 UNC thread, other sizes have #2-56 thread. Screwlocks allow the connector to be mated before the screws are fastened.</p> | <p>T Extended Screwlocks Connector is supplied with stainless steel non-removable slot head screwlocks. Shell sizes H and L have #4-40 UNC thread, other sizes have #2-56 thread. Screwlocks allow the connector to be mated before the screws are fastened.</p> |

Dimensions in Inches (millimeters) are subject to change without notice.

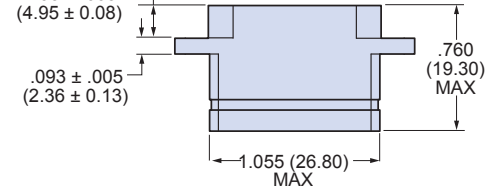
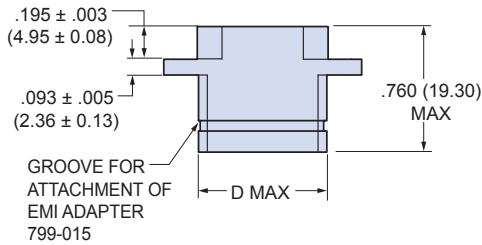
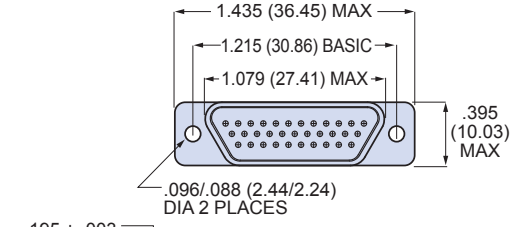
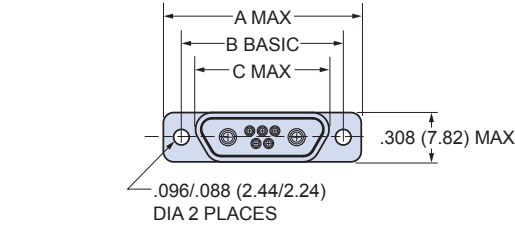
790-024P
Crimp Terminated Cable Receptacle Connector,
Pin Contacts
Dimensions



Series 79
 Cable
 Connectors

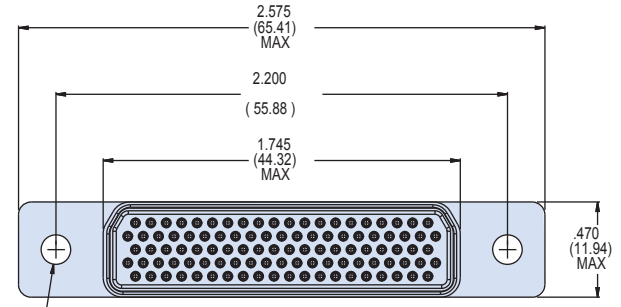
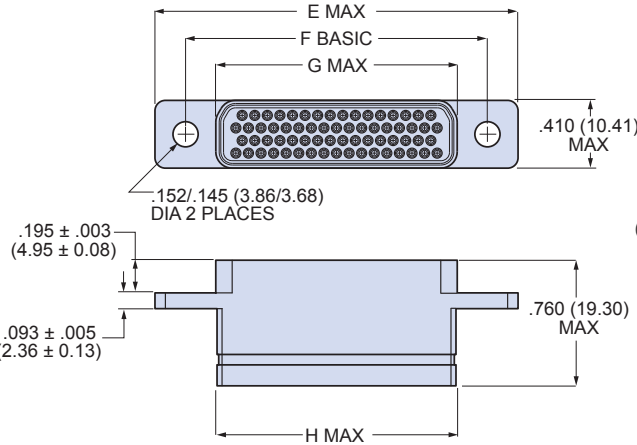
790-024P Cable Receptacle Dimensions

CRIMP TERMINATION



SHELL SIZE G

SHELL SIZES A, B, C, D, E, F, J, K



SHELL SIZE H AND L

SHELL SIZE M

| 790-024P DIMENSIONS | | | | | | | | | | | | | | | | |
|---------------------|--------|-------|---------|-------|--------|-------|--------|-------|--------|-------|---------|-------|--------|-------|--------|-------|
| Shell Size | A Max. | | B Basic | | C Max. | | D Max. | | E Max. | | F Basic | | G Max. | | H Max. | |
| | In. | mm. | In. | mm. | In. | mm. | In. | mm. | In. | mm. | In. | mm. | In. | mm. | In. | mm. |
| A | .785 | 19.94 | .565 | 14.35 | .400 | 10.16 | .390 | 9.91 | — | — | — | — | — | — | — | — |
| B | .935 | 23.75 | .715 | 18.16 | .551 | 14.00 | .540 | 13.72 | — | — | — | — | — | — | — | — |
| C | 1.085 | 27.65 | .865 | 21.97 | .701 | 17.81 | .690 | 17.53 | — | — | — | — | — | — | — | — |
| D | 1.185 | 30.10 | .965 | 24.51 | .801 | 20.35 | .790 | 20.07 | — | — | — | — | — | — | — | — |
| E | 1.335 | 33.91 | 1.115 | 28.32 | .951 | 24.16 | .940 | 23.88 | — | — | — | — | — | — | — | — |
| F | 1.485 | 37.72 | 1.265 | 32.13 | 1.101 | 27.96 | 1.090 | 27.69 | — | — | — | — | — | — | — | — |
| H | — | — | — | — | — | — | — | — | 2.175 | 55.25 | 1.800 | 45.72 | 1.450 | 36.83 | 1.440 | 36.58 |
| J | 1.845 | 46.86 | 1.615 | 41.02 | 1.460 | 37.08 | 1.450 | 36.83 | — | — | — | — | — | — | — | — |
| K | 2.240 | 56.90 | 2.015 | 51.18 | 1.860 | 47.24 | 1.840 | 46.74 | — | — | — | — | — | — | — | — |
| L | — | — | — | — | — | — | — | — | 2.420 | 61.47 | 2.036 | 51.71 | 1.686 | 42.82 | 1.675 | 42.55 |

Dimensions in Inches (millimeters) are subject to change without notice.



X-ON Electronics

Largest Supplier of Electrical and Electronic Components

Click to view similar products for [D-Sub Micro-D Connectors](#) category:

Click to view products by [Glenair](#) manufacturer:

Other Similar products are found below :

[89076GBEPR](#) [65-1920-15](#) [M83513/03-G05N](#) [M83513/03-G12N](#) [M83513/04-D11C](#) [M83513/04-G04C](#) [M83513/22-D01NP](#) [664020C06F060](#)
[6R2004A30F015](#) [703006A13F060](#) [704002A03F200](#) [705001A13F120](#) [71-147714-19P](#) [7-1532020-5](#) [748567-1-P](#) [MDB1-31SH003](#) [MDB1-](#)
[9SH001](#) [MDM-100PH003L](#) [MDM100PH006B](#) [MDM100SH006B](#) [MDM-15PCBRM7T](#) [MDM15PH006LA174](#) [MDM-15PH006P-A174](#)
[MDM-15SH001L](#) [MDM-15SH003A](#) [MDM-15SH004B](#) [MDM-15SH006A-A174](#) [MDM-21PH001F](#) [MDM-21PH003P](#) [MDM21SH003BA174](#)
[MDM21SH003P](#) [MDM-21SH003P-A174](#) [MDM-25PH005K](#) [MDM-25PHW01F-A174](#) [MDM-25SH001F-A174](#) [MDM-25SH003F](#) [MDM-](#)
[25SH003K](#) [MDM-25SH006K](#) [MDM-31PH006B](#) [MDM31SH001F](#) [MDM-31SH003F](#) [MDM-31SH006F-A174](#) [MDM-31SH006P-A174](#)
[MDM-31SH011F-A174](#) [MDM-31SH011P-A174](#) [MDM-37PH006L-A174](#) [MDM-37PH048M5-A174](#) [MDM-37SCBRP-A174](#) [MDM-](#)
[37SH003K](#) [MDM-51PH003B-A174](#)