

790-036P
Right Angle PCB Terminated
Panel Mount Receptacle, Pin Contacts
How To Order

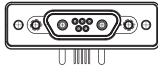
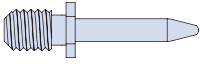
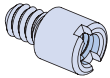
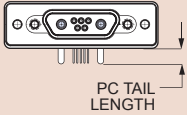
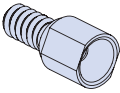


Series 79
 90° PCB
 Connectors

790-036P Right Angle PCB Panel Mount Receptacles
PIN CONTACTS WITH RIGHT ANGLE PCB TERMINATION



Lightweight, rugged right angle headers feature gold-plated contacts for thru-hole printed circuit board termination. 790-036P connectors are designed for rear-panel mounting and are supplied with conductive panel gaskets. Contacts are permanently installed and are sealed with epoxy. Shells are aluminum alloy. Threaded board mounting holes and integral standoffs simplify installation. EMI shroud improves EMI performance. Fluorosilicone face seal provides watertight interface. Available in 29 different contact arrangements, these connectors feature size #23 signal contacts along with #16 and #12 power contacts for up to 23 amps current rating.

HOW TO ORDER				
Sample Part Number				
790-036P	D-7P2	MT	P	A
Part Number	Shell Size - Insert Arrangements	Shell Finish	Hardware Option	PC Tail Length
790-036P Rear-Panel Mounted Receptacle with 90° PC Tail Pin Contacts for Termination to Backplanes or Flexible Circuits	See Table 1 for Available Insert Arrangements	M Electroless Nickel <i>general purpose applications</i>	 N No Hardware	A .125 Inch (3.2 mm.)
		MT Nickel-PTFE 1000 Hour Grey™ <i>maximum corrosion protection and durability (non-reflective grey)</i>	 G Guide Pin	B .250 inch (6.4 mm.)
		ZNU Zinc-Nickel with Black Chromate <i>tactical applications (non-reflective black)</i>	 P Female Jackpost	 PC TAIL LENGTH
		Additional shell finishes are listed on page C-9.	 S Female Guide Socket	

SPECIFICATIONS	
Current Rating	#23 5 AMPS, #16 13 A., #12 23 A.
Dielectric Withstanding Voltage	#23 500 VAC RMS, #12 and #16 1800 VAC RMS
Insulation Resistance	5000 megohms minimum
Operating Temperature	-65° C. to +150° C.
Shock	300 g.
Vibration	37 g.

MATERIALS AND FINISHES	
Shell	Aluminum alloy
Contacts	Copper alloy, 50 microinches gold plated
Insulator	Liquid crystal polymer (LCP)
Interfacial Seal	Fluorosilicone rubber
Hardware	300 series stainless steel
Panel Gasket	Fluorosilicone, conductive
Encapsulant	Epoxy

Dimensions in Inches (millimeters) are subject to change without notice.



790-036P Right Angle PCB Terminated Panel Mount Receptacle, Pin Contacts How To Order

Table I Contact Arrangements

Layout	Contact Quantity			Face View
	#23	#16	#12	
A-5	5			
B-2P2	2			
B-9	9			
C-13	13			
D-15	15			
D-3P3	3			
D-7P2	5	2		
E-11P2	9	2		
E-19	19			
E-7P3	4	3		
F-15P2	13	2		
F-23	23			
F-5P5	5			
G-33	33			
H-10P4	6	4		
H-29P7	22	7		
H-36P2	34	2		
H-54P2	52	2		
H-5P5		5		
H-66	66			
J-17P4	13	4		
J-25P2	23	2		
J-33	33			
J-7P7	7			
K-27P4	23	4		
K-35P2	33	2		
K-43	43			
K-9P9	9			
L-6P6		6		
L-78	78			
M-102	102			

CROSS-SECTIONAL VIEW OF 790-036P

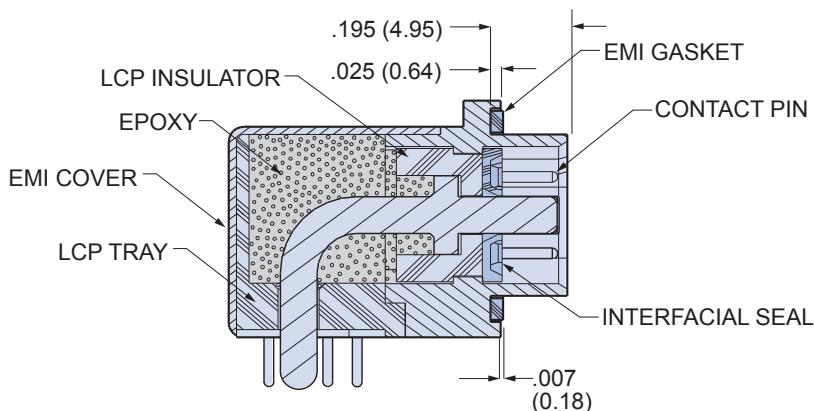
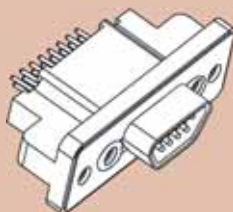


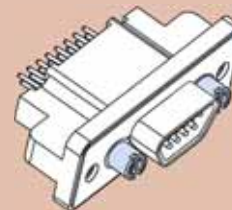
TABLE 2
HARDWARE OPTION



N

No Mating Hardware

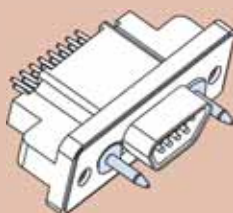
Connector is supplied with blind, tapped holes. Shell sizes H and L have 6-32 UNC-2B thread, other sizes are #4-40. Minimum thread depth is .150" (3.81).



P

Jackposts

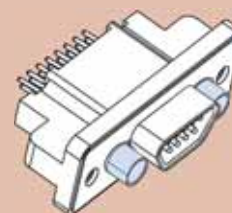
Connector is supplied with non-removable jackposts. Shell sizes H and L have #4-40 UNC-2B thread, other sizes have #2-56 thread.



G

Male Guide Pins

Connector is supplied with stainless steel guide pins to mate with code S guide sockets. Pins are non-removable.



S

Female Guide Sockets

Connector is supplied with stainless steel guide sockets to mate with code G guide pins. Sockets are non-removable.

Dimensions in Inches (millimeters) are subject to change without notice.

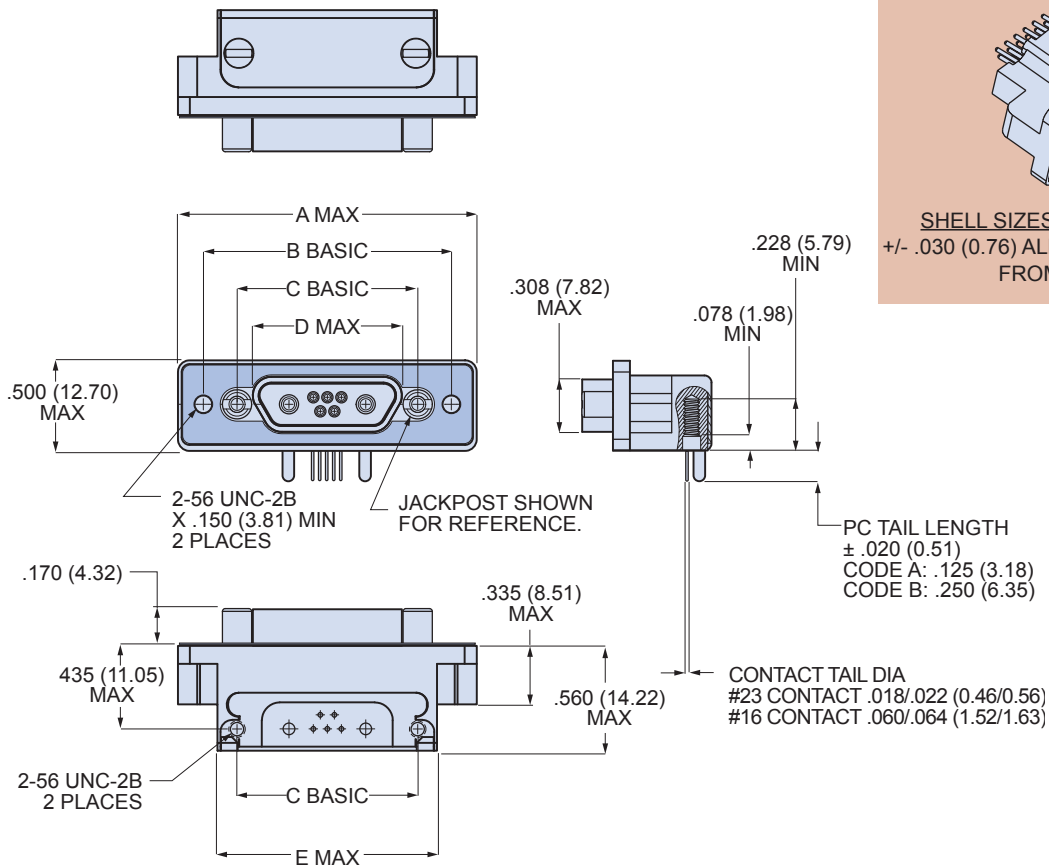


790-036P
Right Angle PCB Terminated
Panel Mount Receptacle, Pin Contacts
Dimensions



Series 79
 90° PCB
 Connectors

790-036P Shell Sizes A-F, J and K Dimensions



BLIND MATE

SHELL SIZES A, B, C, D, E, F, G, J, K
 +/- .030 (0.76) ALLOWABLE MISALIGNMENT
 FROM CENTERLINE

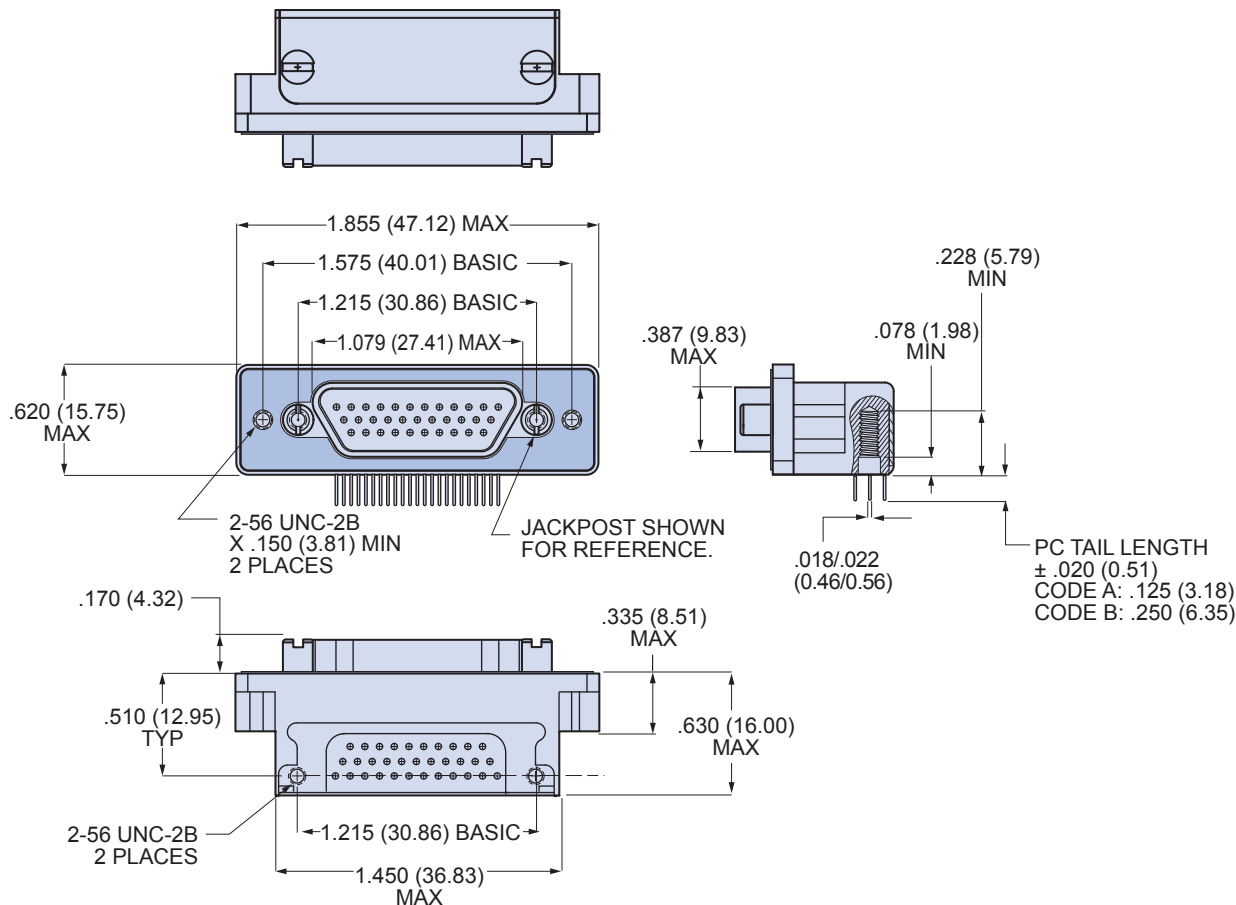
790-036P SHELL SIZES A-F, J AND K										
Shell Size	A Max.		B Basic		C Basic		D Max.		E Max.	
	In.	mm.	In.	mm.	In.	mm.	In.	mm.	In.	mm.
A	1.211	30.76	.925	23.50	.565	14.35	.401	10.19	.805	20.45
B	1.361	34.57	1.075	27.31	.715	18.16	.551	14.00	.955	24.26
C	1.511	38.38	1.225	31.12	.865	21.97	.701	17.81	1.105	28.07
D	1.611	40.92	1.325	33.66	.965	24.51	.801	20.35	1.205	30.61
E	1.761	44.73	1.475	37.47	1.115	28.32	.951	24.16	1.355	34.42
F	1.911	48.54	1.625	41.28	1.265	32.13	1.101	27.96	1.505	38.23
J	2.261	57.43	1.975	50.17	1.615	41.02	1.460	37.08	1.855	47.12
K	2.661	67.59	2.375	60.33	2.015	51.18	1.860	47.24	2.255	57.28

Dimensions in Inches (millimeters) are subject to change without notice.

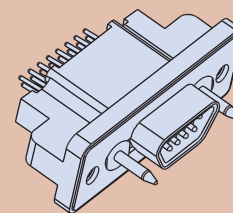


790-036P
Right Angle PCB Terminated
Panel Mount Receptacle, Pin Contacts
Dimensions

790-036P Shell Size G Dimensions



BLIND MATE



SHELL SIZES A, B, C, D, E, F, G, J, K
+/- .030 (0.76) ALLOWABLE MISALIGNMENT
FROM CENTERLINE

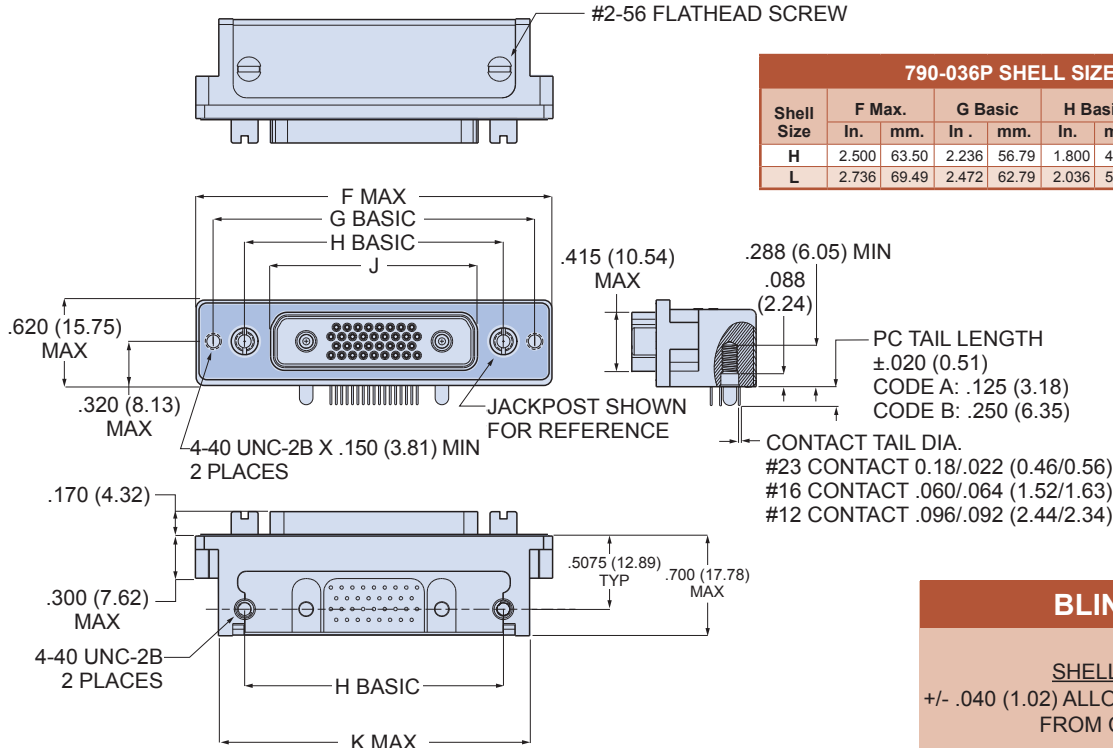
Dimensions in Inches (millimeters) are subject to change without notice.

790-036P Right Angle PCB Terminated Panel Mount Receptacle, Pin Contacts Dimensions

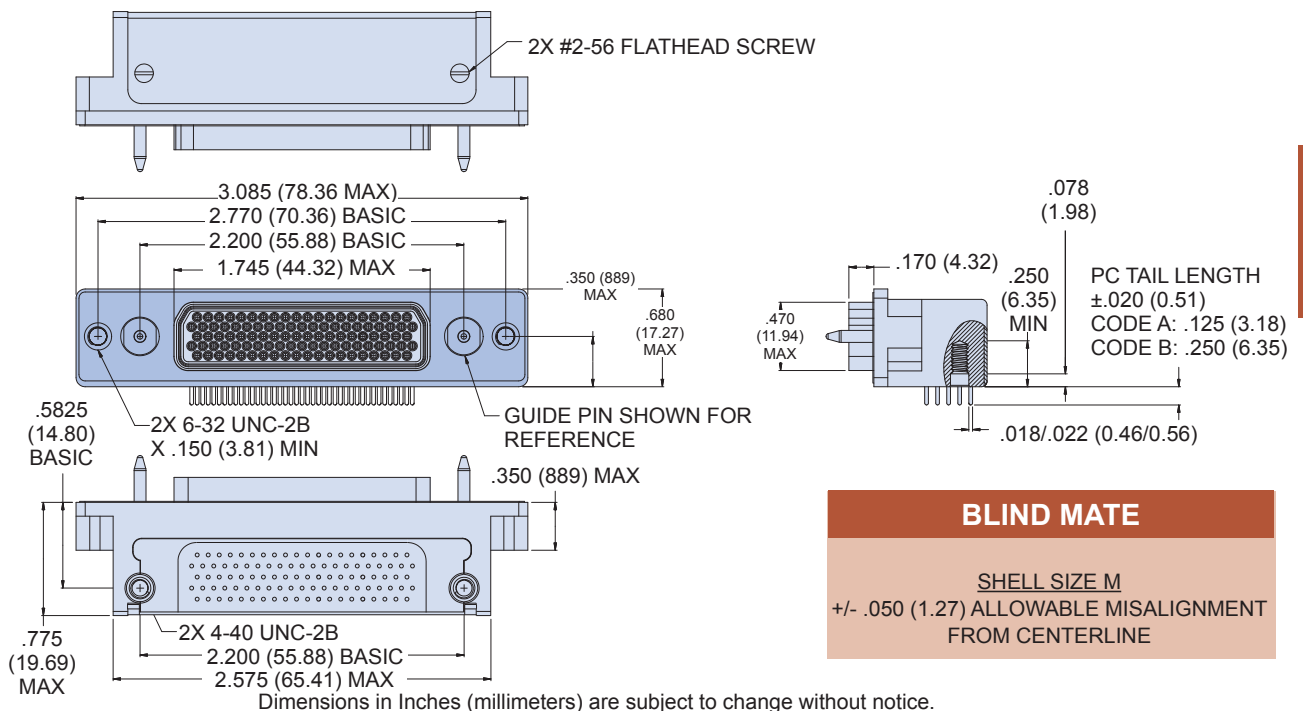


Series 79
90° PCB
Connectors

790-036P Shell Sizes H and L Dimensions



790-036P Shell Size M Dimensions



Dimensions in Inches (millimeters) are subject to change without notice.

X-ON Electronics

Largest Supplier of Electrical and Electronic Components

Click to view similar products for [D-Sub Micro-D Connectors](#) category:

Click to view products by [Glenair](#) manufacturer:

Other Similar products are found below :

[M243082311F](#) [M2430834F](#) [M24308/4-6F](#) [65-1920-15](#) [M83513/01-HN](#) [M83513/03-A10N](#) [M83513/03-B14C](#) [M83513/03-D09C](#) [M83513/03-D11N](#) [M83513/03-G02N](#) [M83513/03-G05N](#) [M83513/03-G08C](#) [M83513/03-G09N](#) [M83513/03-G12N](#) [M83513/03-H13N](#) [M83513/04-E15N](#) [M83513/04-G04C](#) [M83513/10-E01NP](#) [M83513/13-B01NP](#) [M83513/13-C01NN](#) [M83513/16-A01CP](#) [M83513/22-D01NP](#) [M83513/25-B01NP](#) [6R2004A30F015](#) [6R4006A28A120](#) [703006A13F060](#) [704002A03F200](#) [705001A13F120](#) [7-1532020-5](#) [748567-1-P](#) [MDB1-31SH003](#) [MDM-15PBS-L58](#) [MDM-15PCBRM7T](#) [MDM-15PH003B-A174](#) [75-068624-59S](#) [MDM-15PH034B](#) [MDM-15SH001L](#) [MDM-15SH004B](#) [MDM-21PH003K](#) [MDM-25PH003B-A174](#) [MDM-25PHW01F-A174](#) [MDM-37PH006L-A174](#) [MDM-37PH048M5-A174](#) [MDM-37SCBRP-A174](#) [MDM-51PBS-L56](#) [MDM-51PSF](#) [MDM-51SH003M7](#) [MDM-51SSM7-A174](#) [MDM-9PBSP-L58](#) [MDM-9PH003M7](#)