



790-037S
Right Angle PCB Terminated
Panel Mount Plugs, Socket Contacts
How To Order


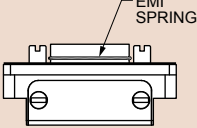

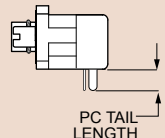
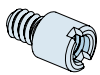
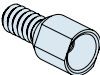
790-037S Right Angle PCB Panel Mount Plugs

SOCKET CONTACTS WITH RIGHT ANGLE PCB TERMINATION



Lightweight, rugged right angle headers feature gold-plated PC tail contacts for thru-hole printed circuit board termination. 790-037S connectors are designed for rear-panel mounting and are supplied with conductive panel gaskets. Contacts are permanently installed and are sealed with epoxy. Shells are aluminum alloy. EMI shroud improves shielding performance. Threaded board mounting holes and integral standoffs simplify installation. Available in 29 different contact arrangements, these connectors feature size #23 signal contacts along with #16 and #12 power contacts for up to 23 amps current rating. Optional EMI spring improves shell-to-shell conductivity and shielding performance.

HOW TO ORDER

Sample Part Number					
790-037S	H-5P5	M	E	P	B
Part Number	Shell Size - Insert Arrangements	Shell Finish	EMI Spring	Hardware Option	PC Tail Length
790-037S Rear Panel Mounted Plug with 90° PC Tail Contacts for Termination to Backplanes or Flexible Circuits	See Table 1 for Available Insert Arrangements	M Electroless Nickel <i>general purpose applications</i>	E EMI Spring	 N No Hardware	A .125 Inch (3.2 mm.)
		MT Nickel-PTFE <i>1000 Hour Grey™ maximum corrosion protection and durability (non-reflective grey)</i>	N No Spring 	 G Guide Pin	B .250 inch (6.4 mm.) 
		ZNU Zinc-Nickel with Black Chromate <i>tactical applications (non-reflective black)</i>	Note: EMI Spring is not compatible with chromate finishes including cadmium and zinc-nickel	 P Female Jackpost	
		Additional shell finishes are listed on page C-9.		 S Female Guide Socket	

SPECIFICATIONS

Current Rating	#23 5 AMPS, #16 13 A., #12 23 A.
Dielectric Withstanding Voltage	#23 500 VAC RMS, #12 and #16 1800 VAC RMS
Insulation Resistance	5000 megohms minimum
Operating Temperature	-65° C. to +150° C.
Shock	300 g.
Vibration	37 g.

MATERIALS AND FINISHES

Shell	Aluminum alloy
Contacts	Copper alloy, gold plated, with stainless steel hood
Insulator	Liquid crystal polymer (LCP)
PCB Tray	Thermoplastic
EMI Shroud	Aluminum alloy
Hardware	300 series stainless steel
Panel Gasket	Fluorosilicone, conductive
Encapsulant	Epoxy

Dimensions in Inches (millimeters) are subject to change without notice.

790-037S
Right Angle PCB Terminated
Panel Mount Plugs, Socket Contacts
How To Order



Series 79
 90° PCB
 Connectors

Table I Contact Arrangements

Layout	Contact Quantity			Face View
	#23	#16	#12	
A-5	5			
B-2P2		2		
B-9	9			
C-13	13			
D-15	15			
D-3P3		3		
D-7P2	5	2		
E-11P2	9	2		
E-19	19			
E-7P3	4	3		
F-15P2	13	2		
F-23	23			
F-5P5		5		
G-33	33			
H-10P4	6		4	
H-29P7	22		7	
H-36P2	34		2	
H-54P2	52		2	
H-5P5			5	
H-66	66			
J-17P4	13	4		
J-25P2	23	2		
J-33	33			
J-7P7		7		
K-27P4	23	4		
K-35P2	33	2		
K-43	43			
K-9P9		9		
L-6P6			6	
L-78	78			
M-102	102			

CROSS-SECTIONAL VIEW OF 790-037S

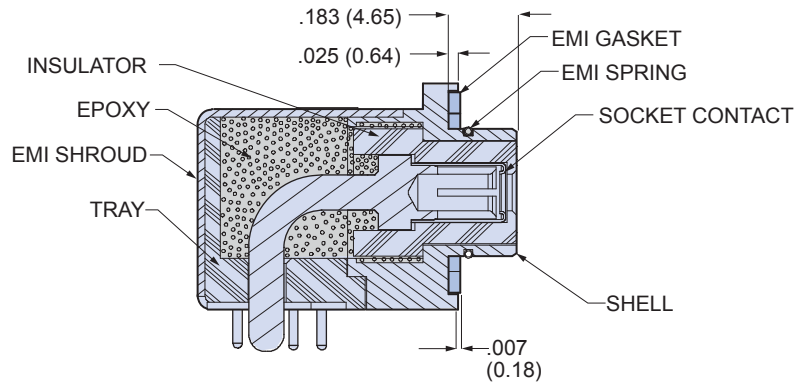
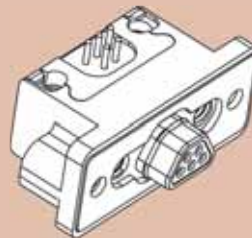


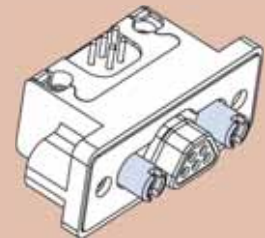
TABLE 2
HARDWARE OPTION



N

No Mating Hardware

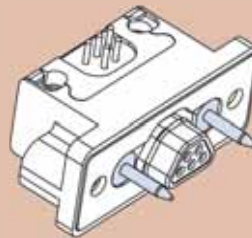
Connector is supplied with blind, tapped holes. Shell sizes H and L have 6-32 UNC-2B thread, other sizes are #4-40. Minimum thread depth is .150" (3.81).



P

Jackposts

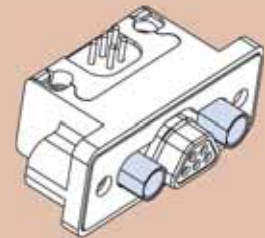
Connector is supplied with non-removable jackposts. Shell sizes H and L have #4-40 UNC-2B thread, other sizes have #2-56 thread.



G

Male Guide Pins

Connector is supplied with stainless steel guide pins to mate with code S guide sockets. Pins are non-removable.



S

Female Guide Sockets

Connector is supplied with stainless steel guide sockets to mate with code G guide pins. Sockets are non-removable.

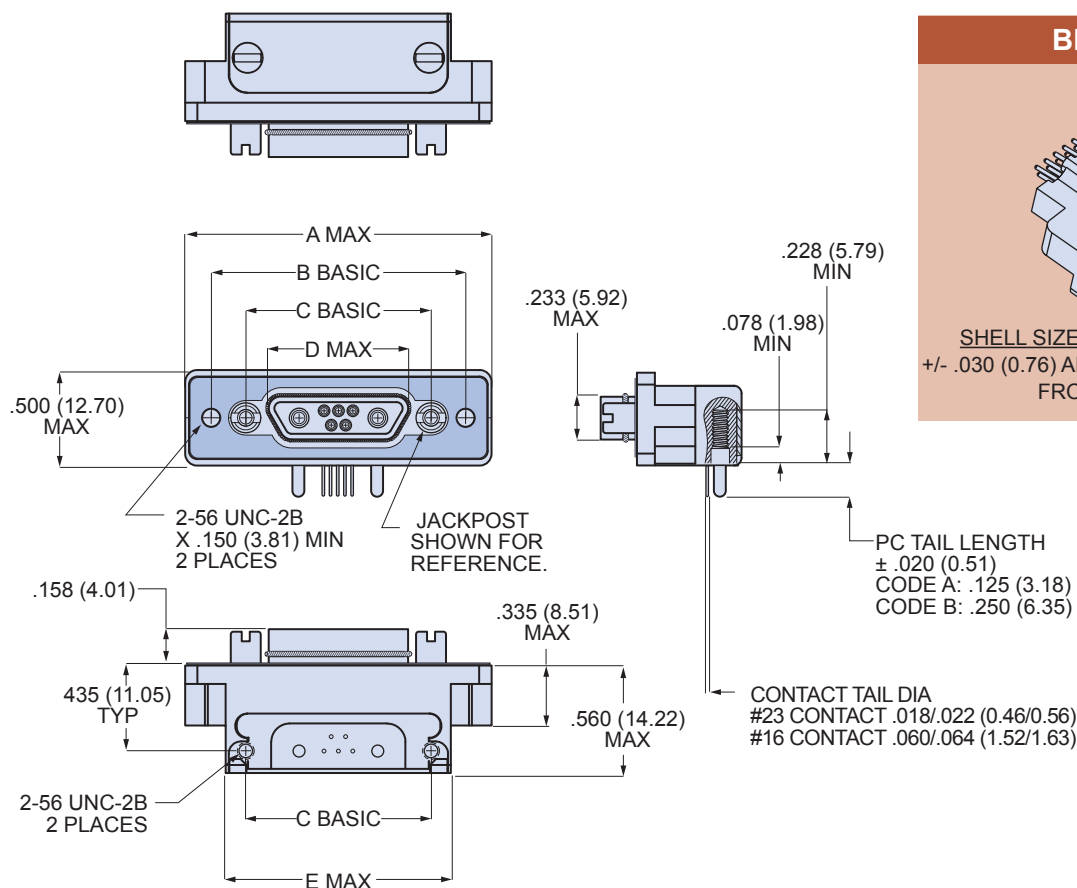
Dimensions in Inches (millimeters) are subject to change without notice.

G



790-037S Right Angle PCB Terminated Panel Mount Plugs, Socket Contacts Dimensions

790-037S Shell Sizes A-F, J and K Dimensions



BLIND MATE

SHELL SIZES A, B, C, D, E, F, G, J, K
+/- .030 (0.76) ALLOWABLE MISALIGNMENT
FROM CENTERLINE

790-037S SHELL SIZES A-F, J AND K

Shell Size	A Max.		B Basic		C Basic		D Max.		E Max.	
	In.	mm.	In.	mm.	In.	mm.	In.	mm.	In.	mm.
A	1.211	30.76	.925	23.50	.565	14.35	.335	8.51	.805	20.45
B	1.361	34.57	1.075	27.31	.715	18.16	.485	12.32	.955	24.26
C	1.511	38.38	1.225	31.12	.865	21.97	.635	16.13	1.105	28.07
D	1.611	40.92	1.325	33.66	.965	24.51	.735	18.67	1.205	30.61
E	1.761	44.73	1.475	37.47	1.115	28.32	.885	22.48	1.355	34.42
F	1.911	48.54	1.625	41.28	1.265	32.13	1.035	26.29	1.505	38.23
J	2.261	57.43	1.975	50.17	1.615	41.02	1.380	35.05	1.855	47.12
K	2.661	67.59	2.375	60.33	2.015	51.18	1.783	45.29	2.255	57.28

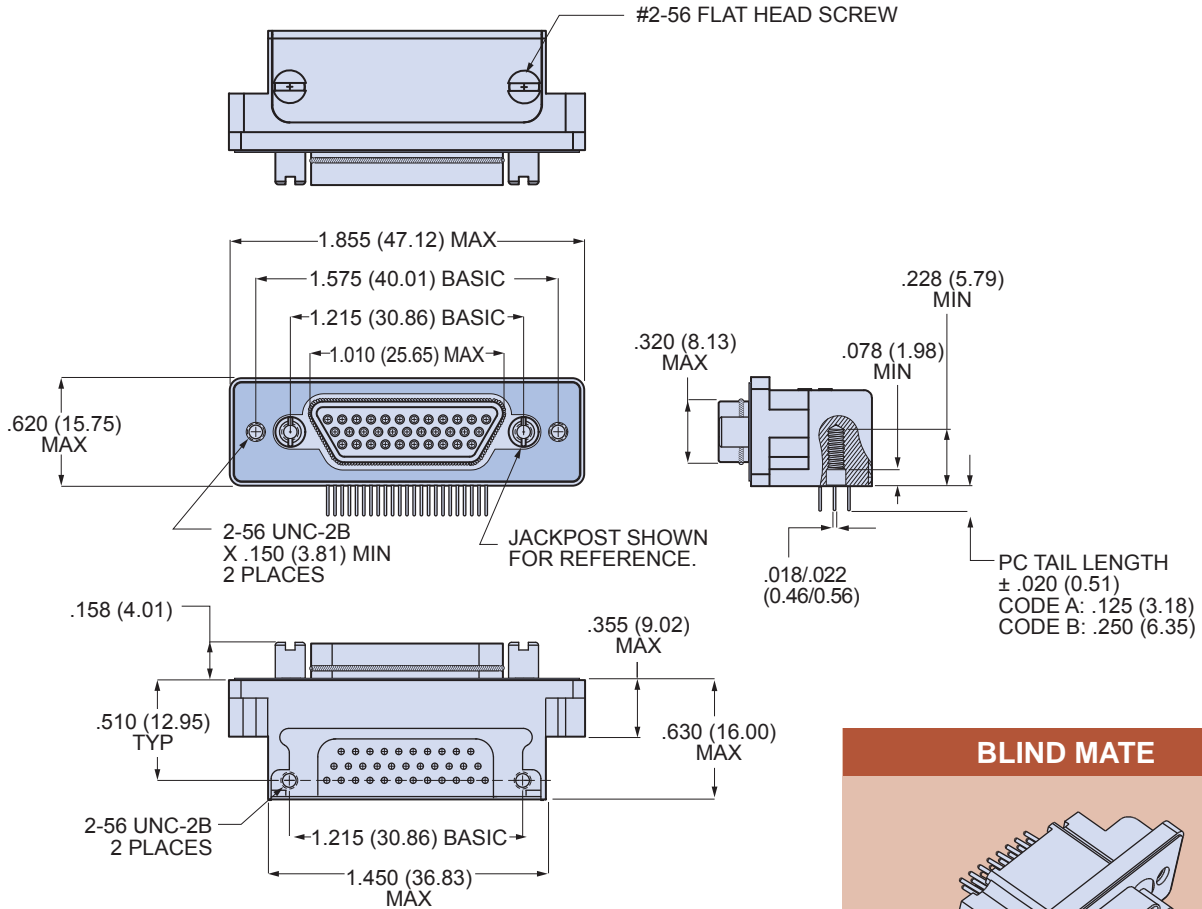
Dimensions in Inches (millimeters) are subject to change without notice.

790-037S
Right Angle PCB Terminated
Panel Mount Plugs, Socket Contacts
Dimensions



Series 79
 90° PCB
 Connectors

790-037S Shell Size G Dimensions



BLIND MATE

SHELL SIZES A, B, C, D, E, F, G, J, K
 +/- .030 (0.76) ALLOWABLE MISALIGNMENT FROM CENTERLINE

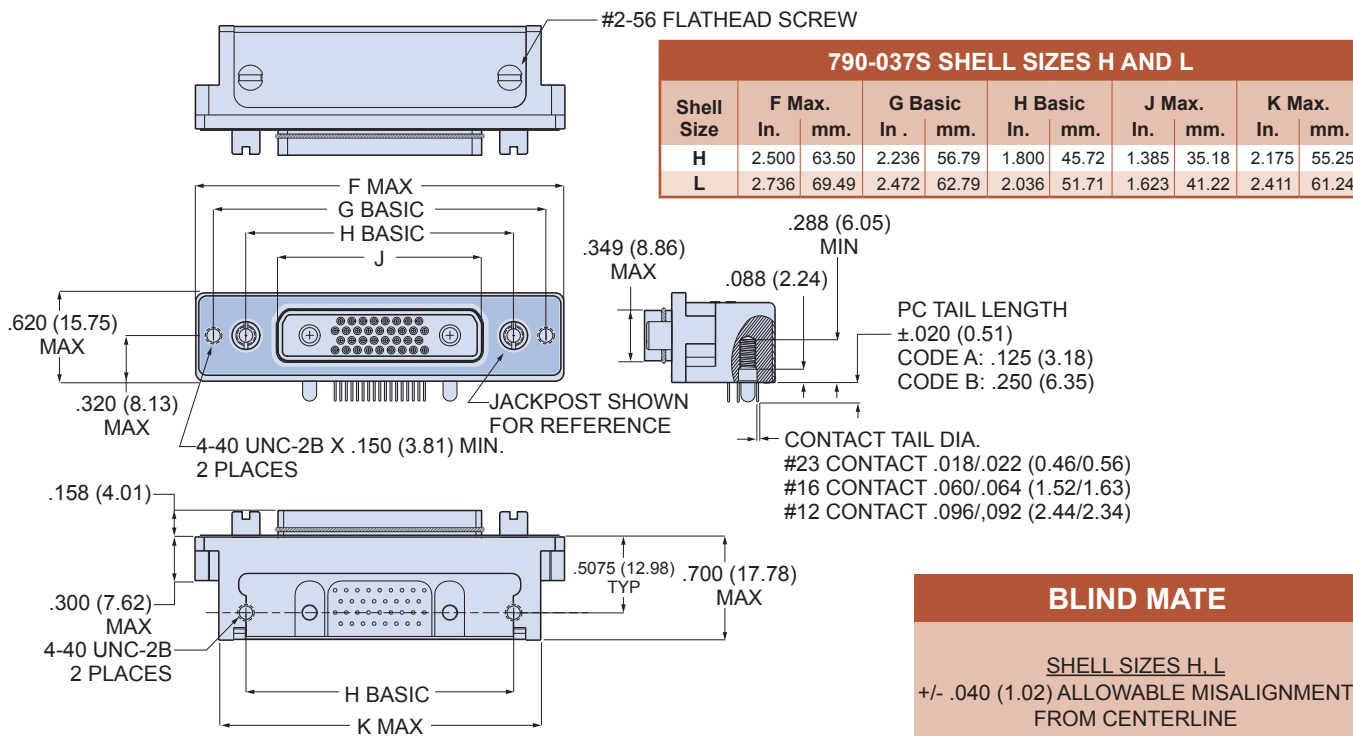


Dimensions in Inches (millimeters) are subject to change without notice.

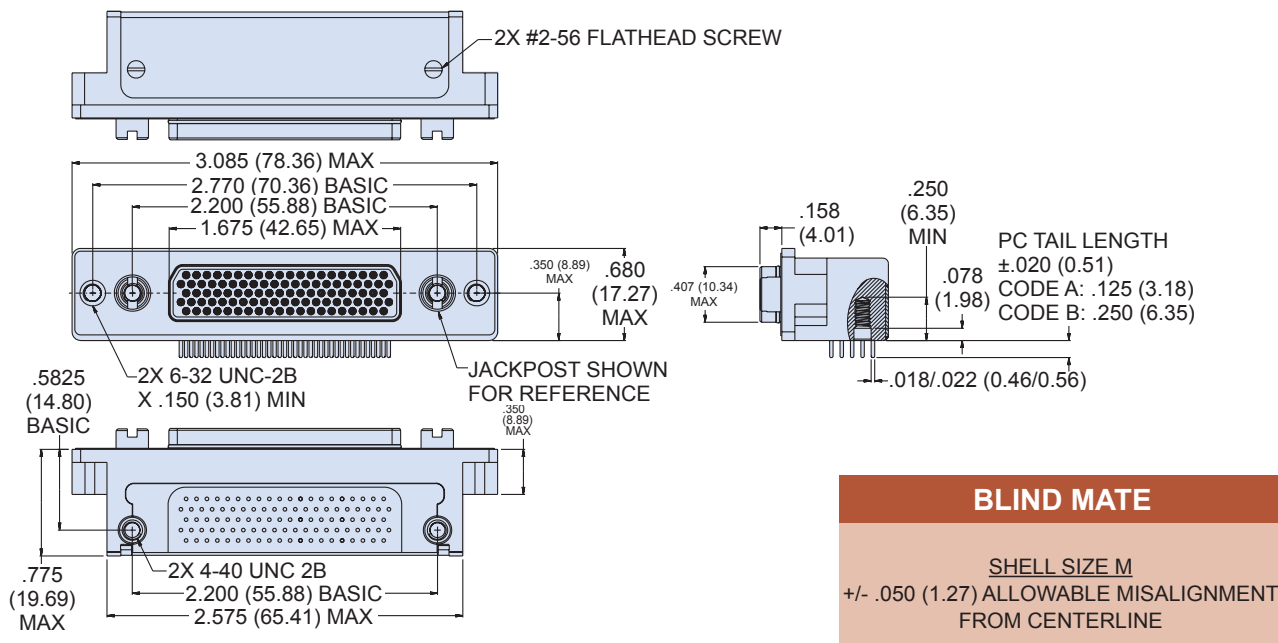


790-037S Right Angle PCB Terminated Panel Mount Plugs, Socket Contacts Dimensions

790-037S Shell Sizes H and L Dimensions



790-037S Shell Size M Dimensions



Dimensions in Inches (millimeters) are subject to change without notice.

X-ON Electronics

Largest Supplier of Electrical and Electronic Components

Click to view similar products for [D-Sub Micro-D Connectors](#) category:

Click to view products by [Glenair](#) manufacturer:

Other Similar products are found below :

[M243082311F](#) [M2430834F](#) [M24308/4-6F](#) [65-1920-15](#) [M83513/01-HN](#) [M83513/03-A10N](#) [M83513/03-B14C](#) [M83513/03-D09C](#) [M83513/03-D11N](#) [M83513/03-G02N](#) [M83513/03-G05N](#) [M83513/03-G08C](#) [M83513/03-G09N](#) [M83513/03-G12N](#) [M83513/03-H13N](#) [M83513/04-E15N](#) [M83513/04-G04C](#) [M83513/10-E01NP](#) [M83513/13-B01NP](#) [M83513/13-C01NN](#) [M83513/16-A01CP](#) [M83513/22-D01NP](#) [M83513/25-B01NP](#) [6R2004A30F015](#) [6R4006A28A120](#) [703006A13F060](#) [704002A03F200](#) [705001A13F120](#) [7-1532020-5](#) [748567-1-P](#) [MDB1-31SH003](#) [MDM-15PBS-L58](#) [MDM-15PCBRM7T](#) [MDM-15PH003B-A174](#) [75-068624-59S](#) [MDM-15PH034B](#) [MDM-15SH001L](#) [MDM-15SH004B](#) [MDM-21PH003K](#) [MDM-25PH003B-A174](#) [MDM-25PHW01F-A174](#) [MDM-37PH006L-A174](#) [MDM-37PH048M5-A174](#) [MDM-37SCBRP-A174](#) [MDM-51PBS-L56](#) [MDM-51PSF](#) [MDM-51SH003M7](#) [MDM-51SSM7-A174](#) [MDM-9PBSP-L58](#) [MDM-9PH003M7](#)