



# Series 800 Mighty Mouse UN Mating Thread Plug

## 800-006 Thru 800-009 Ordering Information



**Glenair's Smallest Mighty Mouse Connector** has compact size and rugged design for hostile environments. UN mating thread. Connector shells are machined aluminum or stainless steel. Supplied with crimp contacts, packaged separately. Terminate contacts with standard M22520 tools. Metal clips inside the connector body lock contact into place. Contacts are removable. Fluorosilicone seals and rear grommet protect connector from water ingress. Choose hex or knurled coupling nut. Terminate cable shield directly to connector body with Band-Master™ ATS strap, or choose rear accessory thread to attach optional cable clamp or backshell. Available in shell sizes 5 through 12 in 36 contact arrangements.

C

How To Order						
<b>Sample Part Number</b>	<b>800-006</b>	<b>-06</b>	<b>M</b>	<b>6-7</b>	<b>P</b>	<b>N</b>
<b>Series (See Table I)</b>	<p><b>800-006</b> = Hex Plug with Banding Platform  <b>800-007</b> = Hex Plug with Accessory Thread  <b>800-008</b> = Plug with Band Platform  <b>800-009</b> = Plug with Accessory Thread</p>					
<b>Shell Style</b>	<p><b>-06</b> = Standard Coupling Nut  <b>-16</b> = Coupling Nut with Anti-Decoupling Wave Spring</p>					
<b>Shell Material and Finish</b>	<p><b>C</b> = Aluminum / Black Anodize (Non-Conductive) RoHS Compliant  <b>M</b> = Aluminum / Electroless Nickel RoHS Compliant  <b>NF</b> = Aluminum / Cadmium with Olive Drab Chromate  <b>ZNU</b> = Aluminum / Zinc-Nickel with Black Chromate  <b>MT</b> = Aluminum / Nickel-PTFE RoHS Compliant  <b>Z1</b> = Stainless Steel / Passivated RoHS Compliant</p>					
<b>Shell Size - Insert Arrangement</b>	See Contact Arrangements page C-2					
<b>Contact Type</b>	<p><b>Connector supplied with crimp contacts</b></p> <p><b>P</b> = Pin <b>S</b> = Socket</p>	<p><b>Connector supplied without contacts</b></p> <p><b>A</b> = Pin Connector <b>B</b> = Socket Connector</p>	<p><b>Connector supplied with 30 AWG crimp contacts</b></p> <p><b>G</b> = Pin <b>H</b> = Socket</p>			
<b>Shell Key Positions (See Table II)</b>	<b>N</b> = Normal <b>X</b> = Pos. X <b>Y</b> = Pos. Y <b>Z</b> = Pos. Z					

Table I: Series			
<b>800-006</b> Hex Plug with Banding Platform	<b>800-007</b> Hex Plug with Accessory Thread	<b>800-008</b> Knurled Round Plug with Band Platform	<b>800-009</b> Knurled Round Plug with Accessory Thread

Dimensions in Inches (millimeters) are subject to change without notice.

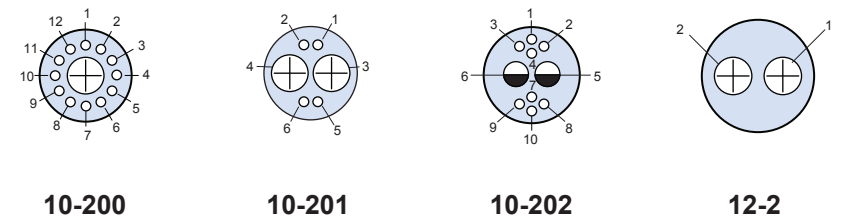
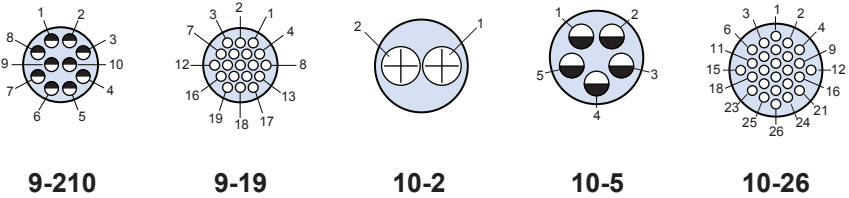
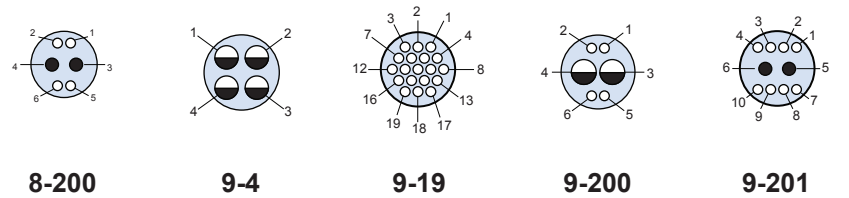
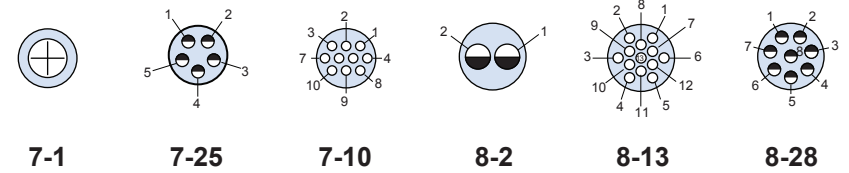
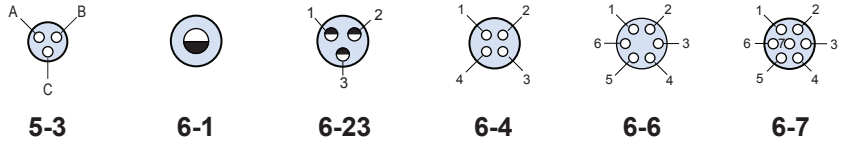


# Series 800 Mighty Mouse with UN Mating Thread Contact Arrangements, Keyway Positions and Jam Nut Panel Cutout Dimensions

C

Contact Arrangements					
Contact Arr.	No. of Contacts				
	#23	#20	#20HD	#16	#12*
5-3	3				
6-1				1	
6-23			3		
6-4	4				
6-6	6				
6-7	7				
7-1					1
7-25			5		
7-10	10				
8-2				2	
8-13	13				
8-28			8		
8-200	4	2			
9-4				4	
9-210			10		
9-19	19				
9-200	4			2	
9-201	8	2			
10-2					2
10-5				5	
10-26	26				
10-200	12				1
10-201	4				2
10-202	8			2	
12-2					2
12-3					3
12-7				7	
12-220			20		
12-37	37				
12-200	6				2
12-201	10				2
12-202	20				
12-203	12				
12-204	12				2
12-205	4				4

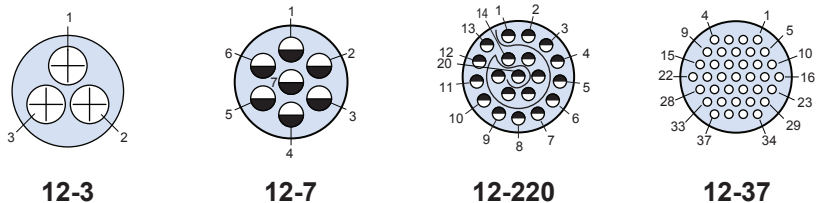
## Mating Face View of Pin Connector (socket connector numbers are reversed)



\*Arrangements with #12 contacts available with keyed Twinax contacts. Use mode code -688

### Contact Legend

#23◉ #20HD◉ #20● #16◐ #12⊕



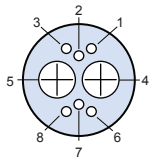
Dimensions in Inches (millimeters) are subject to change without notice.

# Series 800 Mighty Mouse with UN Mating Thread Contact Arrangements, Keyway Positions and Jam Nut Panel Cutout Dimensions

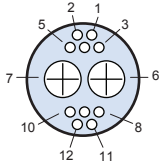


Series 800

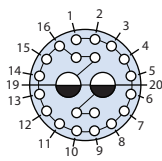
## Mating Face View of Pin Connector (socket connector numbers are reversed)



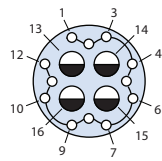
12-200



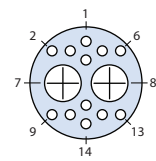
12-201



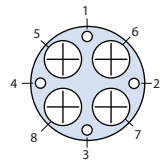
12-202



12-203



12-204



12-205

					Series 800 Key Positions	
Shell Size	N	X	Y	Z		
5	150°	140°	130°	120°		
6						
7						
8						
9						
10						
12						
<p><b>Shell size 5 and 6:</b> master key is located at top dead center for normal (N) position.</p> <p><b>Shell size 7 thru 12:</b> master key is rotated 90° from TDC for normal position.</p>					Shell Size 5 and 6 Key Position	Shell Size 7 thru 12 Key Position

C

Jam Nut Panel Cut Out					
Shell Size	Ø M		N Flat		
	in	mm	in	mm	
5	.318	8.08	.302/.298	7.67/7.56	
6	.386	9.80	.365/.361	9.27/9.17	
7	.449	11.40	.429/.424	10.90/10.77	
8	.510	12.95	.486/.482	12.34/12.24	
9	.574	14.58	.543/.539	13.79/13.69	
10	.635	16.13	.617/.613	15.67/15.57	
12	.760	19.30	.725/.721	18.41/18.31	

Dimensions in Inches (millimeters) are subject to change without notice.

## X-ON Electronics

Largest Supplier of Electrical and Electronic Components

*Click to view similar products for [Circular MIL Spec Connector](#) category:*

*Click to view products by [Glenair](#) manufacturer:*

Other Similar products are found below :

[0025-262-542](#) [0025-264-3014](#) [58-570121-04S](#) [0134-202-1200](#) [0134-207-1206](#) [0134-207-1800](#) [0134-207-2207](#) [0134-213-0806](#) [0134-213-1007](#) [0134-213-1009](#) [0134-213-1208](#) [0134-213-1800](#) [0134-213-2209](#) [0025-258-000](#) [015-9516-002](#) [60-042722-19P](#) [0114-201-1278](#) [602GB06EG24-61SN](#) [0134-201-1207](#) [0134-201-1806](#) [0134-201-2006](#) [0134-201-2007](#) [0134-201-2010](#) [0134-202-1400](#) [0134-207-0809](#) [0134-207-1208](#) [0134-207-2009](#) [0134-213-1006](#) [6104-207-2302](#) [6104-208-1902](#) [6131-202-19149P](#) [6131-204-21149P](#) [6131-207-13149P](#) [6131-208-13149P](#) [6131-209-17149P](#) [6131-210-11149P](#) [6131-211-19149P](#) [6131-216-19149P](#) [6131-220-25149P](#) [6131-259-11149P](#) [6131-259-21149P](#) [6131-259-23149P](#) [6131-263-19149P](#) [6131-265-17149P](#) [6131-265-19149P](#) [CS3102A-20-15P](#) [CS3102A-20-15S](#) [CS3102C18-4P-472](#) [CS3106A-20-29P](#) [CS3106A-20-74P](#)