

## Series 801 Receptacles – Crimp Termination



**In-Line**  
801-009-01



**Rear Panel Jam Nut Mount**  
801-009-07



**Square Flange Mount**  
801-009-02

**Integral Band Platform** for direct attachment of a cable shield using a **BAND-IT®** strap. Install a boot, or overmold onto the band platform. An accessory thread is available for attaching strain reliefs and backshells.

**Three Shell Options:** Jam nut with o-ring for rear panel mounting, square flange or in-line receptacle for free-hanging cables.

### HOW TO ORDER

Sample Part Number

**801-010**

**-02**

**Z1**

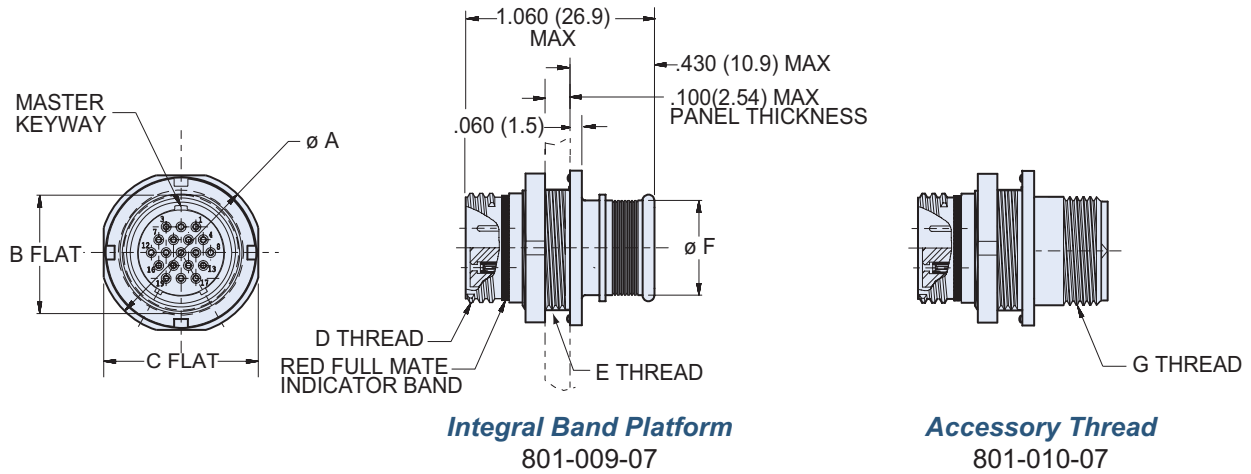
**16-55**

**S**

**A**

Series	Shell Style	Shell Material / Finish	Shell Size- Insert Arrangement	Contact Type	Shell Key Position
<p><b>801-009</b> Receptacle with Banding Platform</p>	<p><b>-01</b> In-Line</p>	<p><b>C</b> Aluminum / Black Anodize</p> <p><b>M</b> Aluminum / Electroless Nickel</p> <p><b>NF</b> Aluminum / Cadmium with Olive Drab Chromate</p> <p><b>ZN</b> Aluminum / Zinc-Nickel with Olive Drab Chromate</p> <p><b>ZNU</b> Aluminum / Zinc-Nickel with Black Chromate</p> <p><b>Z1</b> Stainless Steel / Passivated</p>	<p><b>5-3</b>    3 #23</p> <p><b>6-1</b>    1 #16</p> <p><b>6-4</b>    4 #23</p> <p><b>6-7</b>    7 #23</p> <p><b>7-1</b>    1 #12</p> <p><b>7-10</b>   10 #23</p> <p><b>8-13</b>   13 #23</p> <p><b>9-4</b>    4 #16</p> <p><b>9-19</b>   19 #23</p> <p><b>10-26</b>   26 #23</p> <p><b>13-2</b>    2 #12</p> <p><b>13-37</b>   37 #23</p> <p><b>16-55</b>   55 #23</p> <p><b>17-85</b>   85 #23</p> <p>#23 contacts are packaged with connectors. #16 and #12 contacts must be ordered separately.</p>	<p>Standard #23 contacts accept #22 through #28 AWG wire. Use the following contact codes to specify these contacts:</p> <p><b>P</b> Pin</p> <p><b>S</b> Socket</p> <p>Special contacts for #26 to #30 AWG are also available. Use the following contact codes to specify these contacts:</p> <p><b>G</b> Pin</p> <p><b>H</b> Socket</p>	<p><b>A</b> Normal</p> <p>Alternate Key Positions:</p> <p><b>B</b></p> <p><b>C</b></p> <p><b>D</b></p>
<p><b>801-010</b> Receptacle with Accessory Thread</p>	<p><b>-02</b> Square Flange for Front or Rear Mounting</p> <p><b>-07</b> Jam Nut for Rear</p>				

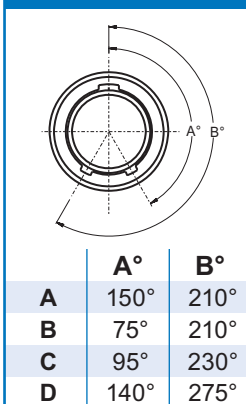
## Series 801 Jam Nut Crimp Receptacle



### DIMENSIONS

Shell Size	Ø A		B Flat		C Flat		D Thread	E Thread UN-2A	Ø F		G Thread UN-2A
	In.	mm.	In.	mm.	In.	mm.			In.	mm.	
5	.575	14.61	.350	8.89	.545	13.84	.3125-.05P-.1L-2A	.375-28	.245	6.22	.250-32
6	.635	16.13	.410	10.41	.595	15.11	.375-.05P-.1L-2A	.4375-28	.290	7.37	.3125-32
7	.755	19.18	.536	13.61	.723	18.36	.4375-.05P-.1L2A	.5625-32	.390	9.91	.4375-28
8	.755	19.77	.536	13.61	.723	18.36	.5000-.05P-.1L-2A	.5625-32	.445	11.30	.5000-28
9	.830	21.08	.596	15.14	.790	20.07	.5625-.05P-.1L-2A	.625-28	.500	12.70	.5625-24
10	.890	22.61	.658	16.71	.855	21.72	.6250-.05P-.1L-2A	.6875-28	.560	14.22	.6250-24
13	1.078	27.38	.845	21.46	1.044	26.52	.8125-.1P-.2L-2A	.875-28	.650	16.51	.6875-24
16	1.264	32.11	1.022	25.96	1.230	31.24	1.000-.1P-.2L-2A	1.0625-20	.805	20.45	.9375-20
17	1.325	33.66	1.096	27.84	1.290	32.77	1.062-.1P-.2L-2A	1.125-28	.850	21.59	.9375-20

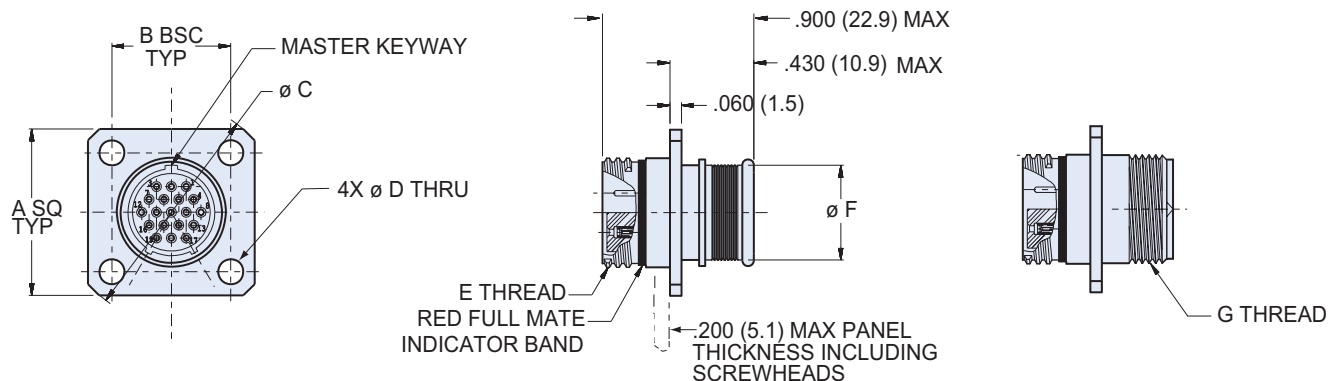
### KEY POSITIONS



### SERIES 801 JAM NUT PANEL CUTOUT

Shell Size	A Flat		Ø B	
	In. ± .002	mm. ± 0.05	In.	mm.
5	.360	9.14	.385	9.78
6	.420	10.67	.448	11.37
7	.551	14.00	.573	14.55
8	.551	14.00	.573	14.55
9	.609	15.47	.635	16.13
10	.671	17.04	.698	17.73
13	.859	21.82	.885	22.48
16	1.038	26.37	1.075	27.31
17	1.111	28.22	1.135	28.83

## Series 801 Square Flange Crimp Receptacle



**Integral Band Platform**  
801-009-02

**Accessory Thread**  
801-010-02

### DIMENSIONS

Shell Size	A		B BSC		Ø C		Ø D		E Thread	Ø F		G Thread UNEF-2A
	In.	mm.	In.	mm.	In.	mm.	±.003	±.08		In.	mm.	
5	.530	13.46	.363	9.22	.680	17.27	.093	2.36	.3125-.05P-.1L-2A	.245	6.22	.250-32
6	.590	14.99	.423	10.74	.750	19.05	.093	2.36	.375-.05P-.1L-2A	.290	7.37	.3125-32
7	.650	16.51	.483	12.27	.850	21.59	.093	2.36	.4375-.05P-.1L-2A	.390	9.91	.4375-28
8	.712	18.08	.545	13.84	.938	23.83	.093	2.36	.5000-.05P-.1L-2A	.445	11.30	.5000-28
9	.850	21.59	.607	15.42	1.125	28.58	.128	3.25	.5625-.05P-.1L-2A	.500	12.70	.5625-24
10	.890	22.61	.670	17.02	1.188	30.18	.128	2.25	.6250-.05P-.1L-2A	.560	14.22	.6250-24
13	1.030	26.16	.812	20.62	1.375	34.93	.128	3.25	.8125-.1P-.2L-2A	.650	16.51	.6875-24
16	1.219	30.96	.981	24.92	1.625	41.28	.128	3.25	1.000-.1P-.2L-2A	.805	20.45	.9375-20
17	1.280	32.51	1.060	26.92	1.700	43.18	.128	3.25	1.062-.1P-.2L-2A	.850	21.59	.9375-20

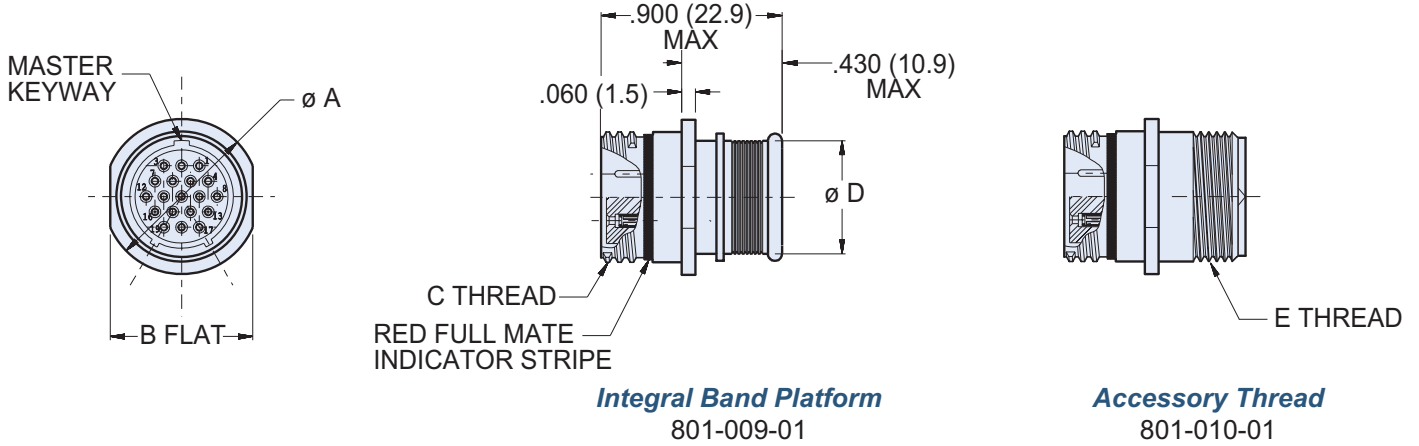
### SERIES 801 PANEL CUTOUT

Shell Size	Ø A		Ø B		Ø C	
	In.	mm.	In.	mm.	In.	mm.
5	.330	8.38	.363	9.22	.093	2.36
6	.390	9.91	.423	10.74	.093	2.36
7	.450	11.43	.483	12.27	.093	2.36
8	.510	12.95	.545	13.84	.093	2.36
9	.575	14.61	.607	15.42	.128	3.25
10	.640	16.26	.670	17.02	.128	3.25
13	.825	20.96	.812	20.65	.128	3.25
16	1.015	25.78	.981	24.92	.128	3.25
17	1.075	27.31	1.060	26.92	.128	3.25

### KEY POSITIONS

	A°	B°
A	150°	210°
B	75°	210°
C	95°	230°
D	140°	275°

## Series 801 In-Line Crimp Receptacles



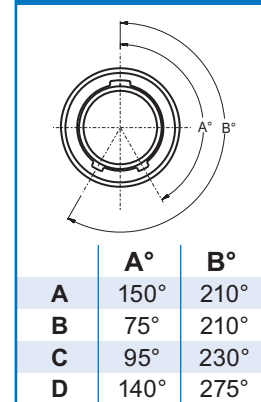
**Integral Band Platform**  
801-009-01

**Accessory Thread**  
801-010-01

### DIMENSIONS

Shell Size	Ø A		B Flat		C Thread	Ø D		E Thread UNEF-2A
	In.	mm.	In.	mm.		In.	mm.	
5	.355	9.02	.325	8.13	.3125-.05P-.1L-2A	.245	6.22	.250-32
6	.415	10.54	.385	9.78	.375-.05P-.1L-2A	.290	7.37	.3125-32
7	.480	12.19	.445	11.30	.4375-.05P-1L2A	.390	9.91	.4375-28
8	.540	13.72	.510	12.95	.5000-.05P-1L2A	.445	11.30	.5000-28
9	.605	15.37	.575	14.61	.5625-.05P-.1L-2A	.500	12.70	.5625-24
10	.665	16.89	.635	16.13	.6250-.05P-1L2A	.560	14.22	.6250-24
13	.855	21.72	.825	20.96	.8125-.1P-.2L-2a	.650	16.51	.6875-24
16	1.040	26.42	1.010	25.65	1.000-.1P-.2L-2A	.805	20.44	.9375-20
17	1.110	28.19	1.070	27.18	1.062-.1P-.2L-2A	.850	21.59	.9375-20

### KEY POSITIONS



## X-ON Electronics

Largest Supplier of Electrical and Electronic Components

*Click to view similar products for [Standard Circular Connector](#) category:*

*Click to view products by [Glenair](#) manufacturer:*

Other Similar products are found below :

[C015](#) [10F006](#) [001](#) [1](#) [5M2530B10P](#) [600247N007](#) [600259N006](#) [600273N007](#) [600432N009](#) [6280-2PG-519](#) [6280-3PG-311](#) [6280-3SG-311](#)  
[6280-7SG-3DC](#) [6280-7SG-522](#) [6282-5PG-311](#) [6282-6PG-519](#) [6282-8SG-311](#) [6283-11](#) [6283-15](#) [6290](#) [6293](#) [6382-2PG-311](#) [6382-2PG-3DC](#)  
[6382-2SG-321](#) [6382-2SG-3DC](#) [6382-4SG-516](#) [67-03E20-37P](#) [681-PMG](#) [CXS3102A14S2P](#) [CXS3102A181S](#) [CXS3106A14S6S](#) [MB12P-1](#)  
[MB12R-6](#) [7251-2PG-300](#) [7251-2SG-300](#) [7251-4PG-300](#) [7251-4SG-300](#) [7251-5PG-300](#) [7251-5SG-300](#) [7251-6SG-300](#) [7251-7PG-300](#) [7251-](#)  
[8PG-300](#) [7271-6SG-300](#) [7282-3PG-300-CH3](#) [73000005663](#) [75-190011-03P](#) [75-190216-08S](#) [75-190218-10P](#) [75-214636-52P](#) [75-474118-10P](#)  
[75-474211-03P](#) [75-474218-19S](#) [75-474618-01S](#)