


Series 801 "Mighty Mouse" Double-Start ACME Threads PCB Receptacle Ordering Information

801-011



Series 801 Printed
Circuit Board Receptacle

These receptacles feature a low profile shell for minimum protrusion inside enclosures. Contacts are non-removable. Connectors are backfilled with epoxy for a watertight seal.

Two Shell Styles: jam nut with o-ring for rear panel mounting, or square flange.

PCB Contacts feature gold-plated tails for solder termination to rigid or flexible circuits.

Solder Cup Contacts are factory-installed and fully sealed with epoxy.

HOW TO ORDER

Sample Part Number

801-011

-07

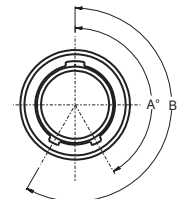
M

7-10

P

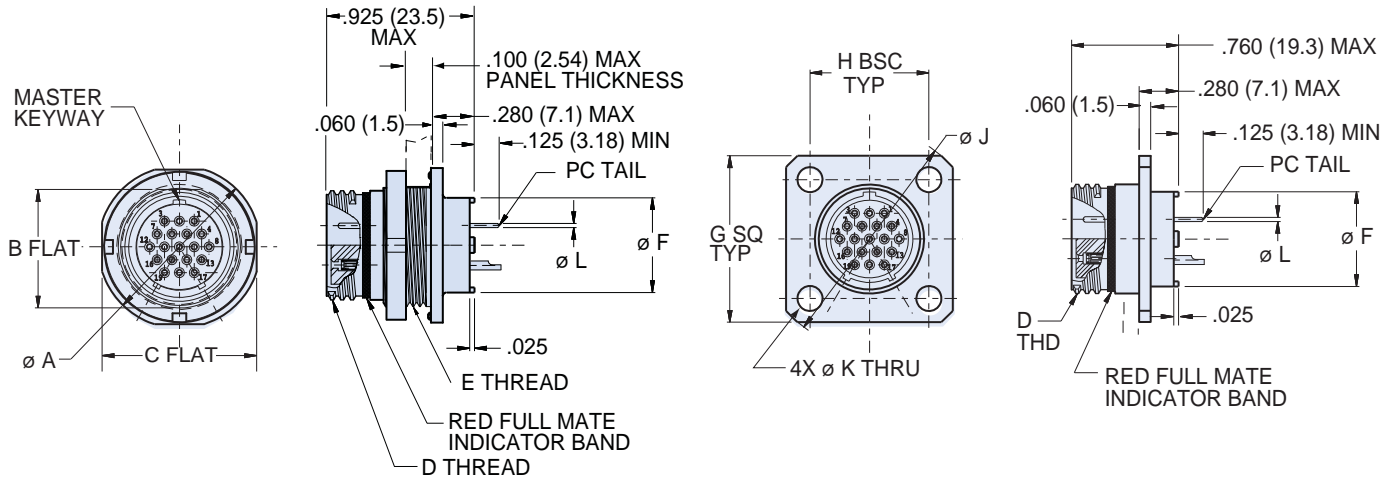
A

Series	Shell Style	Shell Material / Finish	Shell Size - Insert Arrangement					Contact Type	Shell Key Position																			
801-011 Receptacle for Solder Cup or PCB Termination	-02 Square Flange	C Aluminum / Black Anodize (Non-Conductive) RoHS Compliant	No. of Contacts					P Pin, PC Tail	A Normal																			
			Arr.	#23	#20	#16	#12			Alternate Key Positions: B C D E F																		
		-07 Jam Nut	M Aluminum / Electroless Nickel RoHS Compliant	5-3	3							S Socket, PC Tail																
			6-1			1					E Pin, Solder Cup																	
			6-4	4											F Socket, Solder Cup													
			6-7	7																								
			7-1				1																					
			7-10	10																								
			8-2			2																						
			8-13	13																								
			8-200	4	2																							
			9-4			4																						
	9-19		19																									
	9-200		4		2																							
	9-201	8	2																									
	10-5			5																								
	10-26	26																										
	10-200	12			1																							
	10-201	4			2																							
	10-202	8		2																								
	13-2				2																							
	13-3				3																							
	13-7			7																								
	13-37	37																										
13-200	6			2																								
13-201	10			2																								
16-5				5																								
16-12			12																									
16-55	55																											
17-7				7																								
17-14			14																									
17-85	85																											
21-12				12																								
21-22			22																									
21-130	130																											



	A°	B°
A	150°	210°
B	75°	210°
C	95°	230°
D	140°	275°
E	75°	275°
F	95°	210°

Series 801 Receptacles With PCB or Solder Cup Contacts



Jam Nut
801-011-07

Square Flange
801-011-02

DIMENSIONS

Shell Size	Ø A		B Flat		C Flat		D Thread	E Thread UN-2A	Ø F		G Max		H BSC		Ø J		Ø K		Ø L Tail Dia.
	In.	mm.	In.	mm.	In.	mm.			In.	mm.	In.	mm.	In.	mm.	In.	mm.	In.	mm.	
5	.575	14.61	.350	8.89	.545	13.84	.3125-.05P-.1L-2A	.3750-28	.244	6.20	.530	13.46	.363	9.22	.680	17.27	.093	2.36	#23
6	.635	16.13	.410	10.41	.595	15.11	.375-.05P-.1L-2A	.4375-28	.330	8.38	.590	14.99	.423	10.74	.750	19.05	.093	2.36	.018/.022 (0.46/0.56)
7	.755	19.18	.536	13.61	.723	18.36	.4375-.05P-.1L2A	.5625-32	.432	10.97	.650	16.51	.483	12.27	.850	21.59	.093	2.36	
8	.755	19.18	.563	14.30	.723	18.36	.5000-.05P-.1L-2A	.5625-32	.493	12.52	.712	18.08	.545	13.84	.938	23.83	.128	3.25	#16
9	.830	21.08	.596	15.14	.790	20.07	.5625-.05P-.1L-2A	.6250-28	.551	14.00	.850	21.59	.607	15.42	1.125	28.58	.128	3.25	.060/.064 (1.52/1.63)
10	.890	22.61	.658	16.71	.855	21.72	.6250-.05P-.1L-2A	.6875-28	.620	15.75	.890	22.61	.670	17.02	1.188	30.18	.128	3.25	
13	1.078	27.38	.845	21.46	1.044	26.52	.8125-.1P-.2L-2a	.875-28	.703	17.86	1.030	26.16	.812	20.62	1.375	34.93	.128	3.25	#12
16	1.264	32.11	1.022	25.96	1.230	31.24	1.000-.1P-.2L-2A	1.0625-20	.863	21.92	1.219	30.96	.981	24.92	1.625	41.28	.128	3.25	.092/.096 (2.34/2.44)
17	1.325	33.66	1.096	27.84	1.290	32.77	1.062-.1P-.2L-2A	1.125-28	.912	23.16	1.280	32.51	1.060	26.92	1.700	43.18	.128	3.25	

SERIES 801 PANEL CUTOUT

Shell Style	Shell Size	Ø A		Ø B		Ø C		D Flat		Ø E	
		In.	mm.	In.	mm.	In.	mm.	In.	mm.	In.	mm.
Shell Style 02 Square Flange	5	.330	8.38	.363	9.22	.093	2.36	.360	9.14	.385	9.78
	6	.390	9.91	.423	10.74	.093	2.36	.420	10.67	.448	11.37
	7	.450	11.43	.483	12.27	.093	2.36	.551	14.00	.573	14.55
	8	.510	12.95	.545	13.84	.093	2.36	.551	14.00	.573	14.55
	9	.575	14.61	.607	15.42	.128	3.25	.609	15.47	.635	16.13
	10	.640	16.26	.670	17.02	.128	3.25	.671	17.04	.698	17.73
	13	.825	20.96	.812	20.65	.128	3.25	.859	21.82	.885	22.48
Shell Style 07 Jam Nut	16	1.015	25.78	.981	24.92	.128	3.25	1.038	26.37	1.075	27.31
	17	1.075	27.31	1.060	26.92	.128	3.25	1.111	28.22	1.135	28.83

X-ON Electronics

Largest Supplier of Electrical and Electronic Components

Click to view similar products for [Standard Circular Connector](#) category:

Click to view products by [Glenair](#) manufacturer:

Other Similar products are found below :

[C015](#) [10F006](#) [001](#) [1](#) [5M2530B10P](#) [600247N007](#) [600259N006](#) [600273N007](#) [600432N009](#) [6280-2PG-519](#) [6280-3PG-311](#) [6280-3SG-311](#)
[6280-7SG-3DC](#) [6280-7SG-522](#) [6282-5PG-311](#) [6282-6PG-519](#) [6282-8SG-311](#) [6283-11](#) [6283-15](#) [6290](#) [6293](#) [6382-2PG-311](#) [6382-2PG-3DC](#)
[6382-2SG-321](#) [6382-2SG-3DC](#) [6382-4SG-516](#) [67-03E20-37P](#) [681-PMG](#) [CXS3102A14S2P](#) [CXS3102A181S](#) [CXS3106A14S6S](#) [MB12P-1](#)
[MB12R-6](#) [7251-2PG-300](#) [7251-2SG-300](#) [7251-4PG-300](#) [7251-4SG-300](#) [7251-5PG-300](#) [7251-5SG-300](#) [7251-6SG-300](#) [7251-7PG-300](#) [7251-](#)
[8PG-300](#) [7271-6SG-300](#) [7282-3PG-300-CH3](#) [73000005663](#) [75-190011-03P](#) [75-190216-08S](#) [75-190218-10P](#) [75-214636-52P](#) [75-474118-10P](#)
[75-474211-03P](#) [75-474218-19S](#) [75-474618-01S](#)