

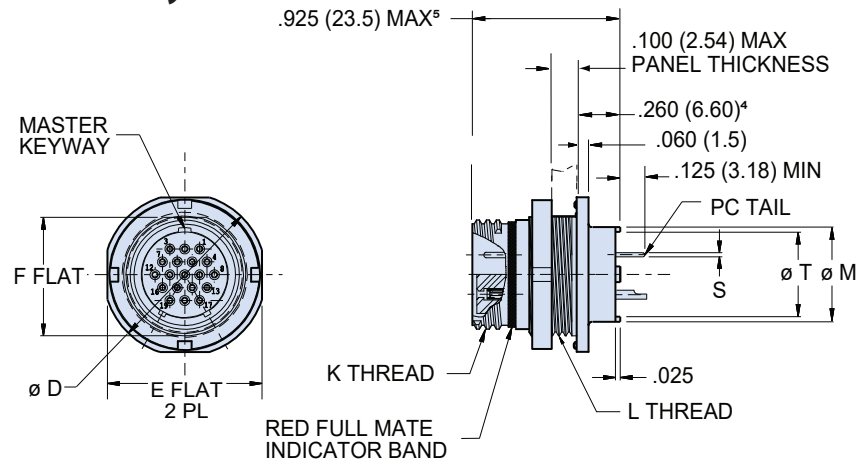
Series 801 Mighty Mouse Double-Start ACME Thread Receptacle with PC Tails or Solder Cups

801-011 and 801-033 Dimensions

Jam-nut mount receptacle - shell style 07

Jam-Nut 801-011-07

PC Tail Dimensions	
Contact Size	Ø S
#23	Ø .018/.022
#20	Ø .028/.024
#16	Ø .060/.064
#12	Ø .092/.096

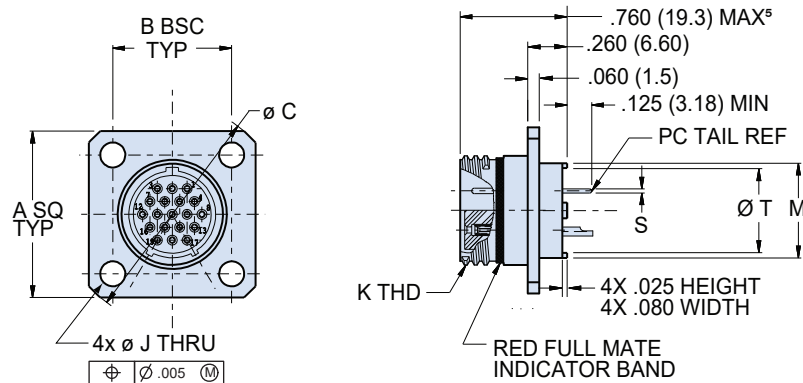


Square flange mount receptacle - shell style 02

D

Square Flange 801-011-02

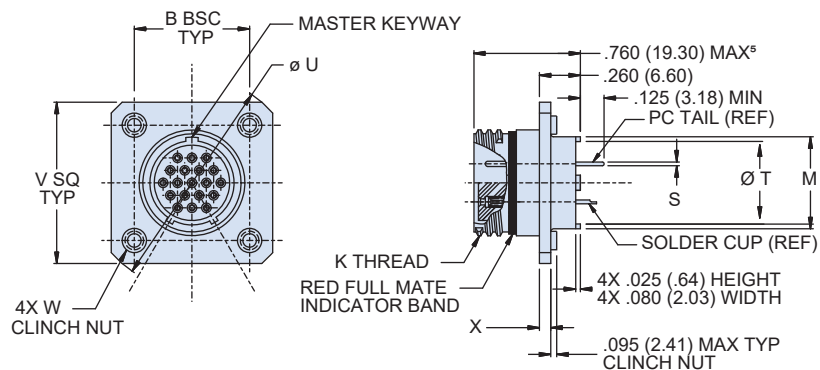
PC Tail Dimensions	
Contact Size	Ø S
#23	Ø .018/.022
#20	Ø .028/.024
#16	Ø .060/.064
#12	Ø .092/.096



Square flange mount receptacle - shell style 12 and 22

Square Flange 801-011-12 and -22

PC Tail Dimensions	
Contact Size	Ø S
#23	Ø .018/.022
#20	Ø .028/.024
#16	Ø .060/.064
#12	Ø .092/.096



Dimensions in Inches (millimeters) are subject to change without notice.

Series 801 Mighty Mouse Double-Start ACME Thread Receptacle with PC Tails or Solder Cups

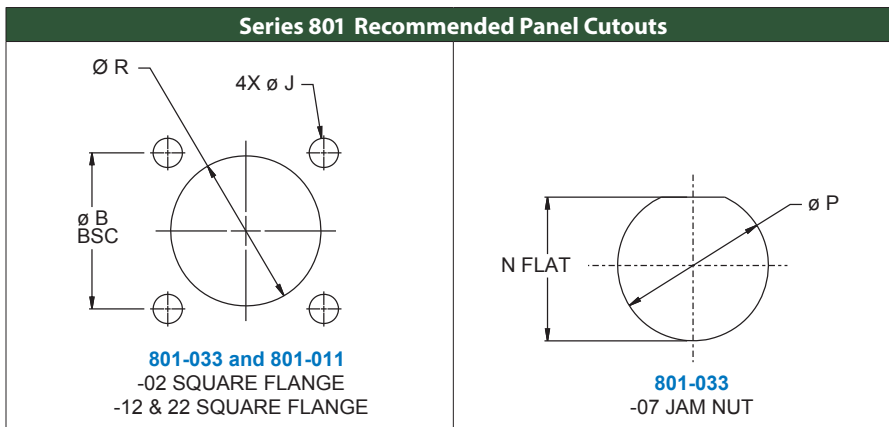
801-011 and 801-033 Dimensions



Series 801

Dimensions									
Shell Size	A Sq	B Bsc	Ø C	Ø D	E Flat	F Flat	J Holes	K Thread	L Thread
5	.530 (13.46)	.363 (9.22)	.680 (17.27)	.575 (14.60)	.545 (13.84)	.350 (8.89)	.096 (2.44) .091 (2.31)	.3125-.05P-.1L-2A	.3750-28 UN-2A
6	.590 (14.99)	.423 (1.74)	.750 (19.05)	.635 (16.13)	.595 (15.11)	.410 (1.41)		.3750-.05P-.1L-2A	.4375-28 UNEF-2A
7	.650 (16.51)	.483 (12.27)	.850 (21.59)	.755 (19.18)	.723 (18.36)	.536 (13.61)		.4375-.05P-.1L-2A	.5625-32 UN-2A
8	.712 (18.08)	.545 (13.84)	.938 (23.83)	.755 (19.18)	.723 (18.36)	.536 (13.61)	.130 (3.30) .126 (3.11)	.5000-.05P-.1L-2A	.5625-32 UN-2A
9	.850 (21.59)	.607 (15.42)	1.125 (28.58)	.830 (21.08)	.790 (2.07)	.596 (15.14)		.5625-.05P-.1L-2A	.6250-28 UN-2A
10	.890 (22.61)	.670 (17.02)	1.188 (3.18)	.890 (22.61)	.855 (21.72)	.658 (16.71)		.6250-.05P-.1L-2A	.6875-28 UN-2A
11	.935 (23.75)	.715 (18.16)	1.250 (31.75)	.960 (24.38)	.925 (23.50)	.718 (18.24)		.6875-.05P-.1L-2A	.7500-28 UN-2A
13	1.030 (26.16)	.812 (2.62)	1.375 (34.92)	1.078 (27.38)	1.044 (26.52)	.845 (21.46)		.8125-.1P-.2L-2A	.8750-28 UN-2A
16	1.219 (3.96)	.981 (24.92)	1.625 (41.28)	1.265 (32.13)	1.230 (31.24)	1.022 (25.96)		1.0000-.1P-.2L-2A	1.0625-20 UN-2A
17	1.280 (32.51)	1.060 (26.92)	1.700 (43.18)	1.325 (33.65)	1.290 (32.77)	1.096 (27.84)		1.0625-.1P-.2L-2A	1.1250-28 UN-2A
19	1.432 (36.37)	1.191 (3.25)	1.900 (48.26)	1.450 (36.83)	1.415 (35.94)	1.225 (31.12)		1.1875-.1P-.2L-2A	1.2500-28 UN-2A
21	1.565 (39.75)	1.322 (33.58)	2.100 (53.34)	1.625 (41.28)	1.577 (4.06)	1.345 (34.16)		1.3125-.1P-.2L-2A	1.3750-28 UN-2A

Dimensions (Continued)										
Shell Size	L Thread	Ø M	Ø T	N Flat ± .002 (0.05)	Ø P +.005 (+.13) -.000 (-.00)	Ø R ±.005 (.13)	Ø U	V Sq	W Clinch Nuts	X
5	.3750-28 UN-2A	.244 (6.20)	.175 (4.44)	.356 (9.04)	.380 (9.65)	.328 (8.33)	.774 (19.66)	.623 (15.82)	2-56	.030 (.76)
6	.4375-28 UNEF-2A	.330 (8.38)	.238 (6.05)	.416 (10.57)	.443 (11.25)	.390 (9.91)	.860 (21.84)	.683 (17.35)		
7	.5625-32 UN-2A	.432 (10.97)	.327 (8.31)	.542 (13.77)	.567 (14.40)	.453 (11.51)	.944 (23.98)	.743 (18.87)		
8	.5625-32 UN-2A	.493 (12.52)	.388 (9.86)	.542 (13.77)	.567 (14.40)	.515 (13.08)	1.032 (26.21)	.805 (20.45)	4-40	.060 (1.52)
9	.6250-28 UN-2A	.551 (14.00)	.446 (11.33)	.602 (15.29)	.630 (16.00)	.578 (14.68)	1.180 (29.97)	.927 (23.55)		
10	.6875-28 UN-2A	.620 (15.75)	.516 (13.11)	.666 (16.92)	.693 (17.60)	.640 (16.26)	1.268 (32.21)	.990 (25.15)		
11	.7500-28 UN-2A	.662 (16.81)	.557 (14.15)	.730 (18.54)	.755 (19.18)	.703 (17.86)	1.331 (33.81)	1.035 (26.29)		
13	.8750-28 UN-2A	.703 (17.86)	.599 (15.21)	.851 (21.62)	.880 (22.35)	.828 (21.03)	1.470 (37.34)	1.132 (28.75)		
16	1.0625-20 UN-2A	.863 (21.92)	.759 (19.28)	1.028 (26.11)	1.067 (27.10)	1.015 (25.78)	1.708 (43.38)	1.301 (33.05)		
17	1.1250-28 UN-2A	.912 (23.16)	.808 (20.52)	1.102 (27.99)	1.130 (28.70)	1.078 (27.38)	1.822 (46.28)	1.382 (35.10)		
19	1.2500-28 UN-2A	1.018 (25.86)	.910 (23.11)	1.243 (31.57)	1.255 (31.88)	1.203 (30.56)	2.006 (50.95)	1.511 (38.38)		
21	1.3750-28 UN-2A	1.170 (29.72)	1.061 (26.95)	1.354 (34.39)	1.380 (35.05)	1.328 (33.73)	2.190 (55.63)	1.642 (41.71)		



Material / finish:

- Shell, jam-nut: aluminum alloy or CRES; see How to Order Table
- Insulator: high grade rigid dielectric / N.A.
- Interfacial seal, O-rings: fluorosilicone / N.A.
- Contact: copper alloy / gold plate per ASTM B 488, Type II, Code C, Class 1.25, over a suitable underplate
- Potting compound: epoxy

Dimensions in Inches (millimeters) are subject to change without notice.

X-ON Electronics

Largest Supplier of Electrical and Electronic Components

Click to view similar products for [Circular MIL Spec Connector](#) category:

Click to view products by [Glenair](#) manufacturer:

Other Similar products are found below :

[89075GULPR](#) [0025-262-542](#) [0025-264-3014](#) [58-570121-04S](#) [0134-213-1208](#) [0134-213-2209](#) [0025-258-000](#) [60-042022-07P](#) [60-042022-19P](#)
[60-042022-23P](#) [60-042217-10P](#) [0114-201-1278](#) [012-0467-000](#) [602GB06EG24-61SN](#) [0134-201-1207](#) [0134-213-1006](#) [6104-207-2302](#) [6104-](#)
[208-1902](#) [61-168211-04P](#) [61-168617-10P](#) [6131-202-19149P](#) [6131-204-21149P](#) [6131-208-13149P](#) [6131-209-17149P](#) [6131-210-11149P](#) [6131-](#)
[211-19149P](#) [6131-216-19149P](#) [6131-259-21149P](#) [6131-259-23149P](#) [6131-265-17149P](#) [6131-265-19149P](#) [CS3100A18-1P-472](#) [CS3100A-36-](#)
[77P](#) [CS3101A-16-55P](#) [CS3102A-10SL-55P](#) [CS3102A-14S-58P](#) [CS3102A-32-17P](#) [CS3102A32-25S](#) [CS3102C18-4P-472](#)
[CS3106A10SL3S004](#) [CS3106A-18-73S](#) [CS3108A-14S-52S](#) [CS3108A-28-51S](#) [6162-233-1277](#) [6162-324-1231](#) [M243082296Z](#)
[M2884010AC1S1](#) [CT0-24-10SC](#) [CT0M20-7PCAU](#) [M28840/17AC1G3](#)