



## Series 801 Mighty Mouse Double-Start ACME Thread PCB Receptacle 801-011 and 801-033 Ordering Information



**Printed Circuit Board Receptacles** feature low profile shells for minimum protrusion inside enclosures and integral standoffs for board washout. Contacts are non-removable.

**Water Immersion, Unmated** Specify 801-011 connectors for applications where open face water immersion is not a requirement. For MIL-STD-810 Method 512G immersion requirements, specify 801-033 watertight connectors. These 801-033 connectors are specially sealed ("MOD-518") and are 100% tested to maintain a helium leak rate of  $1 \times 10^{-4}$  cc/second at one atmosphere pressure differential from -40C to +70C.

### How To Order

Sample Part Number	801-011	-02	M	6-7	P	A
Series	<b>801-011</b> = Receptacle for Solder Cup or PCB Termination, with Standard Epoxy <b>801-033</b> = Receptacle for Solder Cup or PCB Termination, With Special "MOD-518" Sealing For Open Face (unmated) Water Immersion Requirements. 100% Leak Tested.					
Shell Style (See Table I)	<b>-02</b> = Square Flange Front or Rear Mount <b>-12</b> = Square Flange Rear Mount Non-Locking Clinch Nuts <b>-22</b> = Square Flange Rear Mount Locking Clinch Nuts <b>-07</b> = Jam Nut					
Material and Finish	<b>M</b> = Aluminum / Electroless Nickel RoHS Compliant <b>MT</b> = Aluminum / Nickel-PTFE RoHS Compliant <b>NF</b> = Aluminum / Cadmium with Olive Drab Chromate <b>ZNU</b> = Aluminum / Zinc-Nickel with Black Chromate <b>Z1</b> = Stainless Steel / Passivated RoHS Compliant					
Shell Size - Insert Arrangement	See Contact Arrangements page D-2					
Contact Type	<b>E</b> = Pin, Solder Cup		<b>P</b> = Pin, PC Tail			
	<b>F</b> = Socket, Solder Cup		<b>S</b> = Socket, PC Tail			
Shell Key Positions (See Table II)	<b>A</b> = Normal <b>B</b> = Pos. B <b>C</b> = Pos. C <b>D</b> = Pos. D <b>E</b> = Pos. F <b>F</b> = Pos. F					

Table I: Shell Style

<b>Style -02/-12/-22</b> Square Flange	<b>Style -01</b> Jam Nut

Table II: Alternate Keyway Positions

	A°	B°
<b>A</b>	150°	210°
<b>B</b>	75°	210°
<b>C</b>	95°	230°
<b>D</b>	140°	275°
<b>E</b>	75°	275°
<b>F</b>	95°	210°

PC Tail Dimensions

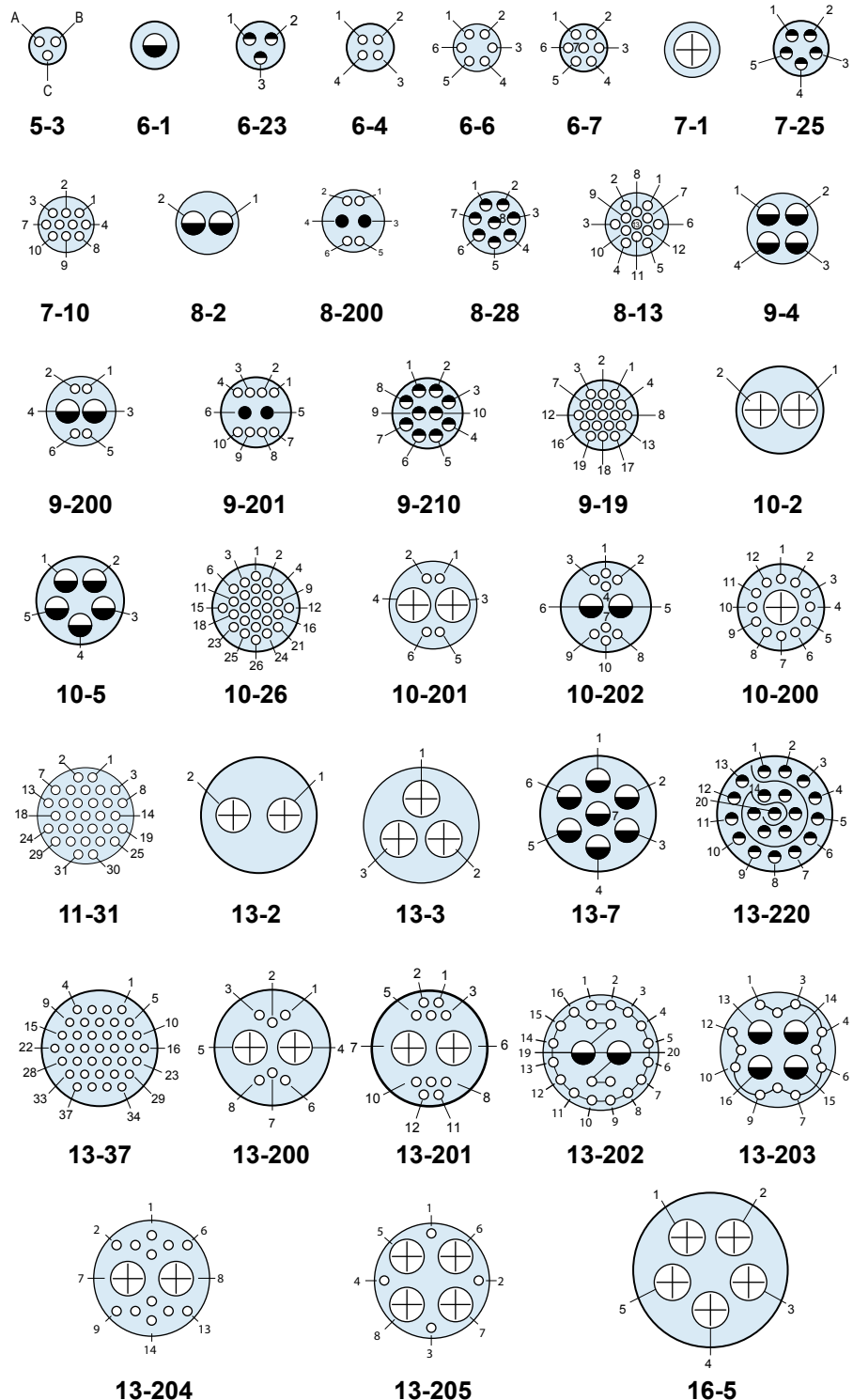
Contact Size	Ø S
#23	Ø .018/.022
#20	Ø .028/.024
#16	Ø .060/.064
#12	Ø .092/.096

Dimensions in Inches (millimeters) are subject to change without notice.

# Series 801 Mighty Mouse Double-Start ACME Thread Contact Arrangements

Contact Arrangements						
Contact Arr.	No. of Contacts					
	#23	#20	#20HD	#16	#12*	#8
5-3	3					
6-1				1		
6-23			3			
6-4	4					
6-6	6					
6-7	7					
7-1					1	
7-25			5			
7-10	10					
8-2				2		
8-200	4	2				
8-28			8			
8-13	13					
9-4				4		
9-200	4			2		
9-201	8	2				
9-210			10			
9-19	19					
10-2					2	
10-5				5		
10-26	26					
10-200	12				1	
10-201	4				2	
10-202	8			2		
11-31	31					
13-2					2	
13-3					3	
13-7				7		
13-220			20			
13-37	37					
13-200	6				2	
13-201	10				2	
13-202	20			2		
13-203	12			4		
13-204	12				2	
13-205	4				4	
16-5					5	

## Mating Face View of Pin Connector (socket connector numbers are reversed)



\*All arrangements with #12 contacts available with keyed Twinax contacts. Use mode code -688

### Contact Legend

#23 ◯ #20HD ◐ #20 ● #16 ◑ #12 ⊕

Dimensions in Inches (millimeters) are subject to change without notice.

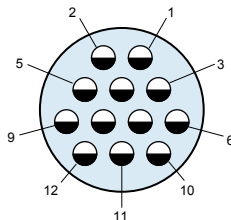
# Series 801 Mighty Mouse Double-Start ACME Thread Contact Arrangements



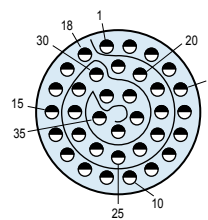
Series 801

Contact Arrangements						
Contact Arr.	No. of Contacts					
	#23	#20	#20HD	#16	#12*	#8
16-12				12		
16-235			35			
16-55	55					
16-204	40			2		
16-205	32			4		
16-206	34				2	
16-207	20				4	
16-208	32					1
17-7					7	
17-14				14		
17-241			41			
17-85	85					
17-203	40			4		
17-204	28				4	
17-205	40					1

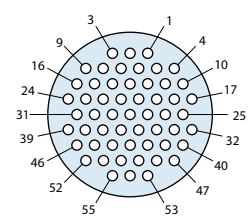
## Mating Face View of Pin Connector (socket connector numbers are reversed)



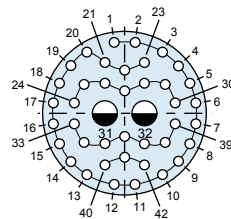
16-12



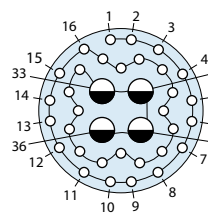
16-235



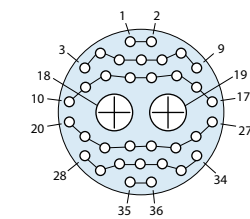
16-55



16-204



16-205



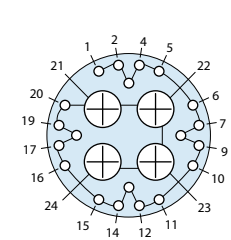
16-206

\*All arrangements with #12 contacts available with keyed Twinax contacts. Use mode code -688

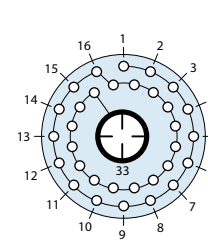
### Contact Legend

#23° #20HD● #20● #16● #12⊕

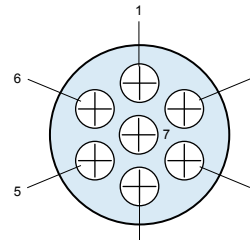
Plug Key Positions		
	A°	B°
A	150°	210°
B	75°	210°
C	95°	230°
D	140°	275°
E	75°	275°
F	95° </td <td>210°</td>	210°



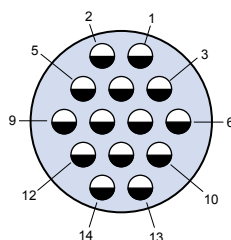
16-207



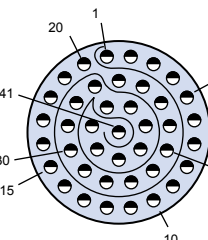
16-208



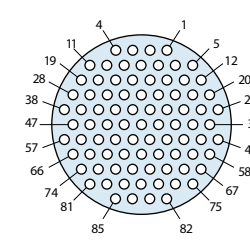
17-7



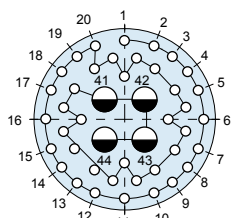
17-14



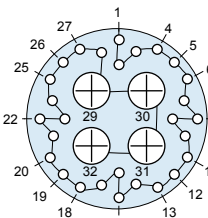
17-241



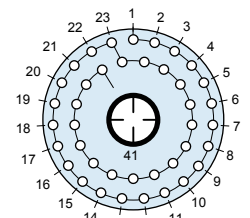
17-85



17-203



17-204



17-205

Dimensions in Inches (millimeters) are subject to change without notice.





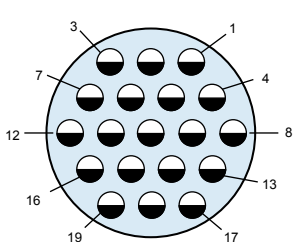
# Series 801 Mighty Mouse Double-Start ACME Thread General Information

Contact Arr.	No. of Contacts					
	#23	#20	#20HD	#16	#12*	#8
19-19				19		
19-201	44					2
19-202	23					4
19-255			55			
19-100	100					
21-12					12	
21-200	28					4
21-22				22		
21-269			69			
21-130	130					

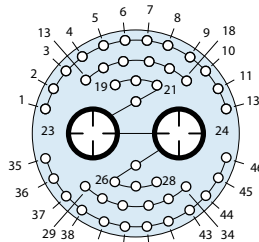
\*All arrangements with #12 contacts available with keyed Twinax contacts. Use mode code -688

### Contact Legend

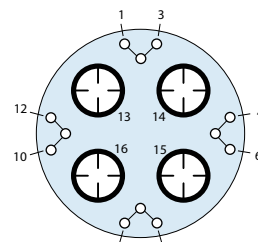
#23 ◦ #20HD ◐ #20 ● #16 ◑ #12 ⊕



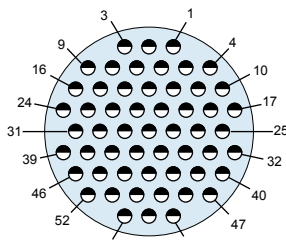
19-19



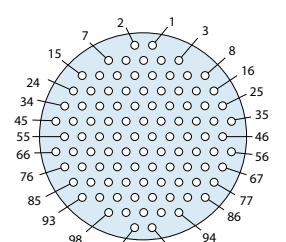
19-201



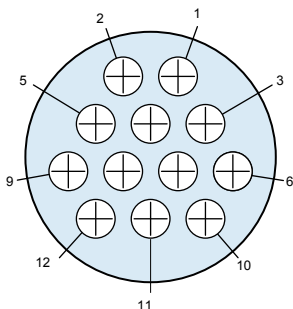
19-202



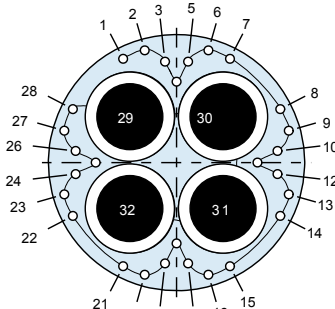
19-255



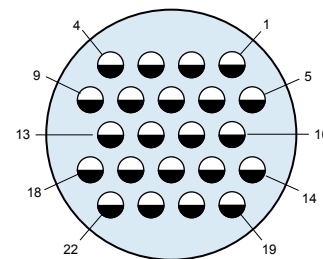
19-100



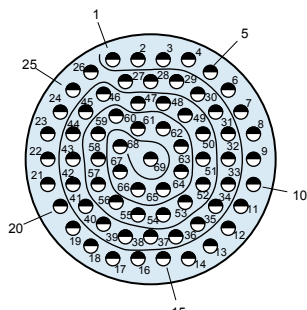
21-12



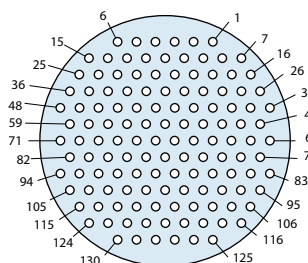
21-200



21-22



21-269



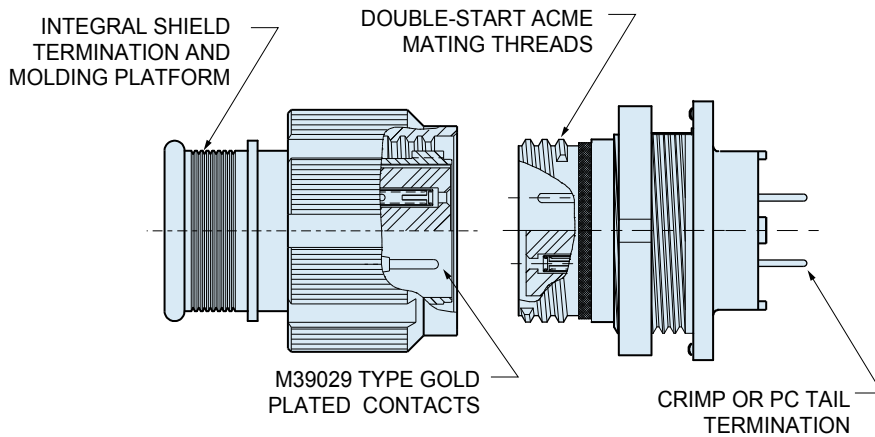
21-130

Dimensions in Inches (millimeters) are subject to change without notice.

# Series 801 Mighty Mouse Double-Start ACME Thread General Information



Series 801



- Double-Start ACME Thread with anti-decoupling spring or ratchet
- Crimp Rear Release Contacts
- integral Band Platform
- Available with Size #12, #16, #20, #20HD and #23 Contacts
- Environmentally Sealed

## Glenair's Series 801 Mighty Mouse Offers Mil-Spec Performance in a Lightweight, Ultraminiature Package



The 801 Series Mighty Mouse is ideal for use in high-density packaging applications where traditional military circular connectors are too large or too heavy. The double-start threads provide full mating in 1½ turns, and the plug features an anti-decoupling spring for vibration resistance. The unique integral molding/band platform allows direct shield attachment and cable overmolding. Receptacles are available with printed circuit board contacts. Plugs have anti-decoupling wave spring, or specify ratchet mechanism for added security.



Specifications	
Current Rating	#23-5 A, #20HD-7.5 A, #16-13 A, #12-23 A
Dielectric Withstanding Voltage	#23-750 VAC, #20HD-1000 VAC, #12 and #16-1800 VAC
Insulation Resistance	5000 megohms minimum
Operating Temperature	-65° C. to +175° C.
Shock	300 g.
Vibration	37 g.
Shielding Effectiveness	55 dB minimum from 100MHz to 1000MHz.
Durability	2000 mating cycles
See Series 80 General Information for complete performance specs.	

Materials and Finishes	
Shells, Jam Nuts	Aluminum alloy or stainless steel
Contacts	Copper alloy, 50 µInch gold plated
Insulators	Liquid crystal polymer (LCP)
Contact Retention Clip	Beryllium copper alloy
Interfacial Seal, O-rings, Wire Sealing Grommet	Fluorosilicone rubber
See Series 80 General Information for complete material and finish specs.	

Dimensions in Inches (millimeters) are subject to change without notice.

## X-ON Electronics

Largest Supplier of Electrical and Electronic Components

*Click to view similar products for [Circular MIL Spec Connector](#) category:*

*Click to view products by [Glenair](#) manufacturer:*

Other Similar products are found below :

[0025-262-542](#) [0025-264-3014](#) [58-570121-04S](#) [0134-202-1200](#) [0134-207-1206](#) [0134-207-1800](#) [0134-207-2207](#) [0134-213-0806](#) [0134-213-1007](#) [0134-213-1009](#) [0134-213-1208](#) [0134-213-1800](#) [0134-213-2209](#) [0025-258-000](#) [015-9516-002](#) [60-042722-19P](#) [0114-201-1278](#) [602GB06EG24-61SN](#) [0134-201-1207](#) [0134-201-1806](#) [0134-201-2006](#) [0134-201-2007](#) [0134-201-2010](#) [0134-202-1400](#) [0134-207-0809](#) [0134-207-1208](#) [0134-207-2009](#) [0134-213-1006](#) [6104-207-2302](#) [6104-208-1902](#) [6131-202-19149P](#) [6131-204-21149P](#) [6131-207-13149P](#) [6131-208-13149P](#) [6131-209-17149P](#) [6131-210-11149P](#) [6131-211-19149P](#) [6131-216-19149P](#) [6131-220-25149P](#) [6131-259-11149P](#) [6131-259-21149P](#) [6131-259-23149P](#) [6131-263-19149P](#) [6131-265-17149P](#) [6131-265-19149P](#) [CS3102A-20-15P](#) [CS3102A-20-15S](#) [CS3102C18-4P-472](#) [CS3106A-20-29P](#) [CS3106A-20-74P](#)