

Series 804 Push-Pull Mighty Mouse Plug Connector

804-001 & 804-002 Ordering Information



Series 804



Quick Disconnect

These plugs snap securely into receptacle housings and release with a simple pull.

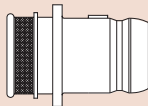
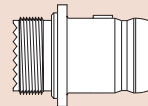
Two Keying Styles

A single master key provides fast mating in low-light situations, or specify three keys for more polarizing options.

Two Shell Styles

Integral platform for shield attachment using the Band-Master™ ATS termination system, or an accessory thread for attaching a strain relief.

How To Order						
Sample Part Number	804-001	-06	NF	9-19	S	A
Series (See Table I)	804-001 = Plug with Banding Platform 804-002 = Plug with Accessory Thread					
Shell Style	-06 = Plug					
Shell Material and Finish	C = Aluminum / Black Anodize (Non-Conductive); RoHS Compliant M = Aluminum / Electroless Nickel; RoHS Compliant MT = Aluminum / Nickel-PTFE RoHS Compliant NF = Aluminum / Cadmium with Olive Drab Chromate ZNU = Aluminum / Zinc-Nickel with Black Chromate Z1 = Stainless Steel / Passivated; RoHS Compliant					
Shell Size - Insert Arrangement	See Contact Arrangements Page G-2					
Contact Type	Connector supplied without Crimp contacts A = Pin, less contacts B = Socket, less contacts Connectors with contacts are supplied with signal and/or power crimp contacts. These contacts are not installed. Coaxial contacts and non-standard signal contacts are ordered separately.	Connector supplied with contacts P = Pin Connector S = Socket Connector	Connector Supplied with 30 AWG Crimp Barrel G = Pin, Crimp H = Socket, Crimp			
Shell Key Positions (See Table II)	Omit = Single Master Key A = Normal B = Pos. B C = Pos. C D = Pos. D E = Pos. E F = Pos. F					

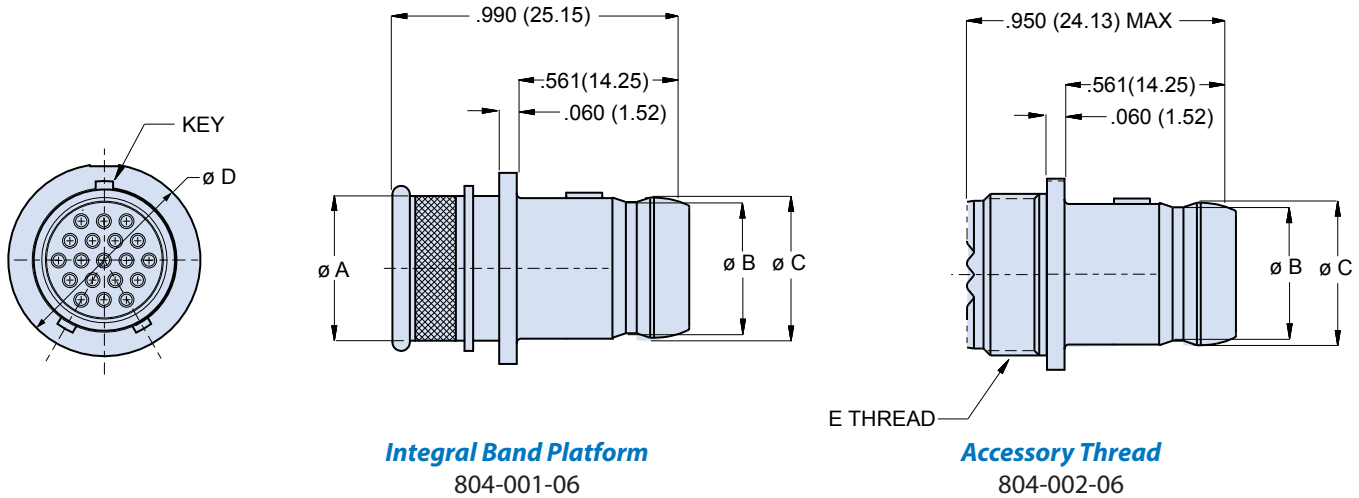
Table I: Series	
	
804-001 Plug with Banding Platform	804-002 Plug with Accessory Thread

Dimensions in Inches (millimeters) are subject to change without notice.

Series 804 Push-Pull Mighty Mouse Plug Connector

804-001-06 and 804-002-06 Dimensions

Plug connector



Dimensions									
Shell Size	Ø A		Ø B		Ø C		Ø D Max.		E Threads
	In.	mm.	In.	mm.	In.	mm.	In.	mm.	
5	.246	6.25	.219	5.56	.250	6.35	.427	10.85	.2500-32 UNEF-2A
6	.286	7.26	.282	7.16	.313	7.95	.495	12.57	.3125-32 UNEF-2A
7	.390	9.91	.351	8.92	.383	9.73	.575	14.61	.4375-28 UNEF-2A
8	.442	11.23	.398	10.11	.429	10.90	.614	15.60	.5000-28 UNEF-2A
9	.500	12.70	.454	11.53	.486	12.34	.670	17.02	.5625-24 UNEF-2A
10	.564	14.33	.529	13.44	.563	14.30	.745	18.92	.6250-24 UNEF-2A
11	.608	15.44	.587	14.91	.618	15.70	.795	20.19	.6875-24 UNEF-2A
12	.650	16.51	.646	16.41	.676	17.17	.865	21.97	.6875-24 UNEF-2A
14	.805	20.45	.768	19.51	.800	20.32	.985	25.02	.9375-20 UNEF-2A
15	.850	21.59	.828	21.03	.860	21.84	1.041	26.44	.9375-20 UNEF-2A

Table II: Alternate Keyway Positions

Pos.	A°	B°
A	150°	210°
B	75°	210°
C	95°	230°
D	140°	275°
E	75°	275°
F	95°	210°

Dimensions in Inches (millimeters) are subject to change without notice.

X-ON Electronics

Largest Supplier of Electrical and Electronic Components

Click to view similar products for [Circular MIL Spec Connector](#) category:

Click to view products by [Glenair](#) manufacturer:

Other Similar products are found below :

[0025-262-542](#) [0025-264-3014](#) [58-570121-04S](#) [0134-202-1200](#) [0134-207-1206](#) [0134-207-1800](#) [0134-207-2207](#) [0134-213-0806](#) [0134-213-1007](#) [0134-213-1009](#) [0134-213-1208](#) [0134-213-1800](#) [0134-213-2209](#) [0025-258-000](#) [015-9516-002](#) [60-042722-19P](#) [0114-201-1278](#) [602GB06EG24-61SN](#) [0134-201-1207](#) [0134-201-1806](#) [0134-201-2006](#) [0134-201-2007](#) [0134-201-2010](#) [0134-202-1400](#) [0134-207-0809](#) [0134-207-1208](#) [0134-207-2009](#) [0134-213-1006](#) [6104-207-2302](#) [6104-208-1902](#) [6131-202-19149P](#) [6131-204-21149P](#) [6131-207-13149P](#) [6131-208-13149P](#) [6131-209-17149P](#) [6131-210-11149P](#) [6131-211-19149P](#) [6131-216-19149P](#) [6131-220-25149P](#) [6131-259-11149P](#) [6131-259-21149P](#) [6131-259-23149P](#) [6131-263-19149P](#) [6131-265-17149P](#) [6131-265-19149P](#) [CS3102A-20-15P](#) [CS3102A-20-15S](#) [CS3102C18-4P-472](#) [CS3106A-20-29P](#) [CS3106A-20-74P](#)