

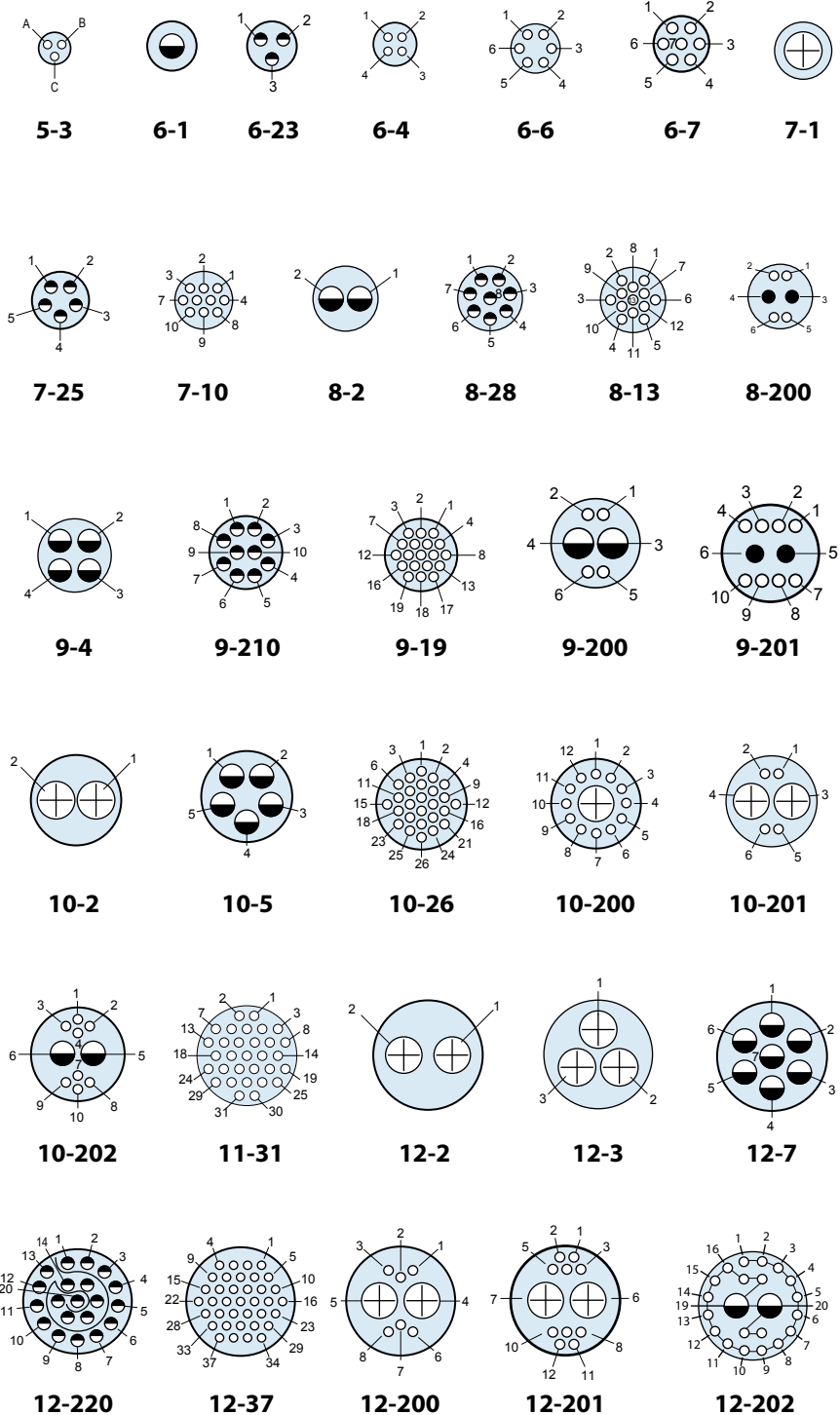


Series 804 Push-Pull Mighty Mouse Quick-Disconnect Connectors

Contact Arrangements

Contact Arrangements					
Contact Arr.	No. of Contacts				
	#23	#20	#20HD	#16	#12*
5-3	3				
6-1				1	
6-4	4				
6-6	6				
6-7	7				
6-23			3		
7-1					1
7-25			5		
7-10	10				
8-2				2	
8-28			8		
8-13	13				
8-200	4	2			
9-4				4	
9-210			10		
9-19	19				
9-200	4			2	
9-201	8	2			
10-2					2
10-5				5	
10-26	26				
10-200	12				1
10-201	4				2
10-202	8			2	
11-31	31				
12-2					2
12-3					3
12-7				7	
12-220			20		
12-37	37				
12-200	6				2
12-201	10				2
12-202	20			2	

Mating Face View of Pin Connector (socket connector numbers are reversed)



*All arrangements with #12 contacts available with keyed Twinax contacts. Use mode code -688

Contact Legend

#23○ #20HD● #20● #16◡ #12⊕

Dimensions in Inches (millimeters) are subject to change without notice.

Series 804 Push-Pull Mighty Mouse Quick-Disconnect Connectors Contact Arrangements

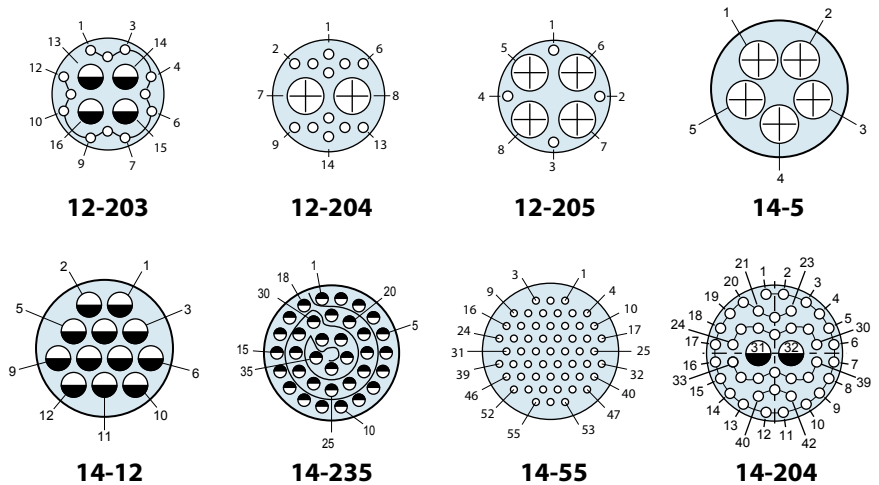


Series 804

Contact Arrangements					
Contact Arr.	No. of Contacts				
	#23	#20	#20HD	#16	#12*
12-203	12			4	
12-204	12			2	
12-205	4				4
14-5					5
14-12				12	
14-235			35		
14-204	40			2	
14-205	32			4	
14-206	34				2
14-207	20				4
14-55	55				

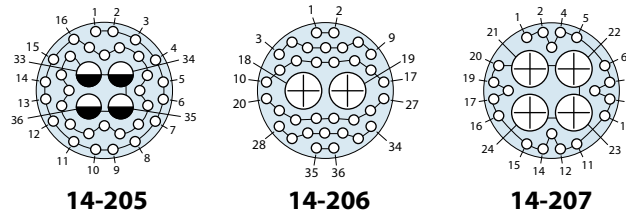
*All arrangements with #12 contacts available with keyed Twinax contacts. Use mode code -688

Mating Face View of Pin Connector (socket connector numbers are reversed)



Contact Legend

#23° #20HD● #20● #16● #12⊕



Alternate Key Positions		
	Plug	Receptacle
Pos.	A°	B°
A	150°	210°
B	75°	210°
C	95°	230°
D	140°	275°
E	75°	275°
F	95°	210°

Series 804 Demate Force		
Layout	Average Force	
	Pounds	Newtons
5-3	11	48
6-4	11	48
6-7	12	51
7-10	12	54
8-13	13	56
9-19	14	62
10-26	16	68
12-37	18	78
14-55	21	94

Dimensions in Inches (millimeters) are subject to change without notice.

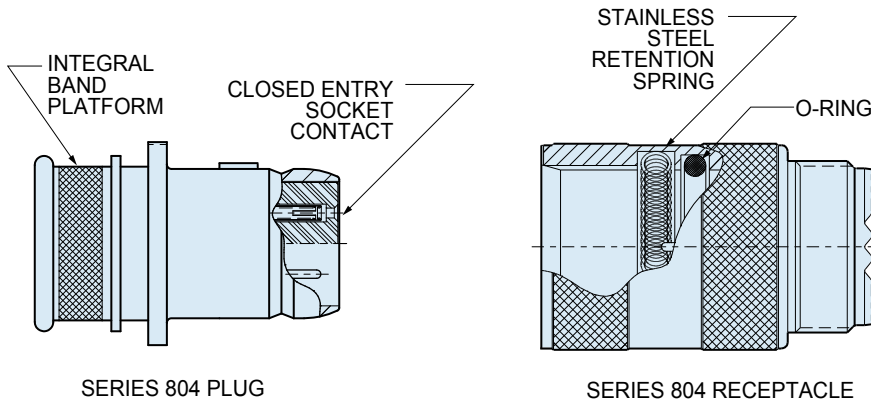


Series 804 Push-Pull Mighty Mouse Quick-Disconnect Connectors

General Information



Series 804



- Push-to-Mate, Pull-to-Unmate
- Gold-Plated tainless Steel Spring
- Crimp Rear Release Contacts
- Integral Band Platform
- Available with Size #12, #16, #20, #20HD and #23 Contacts
- Environmentally Sealed

Series 804 Quick-Disconnect Offers Environmental Sealing and Rugged Design in a Lightweight, Push-Pull Package

Ideal for breakaway connections, the Series 804 QDC connector features a stainless steel spring in the receptacle and a detent on the plug body. Used for headsets, radios, weapons and other applications, the QDC Mighty Mouse meets immersion requirements and provides excellent durability. The gold-plated spring provides low shell-to-shell resistance for excellent EMI shielding. A fluorosilicone o-ring provides a watertight seal when mated.



Specifications	
Current Rating	#23-5 A, 20HD-7.5 A, #16-13 A, #12-23 A
Dielectric Withstanding Voltage	#23-750 VAC, #20HD-1000 VAC, #12 and #16-1800 VAC
Insulation Resistance	5000 megohms minimum
Operating Temperature	-65° C. to +175° C.
Shock	300 g.
Vibration	37 g.
Shielding Effectiveness ⁽¹⁾	60 dB minimum from 100MHz to 1000MHz.
Durability	2000 mating cycles
1. Tested with electroless nickel plating See Series 80 General Information for complete performance specs.	

Materials and Finishes	
Shells, Jam Nuts	Aluminum alloy or stainless steel
Contacts	Copper alloy, 50 µlnc gold plated
Insulators	Liquid crystal polymer (LCP)
Contact Retention Clip	Beryllium copper alloy
Seal, O-rings, Grommet	Fluorosilicone rubber
Spring	Gold plated stainless steel
See Series 80 General Information for complete material and finish specs.	

Dimensions in Inches (millimeters) are subject to change without notice.

X-ON Electronics

Largest Supplier of Electrical and Electronic Components

Click to view similar products for [Circular MIL Spec Connector](#) category:

Click to view products by [Glenair](#) manufacturer:

Other Similar products are found below :

[89075GULPR](#) [0025-262-542](#) [0025-264-3014](#) [58-570121-04S](#) [0134-213-1208](#) [0134-213-2209](#) [0025-258-000](#) [60-042022-07P](#) [60-042022-19P](#)
[60-042022-23P](#) [60-042217-10P](#) [60-042217-11P](#) [0114-201-1278](#) [012-0467-000](#) [602GB06EG24-61SN](#) [0134-201-1207](#) [0134-213-1006](#) [6104-](#)
[207-2302](#) [6104-208-1902](#) [61-168211-04P](#) [61-168617-10P](#) [6131-202-19149P](#) [6131-204-21149P](#) [6131-208-13149P](#) [6131-209-17149P](#) [6131-](#)
[210-11149P](#) [6131-211-19149P](#) [6131-216-19149P](#) [6131-259-21149P](#) [6131-259-23149P](#) [6131-265-17149P](#) [6131-265-19149P](#) [CS3100A18-1P-](#)
[472](#) [CS3100A-36-77P](#) [CS3101A-16-55P](#) [CS3102A-10SL-55P](#) [CS3102A-14S-58P](#) [CS3102A-18-1P116](#) [CS3102A-32-17P](#) [CS3102A32-25S](#)
[CS3102C18-4P-472](#) [CS3106A10SL3S004](#) [CS3106A-18-73S](#) [CS3108A-14S-52S](#) [CS3108A-28-51S](#) [6162-233-1277](#) [6162-324-1231](#)
[M243082296Z](#) [M2884010AC1S1](#) [CT0-24-10SC](#)