



# Series 805 Mighty Mouse Triple-Start ACME Thread PCB or Solder Cup Receptacle

## 805-005 and 805-017 Ordering Information



**Printed Circuit Board/Solder Cup Receptacles** feature low profile shells for minimum protrusion inside enclosures and integral standoffs for board washout. Contacts are non-removable.

**Water Immersion, Unmated** Specify 805-005 connectors for applications where open face water immersion is not a requirement. For MIL-STD-810 Method 512G immersion requirements, specify 805-017 watertight connectors. These 805-017 connectors are specially sealed ("MOD-518") and are 100% tested to maintain a helium leak rate of  $1 \times 10^{-4}$  cc/second at one atmosphere pressure differential from  $-40^{\circ}\text{C}$  to  $+70^{\circ}\text{C}$ .


How To Order							
Sample Part Number		<b>805-017</b>	<b>-07</b>	<b>M</b>	<b>10-13</b>	<b>P</b>	<b>B</b>
Series	<b>805-005</b> = Receptacle with Standard Epoxy Potting <b>805-017</b> = Receptacle with Special "MOD-518" Sealing For Open Face (unmated) Water Immersion Requirements. 100% Leak Tested.						
Shell Style (See Table I)	<b>-02</b> = Square Flange Front or Rear Mount <b>-12</b> = Square Flange Rear Mount Non-Locking Clinch Nuts <b>-22</b> = Square Flange Rear Mount Locking Clinch Nuts <b>-07</b> = Jam Nut Rear Panel Mount						
Shell Material and Finish	<b>C</b> = Aluminum / Black Anodize (Non-Conductive); RoHS Compliant <b>M</b> = Aluminum / Electroless Nickel; RoHS Compliant <b>MT</b> = Aluminum / Nickel-PTFE RoHS Compliant <b>NF</b> = Aluminum / Cadmium with Olive Drab Chromate <b>ZNU</b> = Aluminum / Zinc-Nickel with Black Chromate <b>Z1</b> = Stainless Steel / Passivated; RoHS Compliant <b>ZB</b> = Stainless Steel / Olive Drab Chromate over Cadmium <b>ZC</b> = Stainless Steel / Zinc Cobalt Alloy/Black Chromate						
Shell Size - Insert Arrangement	See Contact Arrangements Page H-2						
Contact Type	<b>P</b> = Pin, PC Tail <b>S</b> = Socket, PC Tail	<b>E</b> = Pin, Solder Cup <b>F</b> = Socket, Solder Cup					
Shell Key Positions (See Table II)	<b>A</b> = Normal <b>B</b> = Pos. B <b>C</b> = Pos. C <b>D</b> = Pos. D <b>E</b> = Pos. E <b>F</b> = Pos. F						

Table I: Shell Style

<b>-02, -12, -22</b> Square Flange	<b>-07</b> Jam Nut

Table II: Key Positions

Key Position	Key Rotation	
	A	B
Normal (A)	150°	210°
B	75°	210°
C	95°	230°
D	140°	275°
E	75°	275°
F	95°	210°



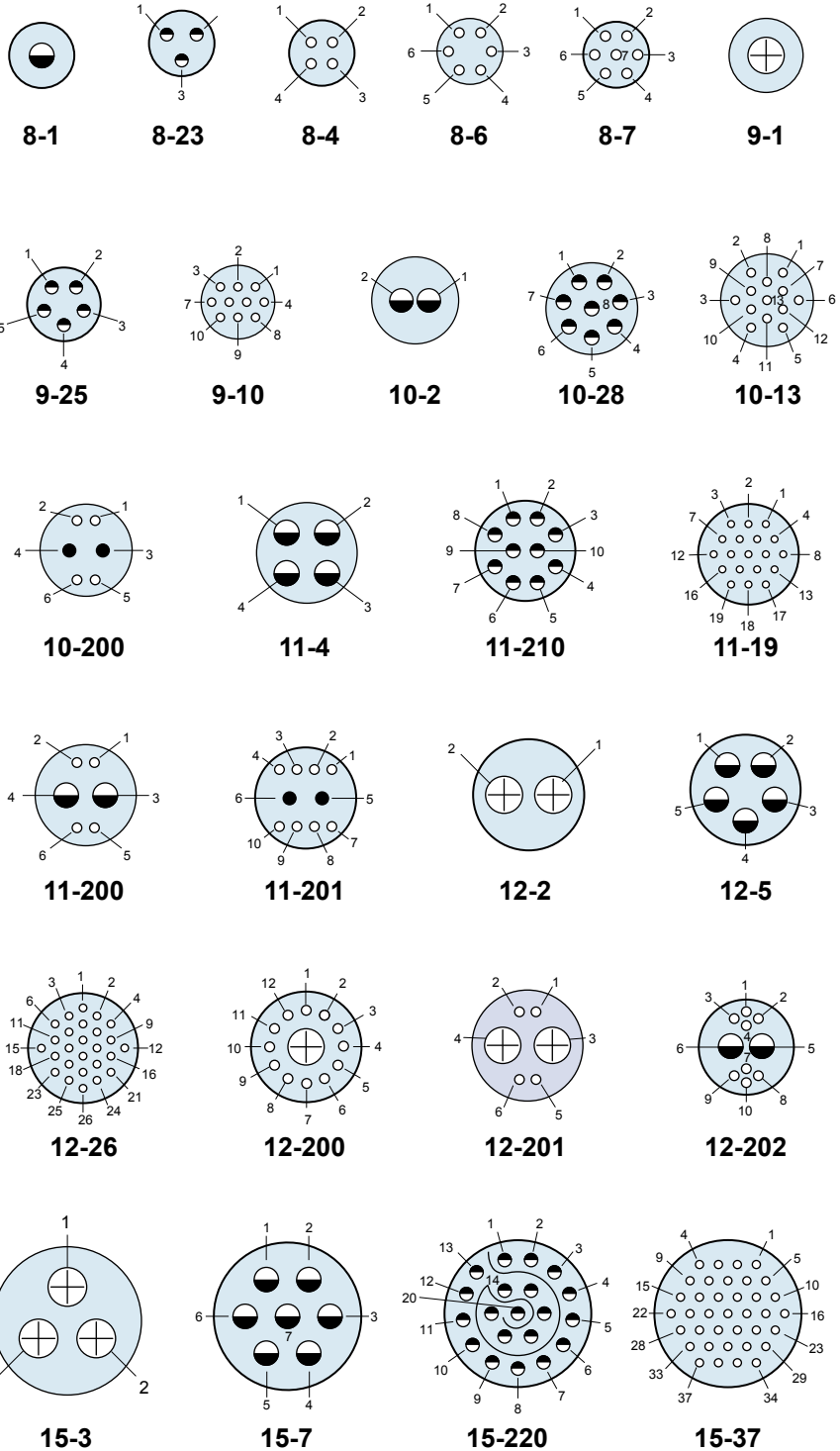
Dimensions in Inches (millimeters) are subject to change without notice.



# Series 805 Mighty Mouse Triple-Start Threaded Coupling Contact Arrangements

Contact Arrangements						
Contact Arr.	No. of Contacts					
	#23	#20	#20HD	#16	#12*	#8**
8-1				1		
8-23			3			
8-4	4					
8-6	6					
8-7	7					
9-1					1	
9-25			5			
9-10	10					
10-2				2		
10-28			8			
10-13	13					
10-200	4	2				
11-4				4		
11-210			10			
11-19	19					
11-200	4			2		
11-201	8	2				
12-2					2	
12-5				5		
12-26	26					
12-200	12				1	
12-201	4				2	
12-202	8			2		
13-31	31					
15-2					2	
15-3					3	
15-7				7		
15-220			20			

## Mating Face View of Pin Connector (socket connector numbers are reversed)



\*Arrangements with #12 contacts and available with keyed Twinax contacts. Use mode code -688

\*\*Combo inserts using size #8 and #23 contacts order size #23, 857-034 socket or 809-335 pin contacts

### Contact Legend

#23 ◯ #20HD ◯ #20 ● #16 ◯ #12 ⊕

H

Dimensions in Inches (millimeters) are subject to change without notice.

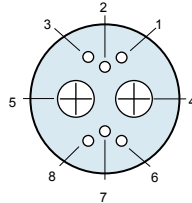
# Series 805 Mighty Mouse Triple-Start Threaded Coupling Contact Arrangements



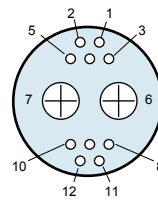
Series 805

Contact Arrangements						
Contact Arr.	No. of Contacts					
	#23	#20	#20HD	#16	#12*	#8**
15-37	37					
15-200	6				2	
15-201	10				2	
15-202	20			2		
15-203	12			4		
15-204	12				2	
15-205	4				4	
18-5					5	
18-12				12		
18-235			35			
18-55	55					
18-204	40			2		
18-205	32			4		
18-206	34			2		
18-207	20			4		
18-208	32					1
19-7					7	
19-14				14		
19-241			41			

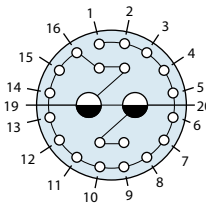
## Mating Face View of Pin Connector (socket connector numbers are reversed)



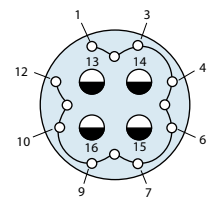
15-200



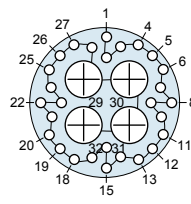
15-201



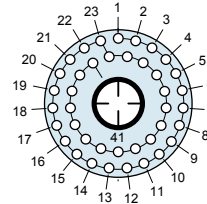
15-202



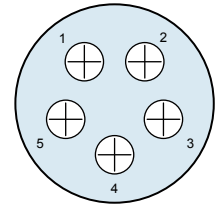
15-203



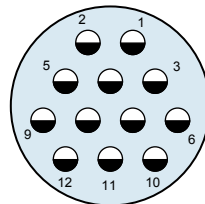
15-204



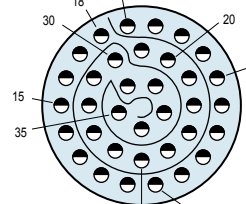
15-205



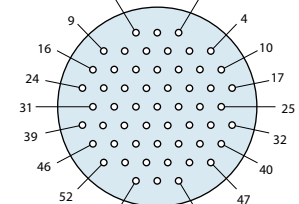
18-5



18-12



18-235



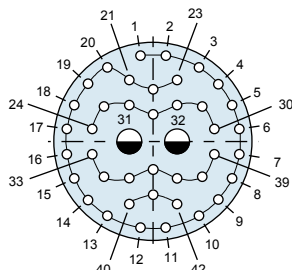
18-55

\*Arrangements with #12 contacts and available with keyed Twinax contacts. Use mode code -688

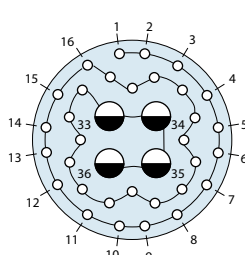
\*\*Combo inserts using size #8 and #23 contacts order size #23, 857-034 socket or 809-335 pin contacts

### Contact Legend

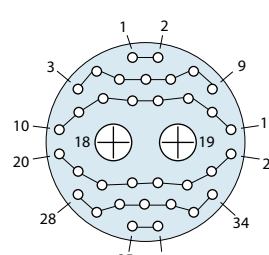
#23 ◯ #20HD ◯ #20 ● #16 ◐ #12 ⊕



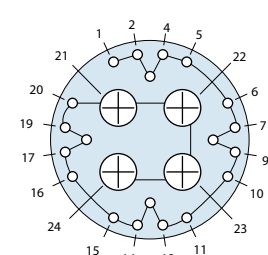
18-204



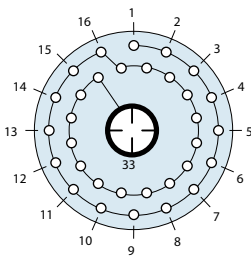
18-205



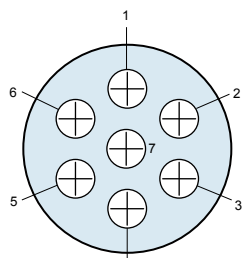
18-206



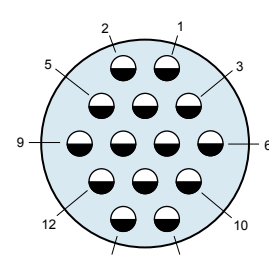
18-207



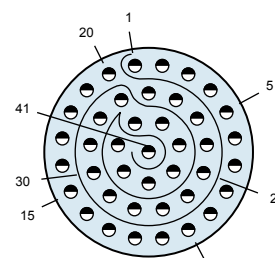
18-208



19-7



19-14



19-241

Dimensions in Inches (millimeters) are subject to change without notice.

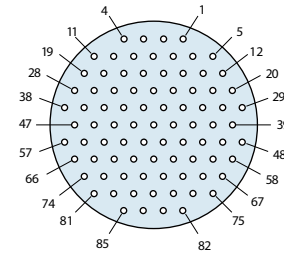




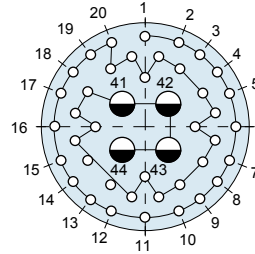
# Series 805 Mighty Mouse Triple-Start Threaded Coupling Contact Arrangements

Contact Arrangements						
Contact Arr.	No. of Contacts					
	#23	#20	#20HD	#16	#12*	#8**
19-85	85					
19-203	40			4		
19-204	28				4	
19-205						
21-19				19		
21-255			55			
21-100	100					
21-201	44					2
21-202	12					4
23-12					12	
23-22				22		
23-269			69			
23-130	130					
23-200	28					4

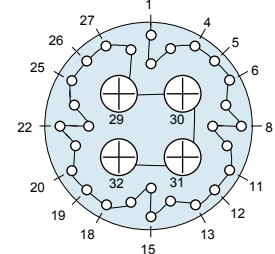
## Mating Face View of Pin Connector (socket connector numbers are reversed)



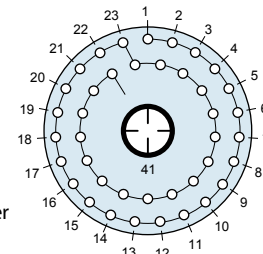
19-85



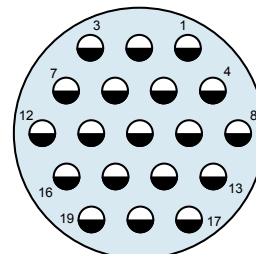
19-203



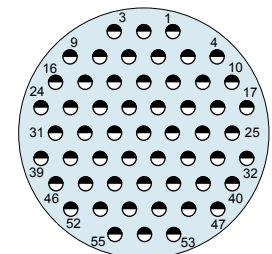
19-204



19-205



21-19

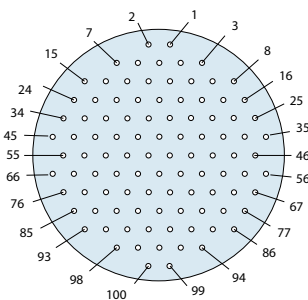


21-255

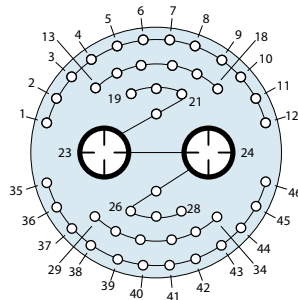
\*Arrangements with #12 contacts and available with keyed Twinax contacts. Use mode code -688  
 \*\*Combo inserts using size #8 and #23 contacts order size #23, 857-034 socket or 809-335 pin contacts.

### Contact Legend

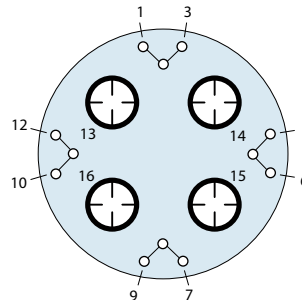
#23 ◯ #20HD ◯ #20 ● #16 ● #12 ⊕



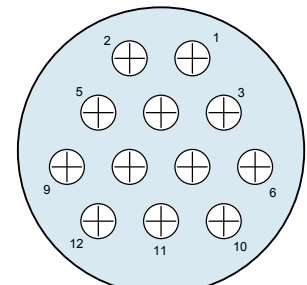
21-100



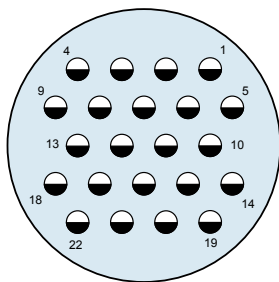
21-201



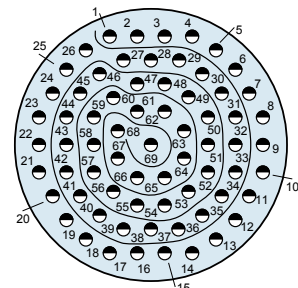
21-202



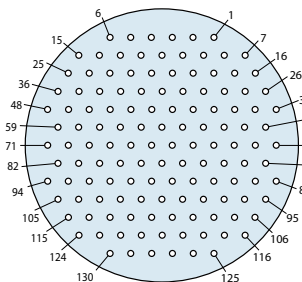
23-12



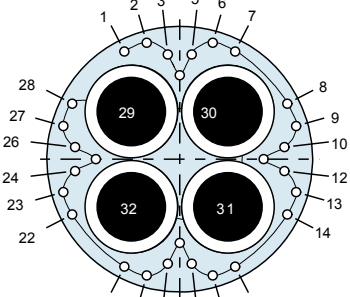
23-22



23-269



23-130



23-200

Dimensions in Inches (millimeters) are subject to change without notice.

## X-ON Electronics

Largest Supplier of Electrical and Electronic Components

*Click to view similar products for [Circular MIL Spec Connector](#) category:*

*Click to view products by [Glenair](#) manufacturer:*

Other Similar products are found below :

[0025-262-542](#) [0025-264-3014](#) [58-570121-04S](#) [0134-202-1200](#) [0134-207-1206](#) [0134-207-1800](#) [0134-207-2207](#) [0134-213-0806](#) [0134-213-1007](#) [0134-213-1009](#) [0134-213-1208](#) [0134-213-1800](#) [0134-213-2209](#) [0025-258-000](#) [015-9516-002](#) [60-042722-19P](#) [0114-201-1278](#)  
[602GB06EG24-61SN](#) [0134-201-1207](#) [0134-201-1806](#) [0134-201-2006](#) [0134-201-2007](#) [0134-201-2010](#) [0134-202-1400](#) [0134-207-0809](#) [0134-207-1208](#) [0134-207-2009](#) [0134-213-1006](#) [6104-207-2302](#) [6104-208-1902](#) [6131-202-19149P](#) [6131-204-21149P](#) [6131-207-13149P](#) [6131-208-13149P](#) [6131-209-17149P](#) [6131-210-11149P](#) [6131-211-19149P](#) [6131-216-19149P](#) [6131-220-25149P](#) [6131-259-11149P](#) [6131-259-21149P](#)  
[6131-259-23149P](#) [6131-263-19149P](#) [6131-265-17149P](#) [6131-265-19149P](#) [CS3102A-20-15P](#) [CS3102A-20-15S](#) [CS3102C18-4P-472](#)  
[CS3106A-20-29P](#) [CS3106A-20-74P](#)