

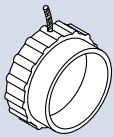
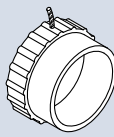
Series 801 Mighty Mouse and Series 811 High Density Rubber Protective Cover

809-190 and 809-191 Ordering Information



Splashproof Molded Rubber Covers fit all Series 801 and 811 plugs and receptacles. Braided black nylon lanyard is available with metal rings, cable tie or slipknot for attachment to panel or to cable. -40° to +120° C operating temperature, fungus resistant per MIL-STD-810G Method 508.6.


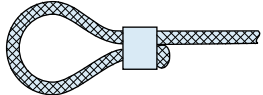

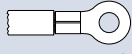
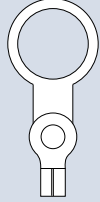
How To Order	
Sample Part Number	809-191 -05 G 6 -SCS 6
Series (See Table I)	809-191 = Plug Cover 809-190 = Receptacle Cover
Shell Size	5, 6, 7, 8, 9, 10, 11, 13, 16, 17, 19, 21
Lanyard Type	G = Nylon Rope Omit for no lanyard
Attachment Length (inches)	Omit for attachment Type N (No Attachment) Example: "-6" equals six inch length
Attachment Type (See Table II)	-WS = Nylon Cable -SCS = Adjustable Slip Knot -00 = Lanyard with No Attachment Lug Terminals = -01 thru -07 Solid Ring = -08 thru -33
Material	Omit for Neoprene Rubber per ASTM-D-2000 BC610Z1 C = Conductive Neoprene Blend (Conductance = 100K Ohms/Sq. Minimum)

Table I: Cover Style	
	
809-190 Receptacle Cover	809-191 Plug Cover

NOTES

Materials and Finishes

- Cover: neoprene rubber blend, black
- Lanyard: .062" (1.57) diameter nylon cord, black
- Cable tie: 6/6 nylon, black, SST locking tab
- Ring: stainless steel, black zinc-cobalt finish
- Crimp sleeve: copper alloy, black zinc-cobalt finish

Table II: Attachment Code	
	-WS Nylon Cable Tie, 1.77 Inch (45mm) Maximum Wire Bundle Diameter
	-SCS Adjustable Slip Knot with Crimp Sleeve. The sleeve can be crimped with pliers for a permanent attachment.
	-00 Lanyard With No Attachment (Fused End)
Lug Terminals and Rings	
	-01 - .126 (3.20) I.D. -02 - .140 (3.56) I.D. -03 - .145 (3.68) I.D. -04 - .156 (3.96) I.D. -05 - .167 (4.24) I.D. -06 - .188 (4.78) I.D. -07 - .197 (5.00) I.D.
	-08 - .385 (9.78) I.D. -09 - .445 (11.30) I.D. -11 - .570 (14.48) I.D. -13 - .635 (16.13) I.D. -14 - .695 (17.65) I.D. -16 - .885 (22.48) I.D. -19 - 1.070 (27.18) I.D. -20 - 1.135 (28.83) I.D. -22 - 1.210 (30.73) I.D. -23 - 1.275 (32.39) I.D. -26 - .950 (24.10) I.D. -27 - .766 (19.50) I.D. -29 - .315 (8.00) I.D. -30 - 1.380 (35.10) I.D. -32 - .265 (6.70) I.D. -33 - .510 (13.00) I.D.



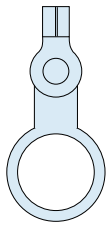
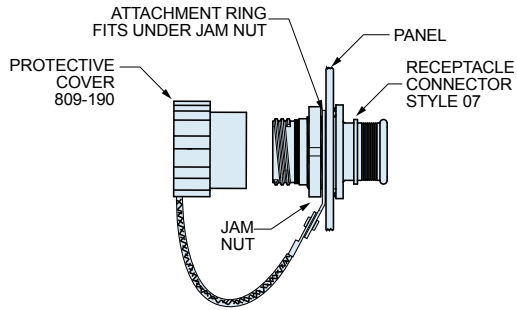
Dimensions in Inches (millimeters) are subject to change without notice.



Series 801 Mighty Mouse and Series 811 High Density Rubber Protective Cover

809-190 and 801-191 Dimensions

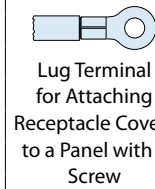
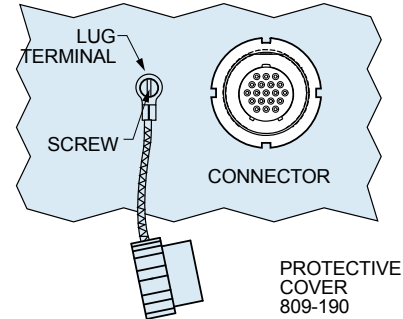
809-190 Cover Attachment for RPM Jam Nut Receptacle



Solid Ring

Atch. Code	Shell Size	Ring I.D.		Ring O.D.	
		In. ± .010	mm. ±0.25	In. ± .015	mm. ± 0.38
08	5	.385	9.78	.51	12.95
09	6	.445	11.30	.57	14.35
11	7, 8	.570	14.48	.69	17.40
13	9	.635	16.13	.76	19.30
14	10	.695	17.65	.82	20.82
27	11	.766	19.46	.89	22.61
16	13	.885	22.48	1.01	25.65
19	16	1.070	27.17	1.20	30.35
20	17	1.135	28.83	1.25	31.75
23	19	1.275	32.39	1.37	34.80
30	21	1.380	35.05	1.48	37.59

809-190 Cover Attachment to Panel with a Screw

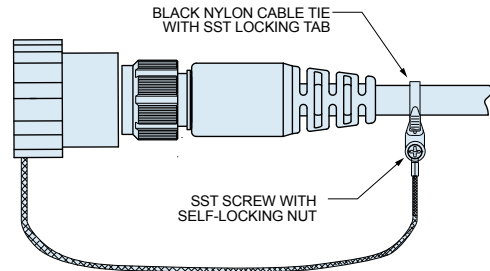


Lug Terminal for Attaching Receptacle Covers to a Panel with a Screw

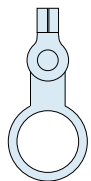
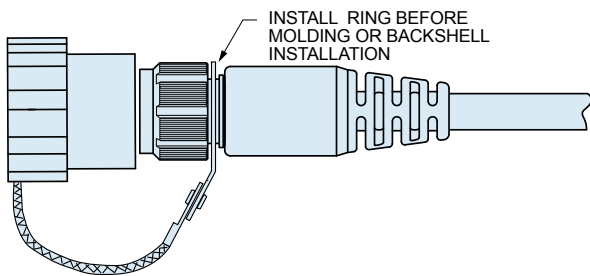
Atch. Code	Screw Size	Ring I.D.		Ring O.D.	
		In. ±.005	mm. ±0.13	In. Max.	mm. Max.
01	#4, M3	.126	3.20	.31	7.9
02	#6	.145	3.68	.31	7.9
06	#8, M4	.188	4.78	.31	7.9
07	#10	.197	5.00	.31	7.9

X

809-190 and 191 Cover Attachment for Cable Assembly with Type WS Cable Tie



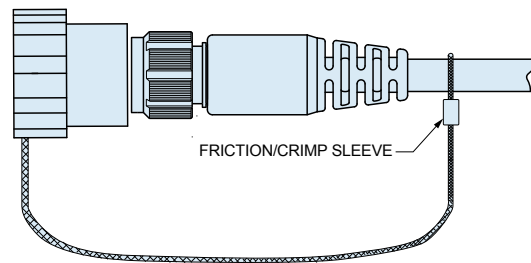
809-190 and 801-191 Cover Attachment to Cable Assembly



Solid Ring

Atch. Code	Shell Size	Ring I.D.		Ring O.D.	
		In. ± .010	mm. ±0.25	In. ± .015	mm. ± 0.38
29	5	.315	8.00	.44	11.18
08	6	.385	9.80	.51	13.0
33	7,8	.510	12.95	.62	15.75
11	9	.570	14.48	.69	17.53
13	10	.635	16.13	.76	19.30
14	11,13	.695	17.65	.82	20.83
26	16,17	.950	24.13	1.14	28.96
19	19	1.070	27.18	1.20	30.48
22	21	1.210	30.73	1.31	33.27

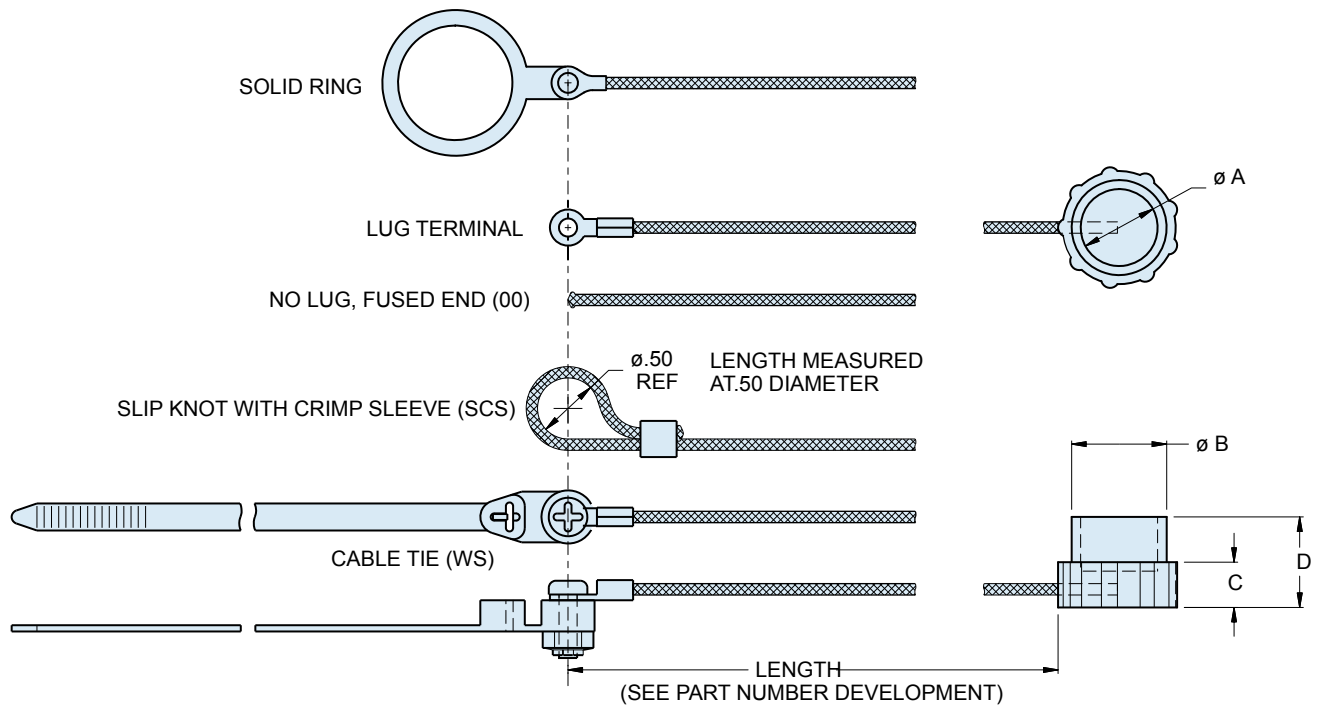
809-190 and 191 Cover Attachment for Cable Assembly with Type SCS Slip Knot



Dimensions in Inches (millimeters) are subject to change without notice.

Series 801 Mighty Mouse and Series 811 High Density Rubber Protective Cover

809-190 and 801-191 Dimensions



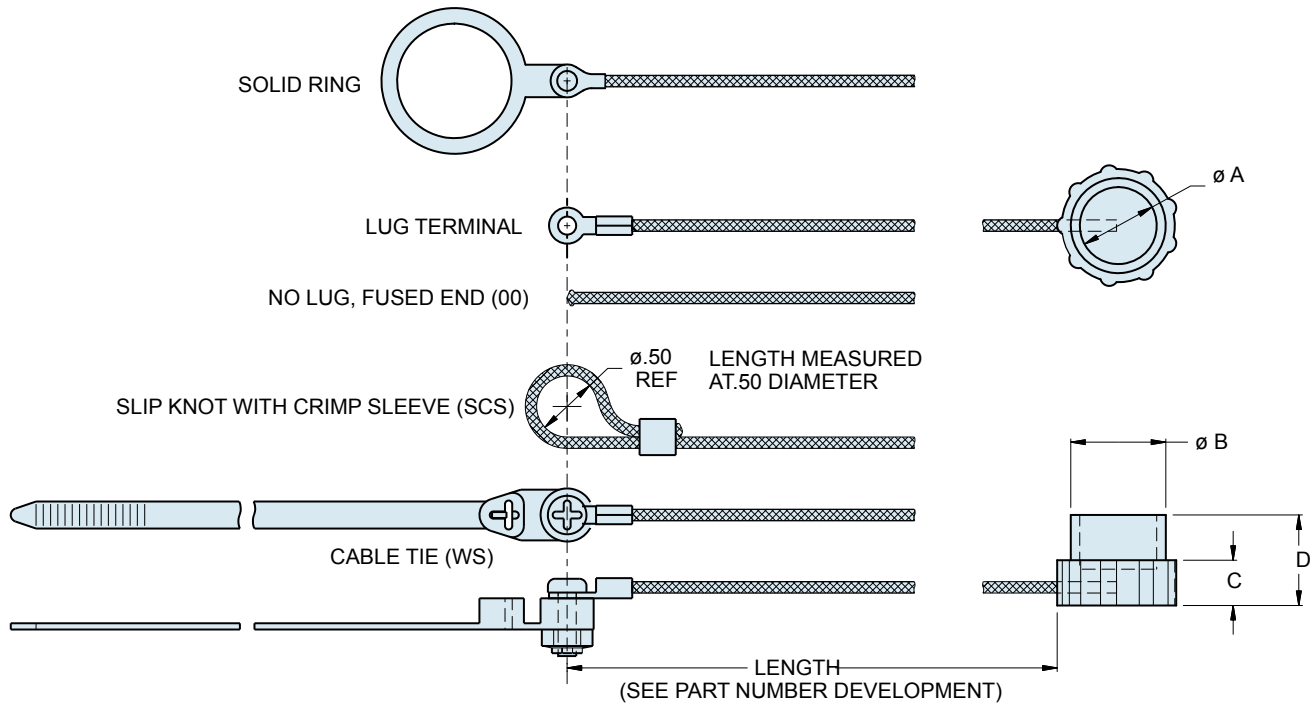
809-190 Receptacle Cover								
Shell Size	Ø A		Ø B		C ± .010 (0.3)		D ± .010 (0.3)	
	In.	mm.	In.	mm.	In.	mm.	In.	mm.
05	.28	7.1	.41	10.4	.31	7.9	.62	15.7
06	.35	8.9	.47	11.9	.31	7.9	.62	15.7
07	.41	10.4	.53	13.5	.31	7.9	.62	15.7
08	.47	11.9	.60	15.2	.31	7.9	.62	15.7
09	.53	13.5	.66	16.8	.31	7.9	.62	15.7
10	.60	15.2	.72	18.3	.31	7.9	.62	15.7
11	.66	16.8	.78	20.1	.31	7.9	.62	15.7
13	.78	19.8	.91	23.1	.31	7.9	.62	15.7
16	.97	24.6	1.10	27.9	.31	7.9	.62	15.7
17	1.03	26.2	1.16	29.5	.31	7.9	.62	15.7
19	1.16	26.46	1.28	35.51	.31	7.9	.62	15.7
21	1.28	35.51	1.41	35.81	.31	7.9	.62	15.7

809-191 Plug Cover								
Shell Size	Ø A		Ø B		C		D	
	In.	mm.	In.	mm.	In.	mm.	In.	mm.
05	.51	13.0	.70	17.8	.375	9.5	.875	22.2
06	.57	14.5	.76	19.3	.375	9.5	.875	22.2
07	.66	16.8	.85	21.6	.375	9.5	.875	22.2
08	.72	18.3	.91	23.1	.375	9.5	.875	22.2
09	.78	19.8	.97	24.6	.375	9.5	.875	22.2
10	.85	21.6	1.03	26.2	.375	9.5	.875	22.2
11	.89	22.6	1.08	27.4	.375	9.5	.875	22.2
13	1.02	25.4	1.21	30.7	.375	9.5	.875	22.2
16	1.21	30.7	1.40	35.6	.375	9.5	.875	22.2
17	1.27	32.3	1.46	37.1	.375	9.5	.875	22.2
19	1.38	35.05	1.56	39.62	.375	9.5	.875	22.2
21	1.52	38.60	1.71	43.43	.375	9.5	.875	22.2

Dimensions in Inches (millimeters) are subject to change without notice.

Series 811 Mighty Mouse High Density (HD) Rubber Protective Cover

809-190 and 809-191 Dimensions and Attachments



809-190 Receptacle Cover Dimensions				
Shell Size	Ø A		Ø B	
	In.	mm.	In.	mm.
-05	.28	7.1	.41	10.4
-06	.35	8.9	.47	11.9
-07	.41	10.4	.53	13.5
-08	.47	11.9	.60	15.2
-09	.53	13.5	.66	16.8

809-191 Plug Cover Dimensions				
Shell Size	Ø A		Ø B	
	In.	mm.	In.	mm.
-05	.51	13.0	.70	17.8
-06	.57	14.5	.76	19.3
-07	.66	16.8	.85	21.6
-08	.72	18.3	.91	23.1
-09	.78	19.8	.97	24.6

Dimensions in Inches (millimeters) are subject to change without notice.

X-ON Electronics

Largest Supplier of Electrical and Electronic Components

Click to view similar products for [Circular MIL Spec Tools, Hardware & Accessories](#) *category:*

Click to view products by [Glenair](#) *manufacturer:*

Other Similar products are found below :

[0113-201-2025](#) [600-079-06](#) [600-146-06](#) [M10-101982-143](#) [M10-101982-163](#) [M10-101983-183](#) [M10-150912-083](#) [M10-454396-008](#)
[602GB18808](#) [CS3102A-22-14PW](#) [M2887615-CD](#) [627-009](#) [M38999/9-19B](#) [630A007NF083A](#) [630B007M051A](#) [630BJ003NF032H](#) [637-](#)
[149NF04B](#) [M39029/29-215](#) [6408-203V-09273](#) [6426-201-11343](#) [650FS002NF16](#) [660-008NF14S7-01](#) [660-009M22H8-03](#) [660-013NF19U6-](#)
[210](#) [660-015M10S6-17](#) [660-015NF10S5-01](#) [660-015NF14R3.5-01](#) [660-023NF19H6-19](#) [660-024NF11S12-01](#) [660-024NF11S3-01](#) [660-](#)
[024NF17S4-109](#) [660-050XM17F4-01](#) [660-068NF25R6-30G](#) [660-070M23S8-04](#) [660-073MTCH9-20](#) [M83723/61-18W](#) [M83723/61-218R](#)
[M83723/61-224W](#) [667-084-23C](#) [667-084-35C](#) [667-224NF16](#) [687-697NF-1](#) [M85049/94-10-A](#) [M85049/96-7-A](#) [M855282-10A01A](#)
[M85528/2-10B](#) [M855282-18A01A](#) [M85528/2-22A01A](#) [M85528/2-22AA](#) [710HS460NF2508](#)