

Series 804 Push-Pull Mighty Mouse Protective Plug Cover

809-198 Ordering Information



Protect Connectors From Damage
Machined aluminum covers prevent ingress of contamination and water.

Stainless Steel Fittings and Rings
Choose small diameter eye fittings for panel attachment. Larger rings fit under the jam nut or over cable jackets. Split rings can be installed on fully assembled cables.


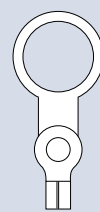
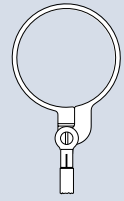
Polyurethane-Coated SST Wire Rope offers high strength, excellent abrasion resistance and good flexibility. Or, choose Teflon® jacket for high temperature exposure.

Braided Nylon Rope provides excellent flexibility and good abrasion resistance, and can be ordered with slip knot fittings for easy installation on any size cable.

How To Order	
Sample Part Number	809-198 M 9 H 6 -14 A
Series (See Table I)	809-198 = Plug Cover
Shell Material / Finish	<p>C = Aluminum / Black Anodize (Non-Conductive) RoHS Compliant</p> <p>M = Aluminum / Electroless Nickel RoHS Compliant</p> <p>NF = Aluminum / Cadmium with Olive Drab Chromate</p> <p>ZN = Aluminum / Zinc-Nickel with Olive Drab Chromate</p> <p>ZNU = Aluminum / Zinc-Nickel with Black Chromate</p> <p>MT = Aluminum / Nickel-PTFE RoHS Compliant</p> <p>Z1 = Stainless Steel / Passivated RoHS Compliant</p>
Shell Size	5, 6, 7, 8, 9, 10, 11, 12, 14, 15
Attachment Type	<p>D = Bead Chain, CRES, Passivate</p> <p>F = Wire Rope, Nylon Jacket</p> <p>G = Nylon Rope</p> <p>H = SST Wire Rope, Fluoropolymer Jacket</p> <p>N = No Attachment</p> <p>R = Wire Rope, PVC Jacket</p> <p>S = SST Sash Chain</p> <p>SK = Nylon Rope With Slip Knot</p> <p>T = SST Wire Rope, No Jacket</p> <p>U = SST Wire Rope, Polyurethane Jacket</p> <p>"SST" = Stainless Steel</p>
Attachment Length (inches)	Omit for attachment Type N (No Attachment) Example: "-6" equals six inch length
Attachment Code (See Table II)	<p>Small Ring = 01 thru 06</p> <p>Large Ring = 14 thru 33</p> <p>Split Ring = 50 thru 68</p>
Alternate Key Position	Omit for master keyway only, for all other positions indicate A, B, C, D, E, or F

Table I: Cover Style

809-198 Push-Pull Plug Cover

Table II: Attachment Code	
Omit for attachment Type N (No Attachment) and SK (Slip Knot)	
 Small Ring	<p>-01 - .126 (3.20) I.D.</p> <p>-02 - .145 (3.68) I.D.</p> <p>-04 - .188 (4.78) I.D.</p> <p>-06 - .197 (5.00) I.D.</p>
 Solid Ring	<p>-32 - .265 (6.73)</p> <p>-29 - .315 (8.00)</p> <p>-14 - .385 (9.78)</p> <p>-33 - .510 (12.95)</p> <p>-15 - .445 (11.30)</p> <p>-16 - .570 (14.48)</p> <p>-17 - .635 (16.13)</p> <p>-18 - .695 (17.65)</p> <p>-27 - .766 (19.46)</p> <p>-26 - .950 (24.13)</p> <p>-31 - .820 (20.83)</p> <p>-28 - 1.015 (25.78)</p> <p>-20 - 1.070 (27.18)</p> <p>-21 - 1.135 (28.83)</p>
 Split Ring	<p>-50 - .420 (10.67) I.D.</p> <p>-52 - .480 (12.19) I.D.</p> <p>-54 - .635 (16.13) I.D.</p> <p>-56 - .745 (18.92) I.D.</p> <p>-58 - .885 (22.48) I.D.</p> <p>-60 - 1.010 (25.65) I.D.</p> <p>-64 - 1.125 (28.58) I.D.</p> <p>-68 - 1.345 (34.16) I.D.</p>

Dimensions in Inches (millimeters) are subject to change without notice.

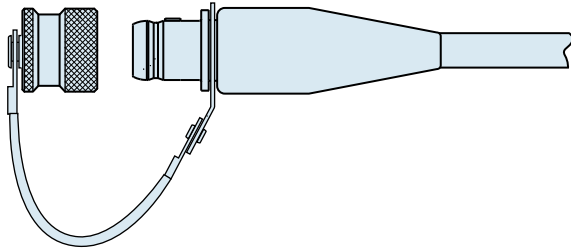


Series 804 Push-Pull Mighty Mouse Protective Plug Cover

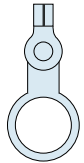
809-198 Dimensions

809-198 Cover Attachment to Cable Assembly

Install cover onto the back of the connector before overmolding or backshell installation.



Plug cover shown

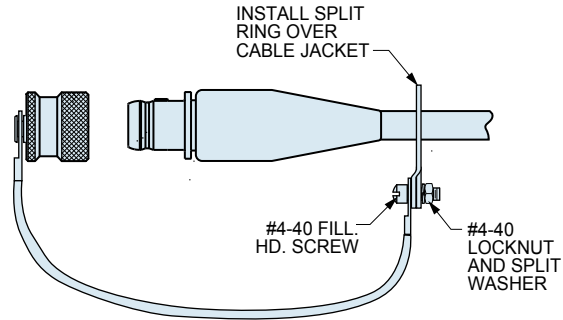


Solid Ring

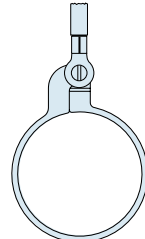
Dia. Code	Shell Size	Ring I.D.		Ring O.D.	
		In.	mm.	In.	mm.
		± .010	±0.25	± .015	± 0.38
29	5	.315	8.00	.44	11.18
14	6	.385	9.80	.51	13.00
33	7	.510	13.00	.62	15.70
16	9	.570	14.48	.69	17.53
17	10	.635	16.13	.76	19.30
27	11, 12	.766	19.50	.89	22.60
26	14, 15	.950	24.13	1.14	28.96

809-198 Cover Attachment to Cable

Split rings can be installed onto finished cables.

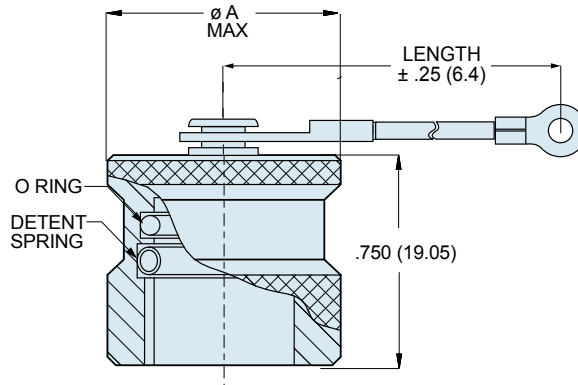


Plug cover shown



Large Split Ring for Attaching Covers to Cables

Dia. Code	Max. Cable Dia. (in.)	Ring Diameter			
		Min. ID		Max. OD	
		In.	mm.	In.	mm.
50	.410	.420	10.67	.580	14.73
52	.470	.480	12.19	.640	16.26
54	.625	.635	16.13	.796	20.22
56	.735	.745	18.92	.905	22.99
58	.875	.885	22.48	1.046	26.57
60	1.000	1.010	25.65	1.171	29.74
64	1.115	1.125	28.58	1.285	32.64
68	1.335	1.345	34.16	1.505	38.23



Dimensions					
Shell Size	Ø A Max.		Shell Size	Ø A Max.	
	In	mm		In	mm
5	.496	12.60	10	.790	20.07
6	.540	13.72	11	.835	21.21
7	.645	16.38	12	.915	23.24
8	.665	16.89	14	1.040	26.42
9	.720	18.29	15	1.100	27.94

Dimensions in Inches (millimeters) are subject to change without notice.

X-ON Electronics

Largest Supplier of Electrical and Electronic Components

Click to view similar products for [Circular MIL Spec Tools, Hardware & Accessories](#) *category:*

Click to view products by [Glenair](#) *manufacturer:*

Other Similar products are found below :

[0113-201-2025](#) [600-079-06](#) [600-146-06](#) [M10-101982-143](#) [M10-101982-163](#) [M10-101983-183](#) [M10-150912-083](#) [M10-454396-008](#)
[602GB18808](#) [CS3102A-22-14PW](#) [M2887615-CD](#) [627-009](#) [M38999/9-19B](#) [630A007NF083A](#) [630B007M051A](#) [630BJ003NF032H](#) [637-](#)
[149NF04B](#) [M39029/29-215](#) [6408-203V-09273](#) [6426-201-11343](#) [650FS002NF16](#) [660-008NF14S7-01](#) [660-009M22H8-03](#) [660-013NF19U6-](#)
[210](#) [660-015M10S6-17](#) [660-015NF10S5-01](#) [660-015NF14R3.5-01](#) [660-023NF19H6-19](#) [660-024NF11S12-01](#) [660-024NF11S3-01](#) [660-](#)
[024NF17S4-109](#) [660-050XM17F4-01](#) [660-068NF25R6-30G](#) [660-070M23S8-04](#) [660-073MTCH9-20](#) [M83723/61-18W](#) [M83723/61-218R](#)
[M83723/61-224W](#) [667-084-23C](#) [667-084-35C](#) [667-224NF16](#) [687-697NF-1](#) [M85049/94-10-A](#) [M85049/96-7-A](#) [M855282-10A01A](#)
[M85528/2-10B](#) [M855282-18A01A](#) [M85528/2-22A01A](#) [M85528/2-22AA](#) [710HS460NF2508](#)