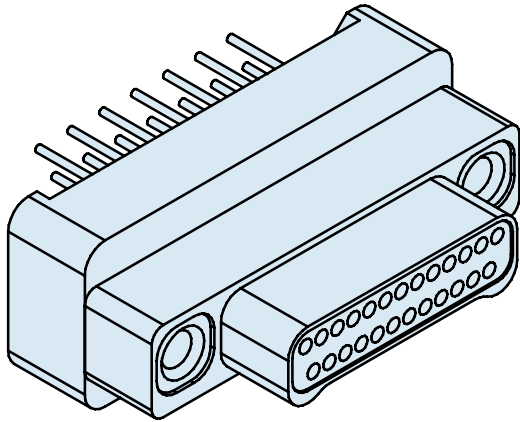


891-006 and 891-007
Vertical Mount PCB, Dual Row Nano Connector
Thru Hole Type



Vertical Mount PCB Nano Connectors feature gold alloy TwistPin contacts. These nanominiature connectors offer premium performance and reliability for demanding applications. Available with female threads, or with jackscrews for use with flexible circuits.

Pre-Tinned PC Tails are coated with Sn63Pb37 tin-lead for excellent solderability.

Choose Aluminum, Titanium or Stainless Steel Shells in ten layouts from 9 to 85 contacts. Complies to the requirements of MIL-DTL-32139. These connectors are intermateable with any corresponding Glenair Series 891 Dual row metal shell nanominiature connector.

How to Order Vertical Mount PCB Connectors						
Sample Part Number	891-007		-31S	T	BST	1 T
Series	891-006 Plug, Pin Contacts, Dual Row, Vertical PCB Nanominiature 891-007 Receptacle, Socket Contacts, Dual Row, Vertical PCB Nanominiature					
Insert Arrangement/ Contact Type	Plugs (891-006) 9P, 15P, 21P, 25P, 31P, 37P, 51P, 65P, 69P, 85P Receptacles (891-007) 9S, 15S, 21S, 25S, 31S, 37S, 51S, 65S, 69S, 85P					
Shell Material and Finish	A1 - Aluminum Shell, Cadmium Plating T - Titanium Shell, Unplated A2 - Aluminum Shell, Electroless Nickel Plating S - Stainless Steel Shell, Passivated					
Termination Type	BST - Board Straight Thru-Hole					
PC Tail Length	1 - .110 Inch (2.79 mm) 2 - .172 Inch (4.37 mm) 3 - .140 inch (3.56 mm)					
Hardware	J - Jackscrew T - Female Thread					

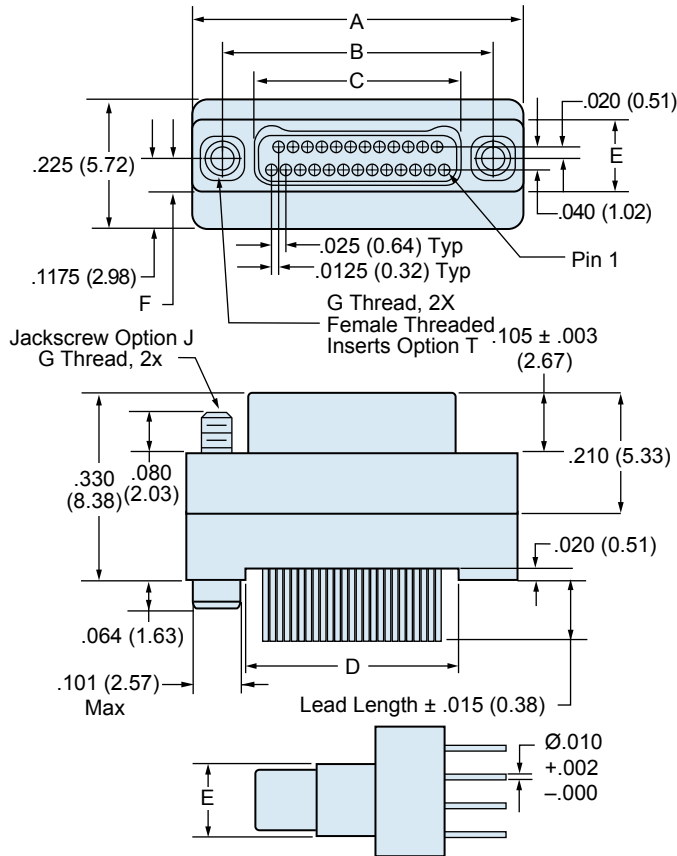
Dimensions in inches (millimeters) and are subject to change without notice.



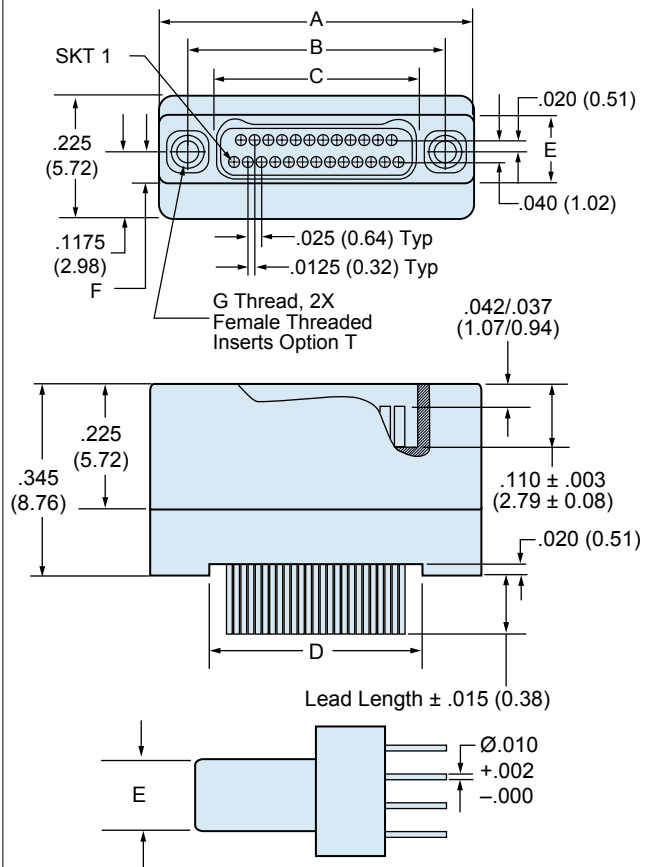
891-006 and 891-007 Vertical Mount PCB, Dual Row Nano Connector Thru Hole Type

Dual Row Vertical PCB Nano Dimensions

891-006 Plug (Pin) Connectors



891-007 Receptacle (Socket) Connectors



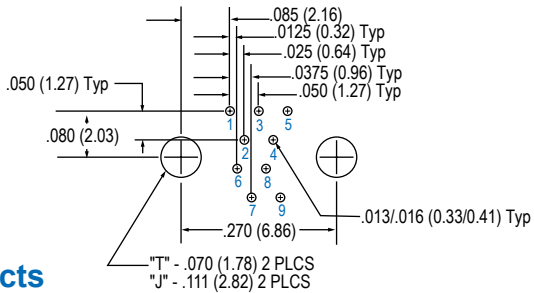
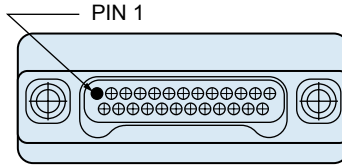
Layout	A		B BSC.		C BSC.		D		E		F BSC		G Thread
	In. ±.005	mm. ±0.13	In.	mm.	In.	mm.	In. ±.005	mm ±0.13.	In.	mm.	In	mm	
9P	.375	9.52	.270	6.86	.160	4.06	.170	4.32	.125	3.18	.0575	1.46	#0-80 UNF
9S	.375	9.52	.270	6.86	.163	4.14	.170	4.32	.125	3.18	.0575	1.46	#0-80 UNF
15P	.450	11.43	.345	8.76	.235	5.97	.245	6.22	.125	3.18	.0575	1.46	#0-80 UNF
15S	.450	11.43	.345	8.76	.238	6.04	.245	6.22	.125	3.18	.0575	1.46	#0-80 UNF
21P	.525	13.33	.420	10.67	.310	7.87	.320	8.13	.125	3.18	.0575	1.46	#0-80 UNF
21S	.525	13.33	.420	10.67	.313	7.95	.320	8.13	.125	3.18	.0575	1.46	#0-80 UNF
25P	.575	14.60	.470	11.94	.360	9.14	.370	9.40	.125	3.18	.0575	1.46	#0-80 UNF
25S	.575	14.60	.470	11.94	.363	9.22	.370	9.40	.125	3.18	.0575	1.46	#0-80 UNF
31P	.650	16.51	.545	13.84	.435	11.05	.445	11.30	.125	3.18	.0575	1.46	#0-80 UNF
31S	.650	16.51	.545	13.84	.438	11.12	.445	11.30	.125	3.18	.0575	1.46	#0-80 UNF
37P	.725	18.41	.620	15.75	.510	12.95	.520	13.21	.125	3.18	.0575	1.46	#0-80 UNF
37S	.725	18.41	.620	15.75	.513	13.03	.520	13.21	.125	3.18	.0575	1.46	#0-80 UNF
51P	.900	22.86	.795	20.19	.685	17.40	.695	17.65	.125	3.18	.0575	1.46	#0-80 UNF
51S	.900	22.86	.795	20.19	.688	17.47	.695	17.65	.125	3.18	.0575	1.46	#0-80 UNF
65P	1.075	27.30	.970	24.64	.860	21.84	.870	22.10	.125	3.18	.0575	1.46	#0-80 UNF
65S	1.075	27.30	.970	24.64	.863	21.92	.870	22.10	.125	3.18	.0575	1.46	#0-80 UNF
69P	1.125	28.57	1.020	25.91	.910	23.11	.920	23.37	.125	3.18	.0575	1.46	#0-80 UNF
69S	1.125	28.57	1.020	25.91	.913	23.19	.920	23.37	.125	3.18	.0575	1.46	#0-80 UNF
85P	1.377	34.97	1.246	31.65	1.110	28.19	1.120	28.45	.150	3.81	.070	1.78	#2-56 UNC
85S	1.377	34.97	1.246	31.65	1.113	28.27	1.120	28.45	.150	3.81	.070	1.78	#2-56 UNC

891-006 and 891-007 Vertical Mount PCB, Dual Row Nano Connector Thru Hole Type

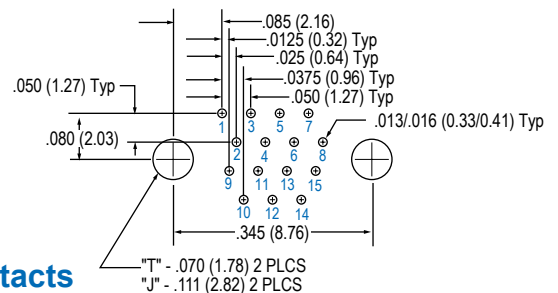


Dual Row
Connectors

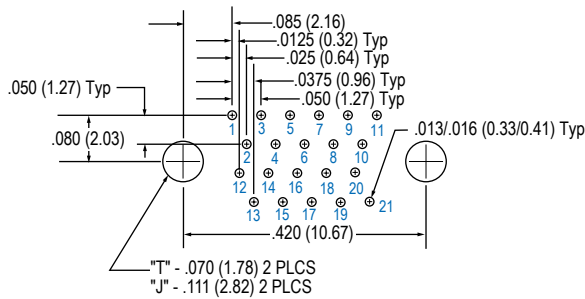
Dual Row Thru Hole Vertical Mount PCB Layout—891-006 Plug (Pin) Connector



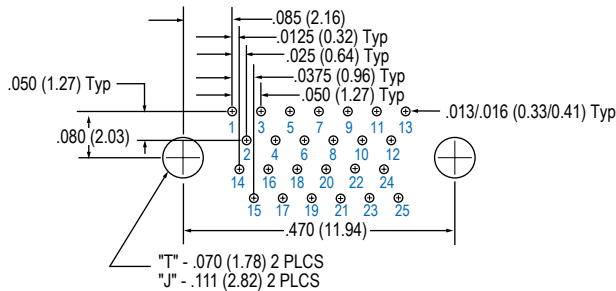
9 Contacts



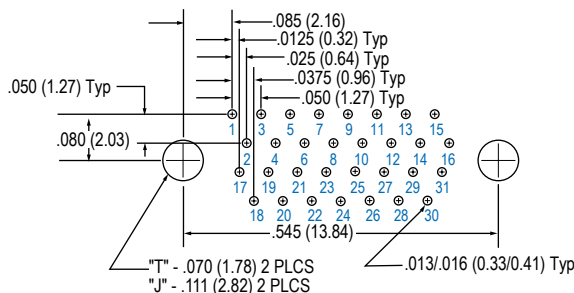
15 Contacts



21 Contacts



25 Contacts


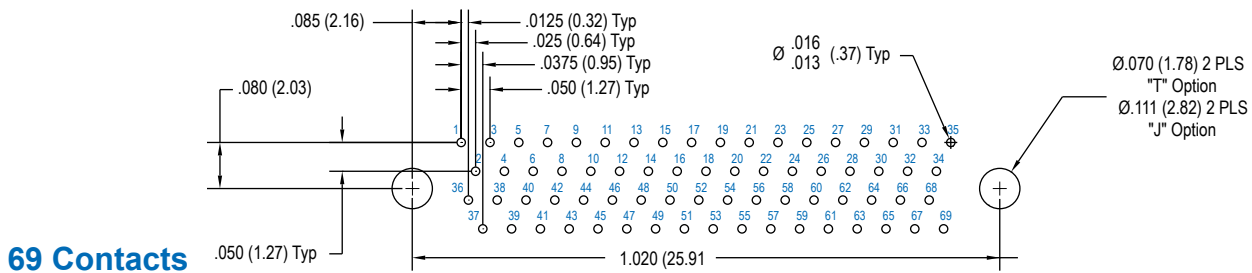
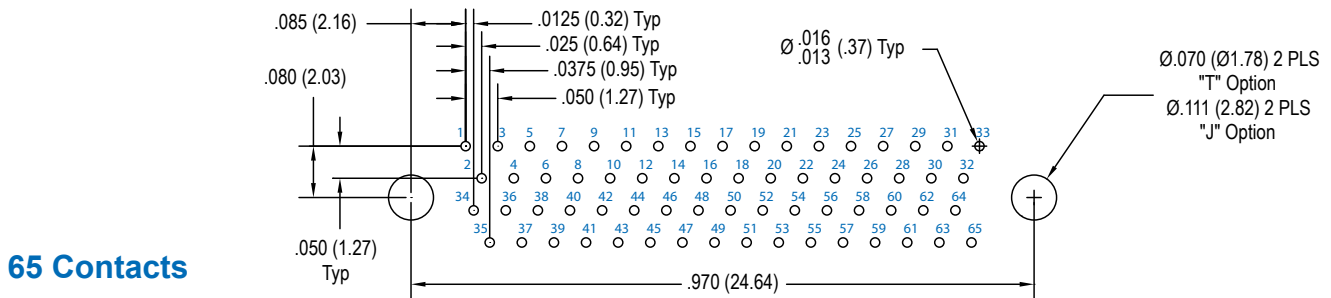
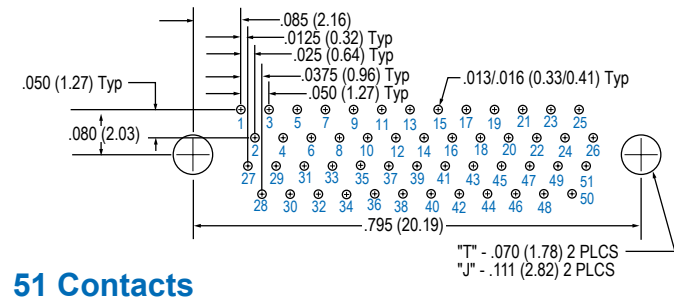
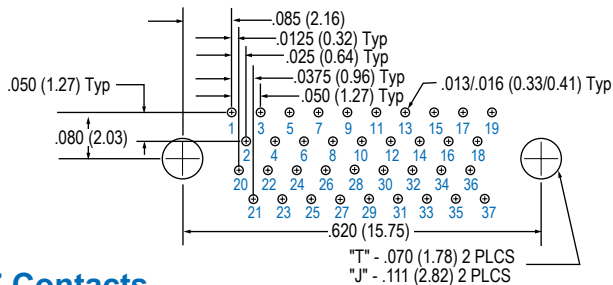
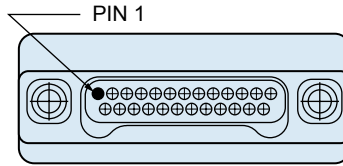


31 Contacts

Layouts shown are for connector mounting side of PC Board.



Dual Row Thru Hole Vertical Mount PCB Layout—891-006 Plug (Pin) Connector



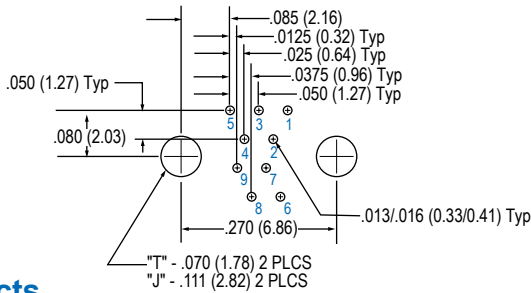
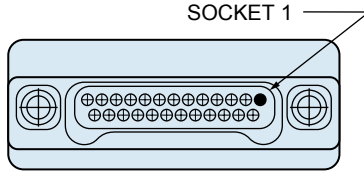
Layouts shown are for connector mounting side of PC Board.

891-006 and 891-007 Vertical Mount PCB, Dual Row Nano Connector Thru Hole Type

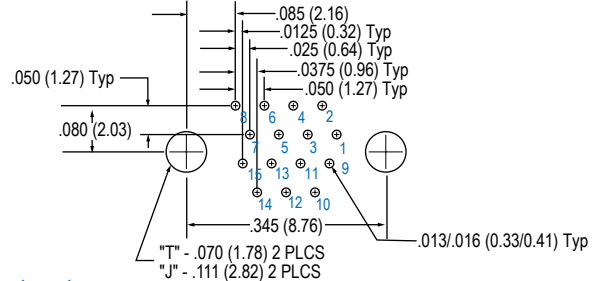


Dual Row
Connectors

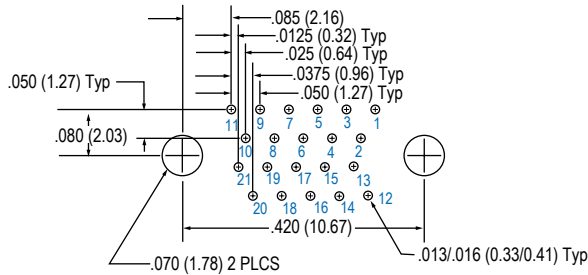
Dual Row Thru Hole Vertical Mount PCB Layout—891-007 Receptacle (Socket) Connector



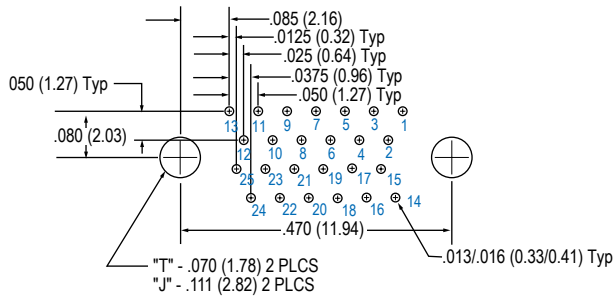
9 Contacts



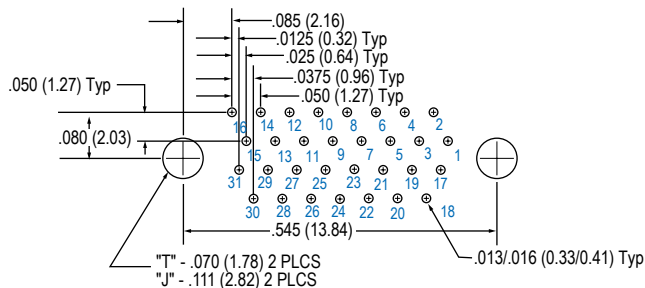
15 Contacts



21 Contacts



25 Contacts

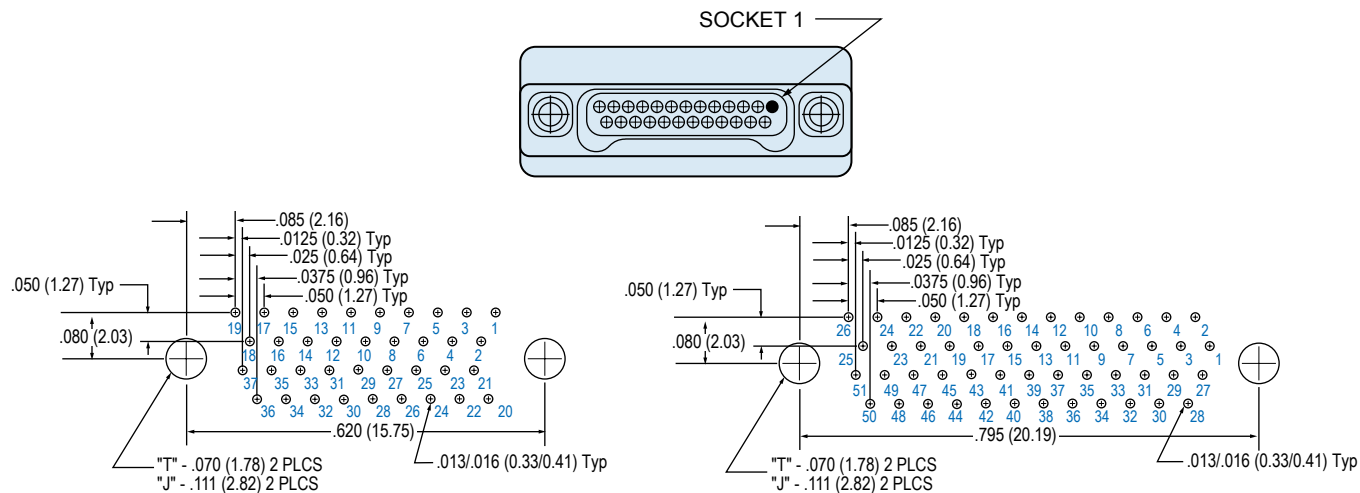


31 Contacts

Layouts shown are for connector mounting side of PC Board.

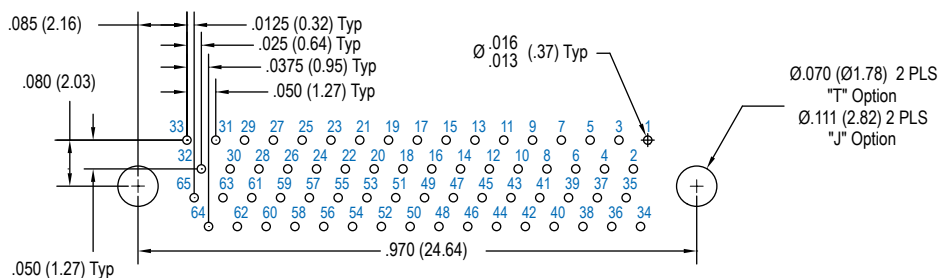


Dual Row Thru Hole Vertical Mount PCB Layout—891-007 Receptacle (Socket) Connector

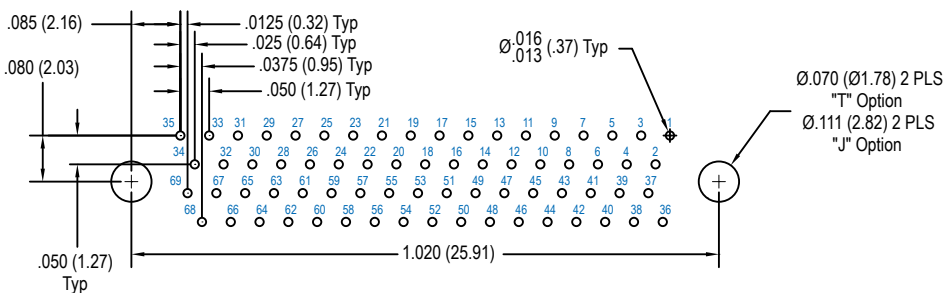


37 Contacts

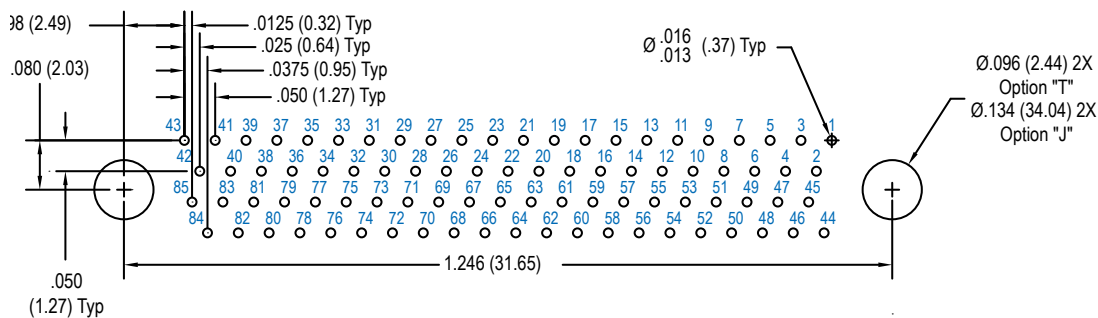
51 Contacts



65 Contacts



69 Contacts



85 Contacts

Layouts shown are for connector mounting side of PC Board.

X-ON Electronics

Largest Supplier of Electrical and Electronic Components

Click to view similar products for [Rectangular MIL Spec Connectors](#) category:

Click to view products by [Glenair](#) manufacturer:

Other Similar products are found below :

[891-011-15SA2-BSST](#) [CTS-S16/16](#) [65002-062](#) [CY4602-000](#) [732-8020-01](#) [77058-22-55PN](#) [81542-20](#) [86.030.0053.0](#) [1241346-1](#) [RM252-020-311-2900](#) [DMC-M 08-16 SA](#) [DMC-M 08-16 SAE](#) [1589051-4](#) [MSO34MPK1E1](#) [BACC65CAMA](#) [BACC65CP1PN](#) [BACI10BC0816PNBA](#) [1900ND05S1B00B](#) [HSB-D4S03DM222X](#) [2217548-1](#) [891-006-9PS-BST1T](#) [891-009-15SA2-BRT1T](#) [27963-20T12](#) [SIM2N40NC3](#) [SIM2S100A](#) [1604996-2](#) [SMD25PN90L-4055](#) [1900ND08S1B00A](#) [22628-10-6P-791](#) [GMCT50F0T0000](#) [RE04-212S](#) [M32139/03-G05SN](#) [CTD160E01F-6148](#) [CTJ112E03B](#) [CTJ122E02D-8000](#) [CTJ-3D-12](#) [CTJ920E06N-513](#) [CTJ920E12N-513](#) [CTL-16-090](#) [CY4600-000](#) [CY4601-000](#) [38111-14-15SN](#) [38112-14-15PN](#) [MMA23-0111R1](#) [MMD25-0071P1](#) [33516062020](#) [33526M11-08PE](#) [DMC-M99-01AN](#) [Y59113WE20PNV00300](#) [ZPF000000000106310](#)