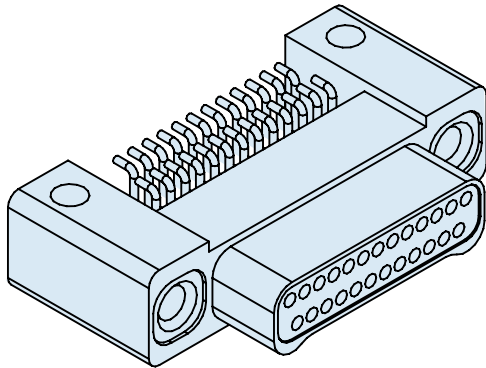




891-012 and 891-013 Right Angle Mount PCB, Dual Row Nano Connector Surface Mount Type



Right Angle Surface PCB Nano Connectors feature gold alloy TwistPin contacts. These nanominiature connectors offer premium performance and reliability for demanding applications. Available with female threads, or with jackscrews for use with flexible circuits.

Pre-Tinned PC Tails are coated with Sn63Pb37 tin-lead for excellent solderability.

Choose Aluminum, Titanium or Stainless Steel Shells in ten layouts from 9 to 85 contacts. Complies to the requirements of MIL-DTL-32139.

How to Order Right Angle Surface Mount PCB Connectors

Sample Part Number	891-012	-25P	A1	-BRS	T
Series	891-012 Plug, Pin Contacts, Dual Row, Right Angle Surface Mount Nanominiature 891-013 Receptacle, Socket Contacts, Dual Row, Right Angle Surface Mount Nanominiature				
Insert Arrangement/ Contact Type	Plugs (891-012) 9P, 15P, 21P, 25P, 31P, 37P, 51P, 65P, 69P, 85P Receptacles (891-013) 9S, 15S, 21S, 25S, 31S, 37S, 51S, 65S, 69S, 85S				
Shell Material and Finish	A1 - Aluminum Shell, Cadmium Plating T - Titanium Shell, Unplated A2 - Aluminum Shell, Electroless Nickel Plating S - Stainless Steel Shell, Passivated				
Termination Type	BRS - Board Right Angle Surface Mount				
Hardware	T - Female Thread				

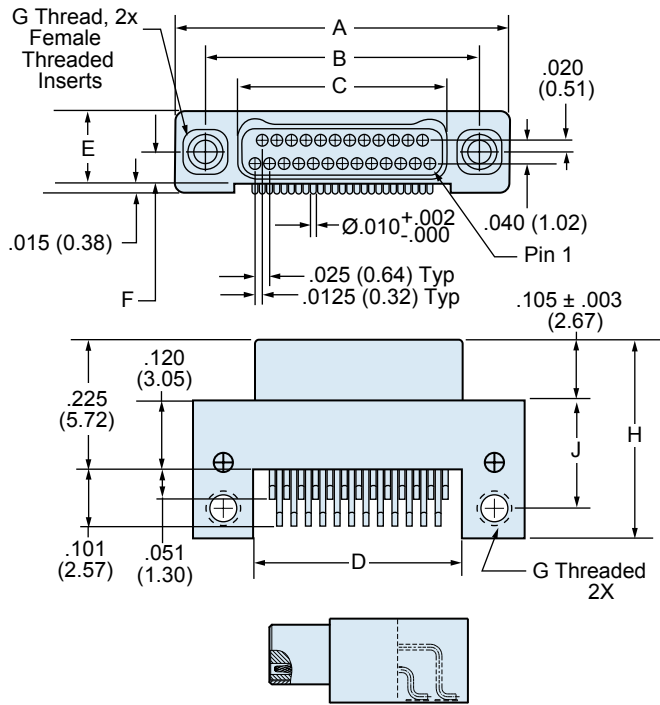
Dimensions in inches (millimeters) and are subject to change without notice.

891-012 and 891-013 Right Angle Mount PCB, Dual Row Nano Connector Surface Mount Type

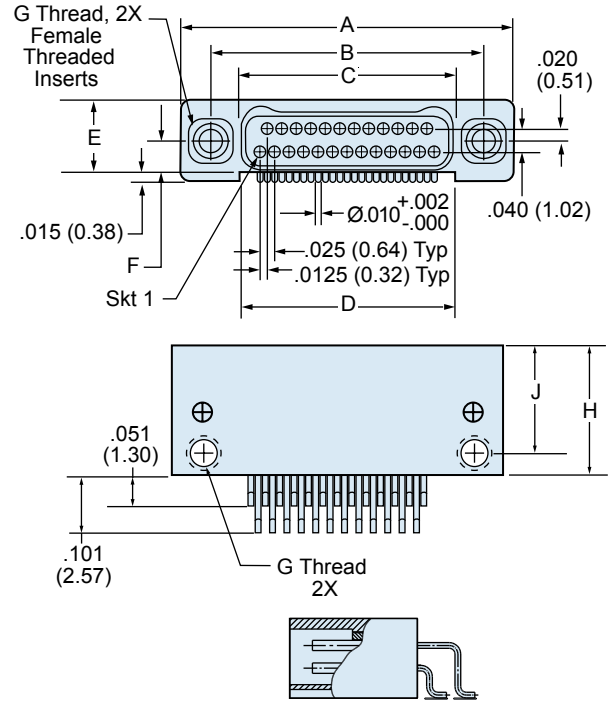


Dual Row Right Angle Surface Mount Nano Dimensions

891-012 Plug (Pin) Connectors

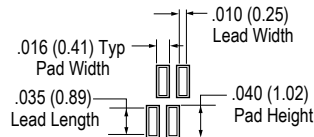


891-013 Receptacle (Socket) Connectors

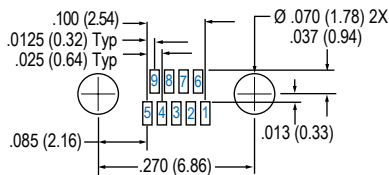


Layout	A		B BSC.		C BSC.		D		E		F BSC.		H		J		G Thread
	In. ± .005	mm. ± 0.13	In.	mm.	In.	mm.	In. ± .005	mm. ± 0.13	In. ± .005	mm. ± 0.13	In.	mm.	In. ± .005	mm. ± 0.13	In. ± .005	mm. ± 0.13	
9P	.375	9.52	.270	6.86	.160	4.06	.170	4.32	.125	3.18	.0575	1.46	.345	8.76	.187	4.75	#0-80 UNF
9S	.375	9.52	.270	6.86	.163	4.14	.170	4.32	.125	3.18	.0575	1.46	.225	5.71	.187	4.75	#0-80 UNF
15P	.450	11.43	.345	8.76	.235	5.97	.245	6.22	.125	3.18	.0575	1.46	.345	8.76	.187	4.75	#0-80 UNF
15S	.450	11.43	.345	8.76	.238	6.04	.245	6.22	.125	3.18	.0575	1.46	.225	5.71	.187	4.75	#0-80 UNF
21P	.525	13.33	.420	10.67	.310	7.87	.320	8.13	.125	3.18	.0575	1.46	.345	8.76	.187	4.75	#0-80 UNF
21S	.525	13.33	.420	10.67	.313	7.95	.320	8.13	.125	3.18	.0575	1.46	.225	5.71	.187	4.75	#0-80 UNF
25P	.575	14.60	.470	11.94	.360	9.14	.370	9.40	.125	3.18	.0575	1.46	.345	8.76	.187	4.75	#0-80 UNF
25S	.575	14.60	.470	11.94	.363	9.22	.370	9.40	.125	3.18	.0575	1.46	.225	5.71	.187	4.75	#0-80 UNF
31P	.650	16.51	.545	13.84	.435	11.05	.445	11.30	.125	3.18	.0575	1.46	.345	8.76	.187	4.75	#0-80 UNF
31S	.650	16.51	.545	13.84	.438	11.12	.445	11.30	.125	3.18	.0575	1.46	.225	5.71	.187	4.75	#0-80 UNF
37P	.725	18.41	.620	15.75	.510	12.95	.520	13.21	.125	3.18	.0575	1.46	.345	8.76	.187	4.75	#0-80 UNF
37S	.725	18.41	.620	15.75	.513	13.03	.520	13.21	.125	3.18	.0575	1.46	.225	5.71	.187	4.75	#0-80 UNF
51P	.900	22.86	.795	20.19	.685	17.40	.695	17.65	.125	3.18	.0575	1.46	.345	8.76	.187	4.75	#0-80 UNF
51S	.900	22.86	.795	20.19	.688	17.47	.695	17.65	.125	3.18	.0575	1.46	.225	5.71	.187	4.75	#0-80 UNF
65P	1.075	27.30	.970	24.64	.860	21.84	.870	22.10	.125	3.18	.0575	1.46	.345	8.76	.187	4.75	#0-80 UNF
65S	1.075	27.30	.970	24.64	.863	21.92	.870	22.10	.125	3.18	.0575	1.46	.225	5.71	.187	4.75	#0-80 UNF
69P	1.125	28.57	1.020	25.91	.910	23.11	.920	23.37	.125	3.18	.0575	1.46	.345	8.76	.187	4.75	#0-80 UNF
69S	1.125	28.57	1.020	25.91	.913	23.19	.920	23.37	.125	3.18	.0575	1.46	.225	5.71	.187	4.75	#0-80 UNF
85P	1.377	34.97	1.246	31.65	1.110	28.19	1.120	28.45	.150	3.81	.070	1.78	.375	9.53	.205	5.34	#2-56 UNC
85S	1.377	34.97	1.246	31.65	1.113	28.27	1.120	28.45	.150	3.81	.070	1.78	.270	6.86	.210	5.21	#2-56 UNC

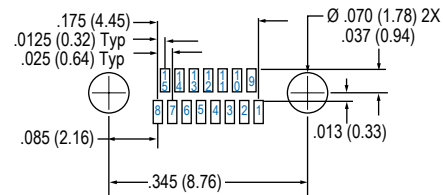
Dual Row Right Angle Surface Mount Board Layout—891-012 Plugs (Pin) Connectors



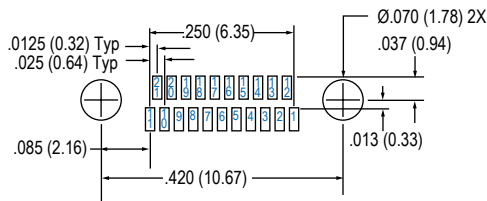
PAD/ FOOTPRINT DETAIL



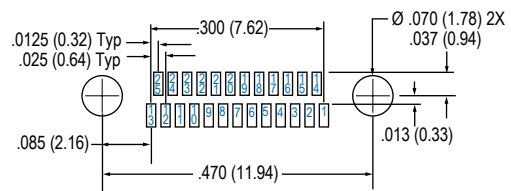
9 Contacts



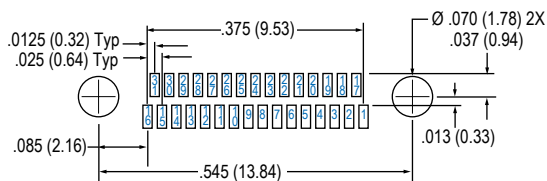
15 Contacts



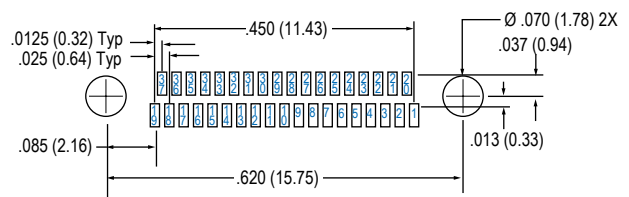
21 Contacts



25 Contacts



31 Contacts



37 Contacts

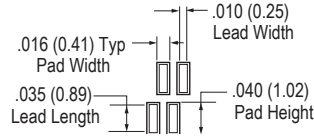
Layouts shown are for connector mounting side of PC Board.

891-012 and 891-013
 Right Angle Mount PCB, Dual Row Nano Connector
 Surface Mount Type



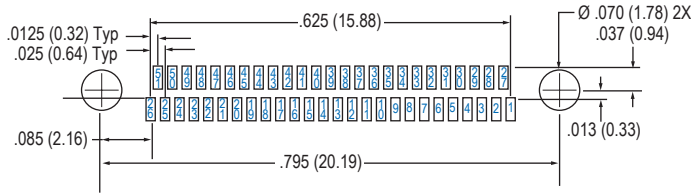
Dual Row
 Connectors

Dual Row Right Angle Surface Mount Board Layout—891-012 Plug (Pin) Connectors

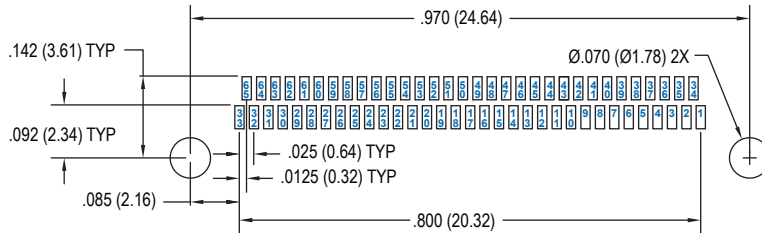


PAD/ FOOTPRINT DETAIL


51 Contacts




65 Contacts



69 Contacts



85 Contacts



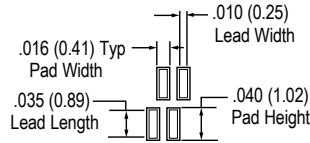
Layouts shown are for connector mounting side of PC Board.



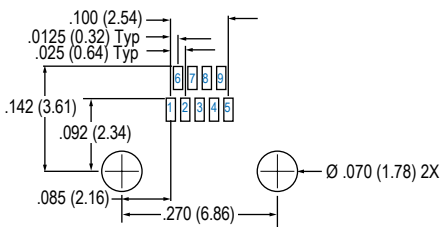


891-012 and 891-013 Right Angle Mount PCB, Dual Row Nano Connector Surface Mount Type

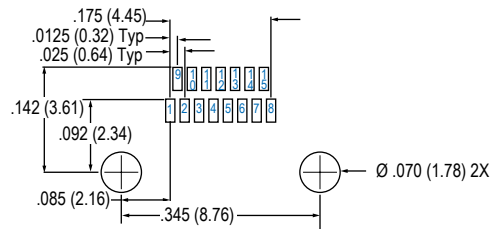
Dual Row Right Angle Surface Mount Board Layout—891-013 Receptacle (Socket) Connectors



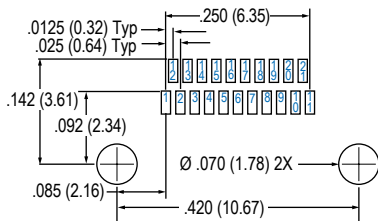
PAD/ FOOTPRINT DETAIL



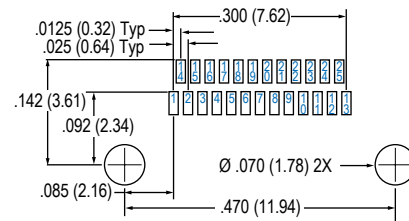
9 Contacts



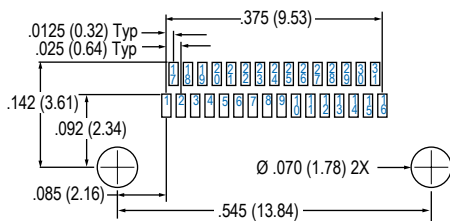
15 Contacts



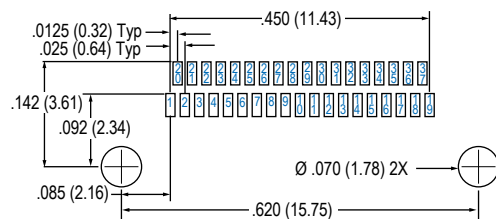
21 Contacts



25 Contacts



31 Contacts



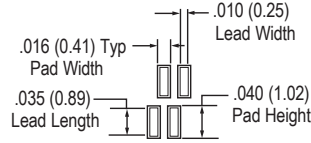
37 Contacts

Layouts shown are for connector mounting side of PC Board.

891-012 and 891-013
Right Angle Mount PCB, Dual Row Nano Connector
Surface Mount Type

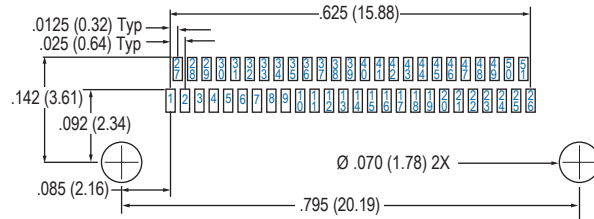


Dual Row Right Angle Surface Mount Board Layout—891-013 Receptacle (Socket) Connectors

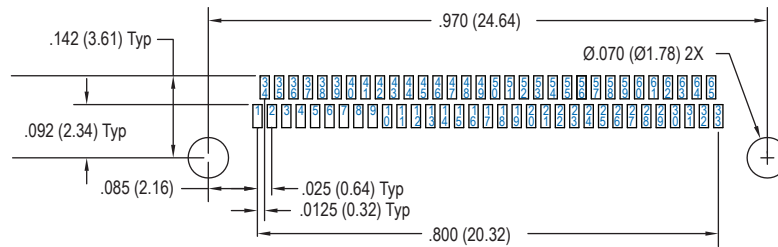


PAD/ FOOTPRINT DETAIL

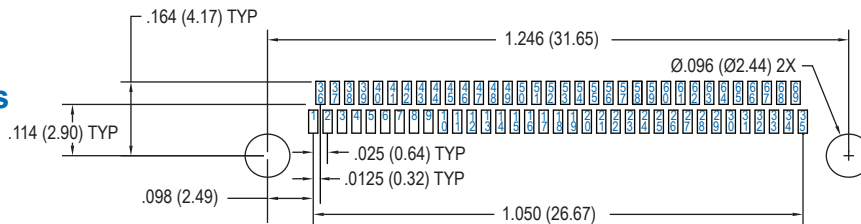
51 Contacts



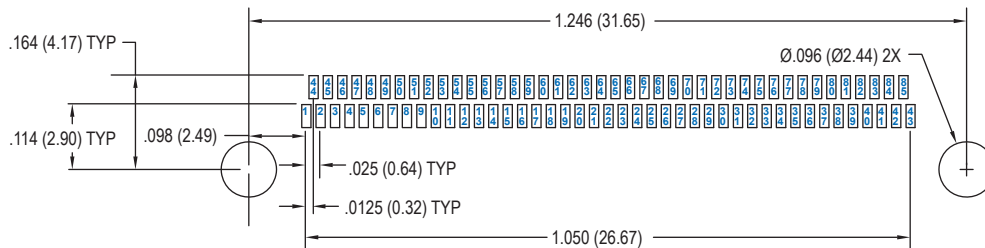
65 Contacts



69 Contacts



85 Contacts



Layouts shown are for connector mounting side of PC Board.



X-ON Electronics

Largest Supplier of Electrical and Electronic Components

Click to view similar products for [Rectangular Mil Spec Connectors](#) category:

Click to view products by [Glenair](#) manufacturer:

Other Similar products are found below :

[891-011-15SA2-BSST](#) [CTS-S16/16](#) [65002-062](#) [CY4602-000](#) [732-8020-01](#) [77058-22-55PN](#) [81542-20](#) [86.030.0053.0](#) [1241346-1](#) [RM252-020-311-2900](#) [DMC-M 08-16 SA](#) [1589051-4](#) [MSO34MPK1E1](#) [BACC65CAMA](#) [BACC65CP1PN](#) [BACI10BC0816PNBA](#) [HSB-D4S03DM222X](#) [2217548-1](#) [891-006-9PS-BST1T](#) [891-009-15SA2-BRT1T](#) [27963-20T12](#) [SIM2S100A](#) [1604996-2](#) [SMD25PN90L-4055](#) [1900ND08S1B00A](#) [22628-10-6P-791](#) [33526M11-08PD](#) [RE04-212S](#) [M32139/03-G05SN](#) [CTD160E01F-6148](#) [CTJ112E03B](#) [CTJ122E02D-8000](#) [CTJ-3D-12](#) [CTJ920E06N-513](#) [CTJ920E12N-513](#) [CTL-16-090](#) [RM300-000-581-0000](#) [CY4600-000](#) [CY4601-000](#) [38111-14-15SN](#) [38112-14-15PN](#) [MMA23-0111R1](#) [MMD25-0071P1](#) [33516062020](#) [33526M11-08PE](#) [DMC-M99-01AN](#) [Y59113WE20PNV00300](#) [ZPF000000000106310](#) [105979-31](#) [EN4165M01AD0G0](#)