

Description

The 2300F designed by the trench processing techniques to achieve extremely low on-resistance. And fast switching speed and improved transfer effective . These features combine to make this design an extremely efficient and reliable device for variety of DC-DC applications.

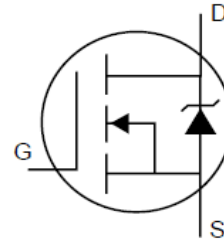
Features

V_{DSS}	$R_{DS(ON)}$ @4.5V (Typ)	$R_{DS(ON)}$ @2.5V(Typ)	I_D
20V	20m Ω	25 m Ω	6A

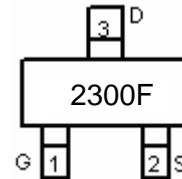
- ◆ Low On-Resistance
- ◆ 150°C Operating Temperature
- ◆ Fast Switching
- ◆ RoHSCompliant

Application

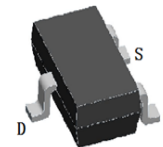
- Battery protection
- Load switch
- Power management



Schematic diagram



Marking and pin Assignment



SOT-23

Ordering Information

Part Number	Marking	Case	Packaging
2300F	2300F	SOT-23	3000pcs/Reel

Symbol	Parameter	Rating	Unit
Common Ratings (T_C=25°C Unless Otherwise Noted)			
V_{GS}	Gate-Source Voltage	±12	V
$V_{(BR)DSS}$	Drain-Source Breakdown Voltage	20	V
T_J	Maximum Junction Temperature	150	°C
T_{STG}	Storage Temperature Range	-50 to 155	°C
I_S	Diode Continuous Forward Current	$T_C = 25^\circ\text{C}$	6 A
Mounted on Large Heat Sink			
I_{DM}	Pulse Drain Current Tested	$T_C = 25^\circ\text{C}$	20 A
I_D	Continuous Drain Current(VGS=10V)	$T_C = 25^\circ\text{C}$	6 A
		$T_C = 100^\circ\text{C}$	4.0 A
P_D	Maximum Power Dissipation	$T_C = 25^\circ\text{C}$	1.25 W
$R_{\theta JA}$	Thermal Resistance Junction-Ambient		135 °C/W

Symbol	Parameter	Condition	Min	Typ	Max	Unit
Static Electrical Characteristics @ T_J = 25°C (unless otherwise stated)						
V _{(BR)DSS}	Drain-Source Breakdown Voltage	V _{GS} =0V, I _D =250μA	20	--	--	V
I _{DSS}	Zero Gate Voltage Drain Current (T _c =25°C)	V _{DS} =20V, V _{GS} =0V	--	--	0.3	μA
	Zero Gate Voltage Drain Current (T _c =125°C)	V _{DS} =20V, V _{GS} =0V	--	--	100	μA
I _{GSS}	Gate-Body Leakage Current	V _{GS} =±12V, V _{DS} =0V	--	--	±100	nA
V _{GS(TH)}	Gate Threshold Voltage	V _{DS} =V _{GS} , I _D =250μA	0.5	0.65	0.9	V
R _{DS(ON)}	Drain-Source On-State Resistance	V _{GS} =4.5V, I _D =2.3A	--	20	27	mΩ
R _{DS(ON)}	Drain-Source On-State Resistance	V _{GS} =2.5V, I _D =2.3A	--	25	41	mΩ
Dynamic Electrical Characteristics @ T_J = 25°C (unless otherwise stated)						
C _{iss}	Input Capacitance	V _{DS} =10V, V _{GS} =0V, f=1MHz	--	630	--	pF
C _{oss}	Output Capacitance		--	150	--	pF
C _{rss}	Reverse Transfer Capacitance		--	60	--	pF
Q _g	Total Gate Charge	V _{DS} =10V, I _D =2.8A, V _{GS} =4.5V	--	11	--	nC
Q _{gs}	Gate-Source Charge		--	1.6	--	nC
Q _{gd}	Gate-Drain Charge		--	2.7	--	nC
Switching Characteristics						
t _{d(on)}	Turn-on Delay Time	V _{DD} =10V, I _D =1A, R _G =6Ω, V _{GS} =4.5V, R _L =5Ω,	--	14.5	--	nS
t _r	Turn-on Rise Time		--	46	--	nS
t _{d(off)}	Turn-Off Delay Time		--	52	--	nS
t _f	Turn-Off Fall Time		--	39	--	nS
Source- Drain Diode Characteristics						
I _{SD}	Source-drain current(Body Diode)	T _c =25°C	--	--	5.2	A
I _{SDM}	Pulsed Source-drain current (Body Diode)		--	--	20	A
V _{SD}	Forward on voltage	T _J =25°C, I _{SD} =3A, V _{GS} =0V	--	--	1.2	V

Typical Characteristics

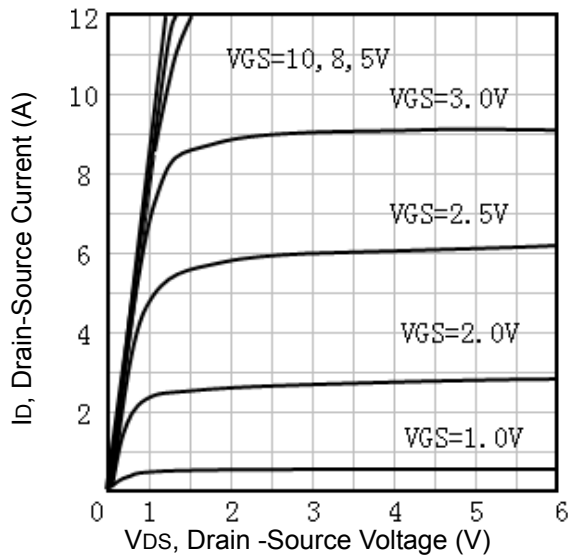


Fig1. Typical Output Characteristics

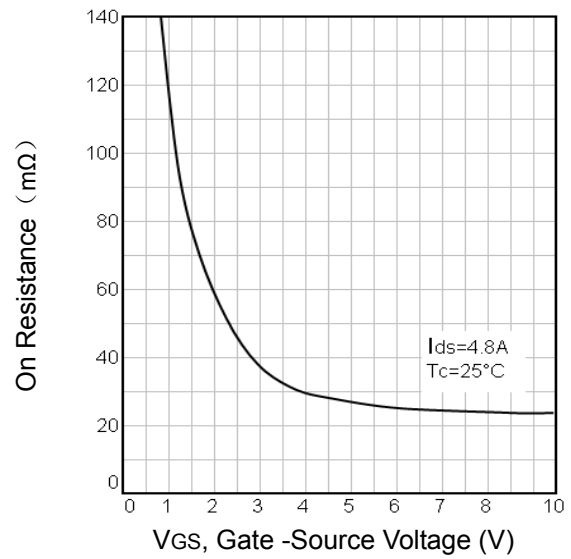


Fig2. Typical Transfer Characteristics

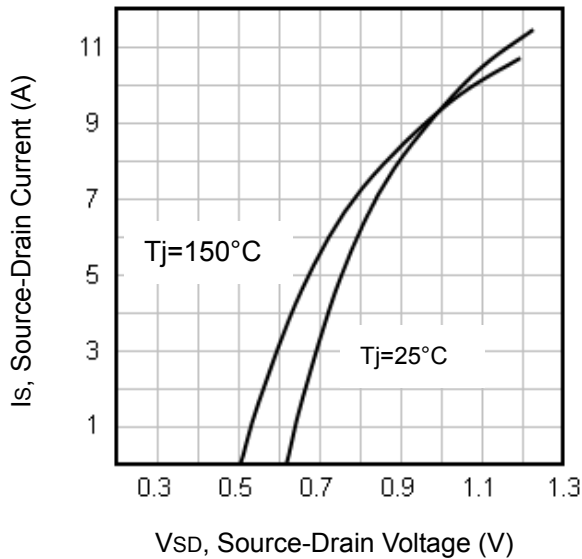


Fig3. Typical Source-Drain Diode Forward Voltage

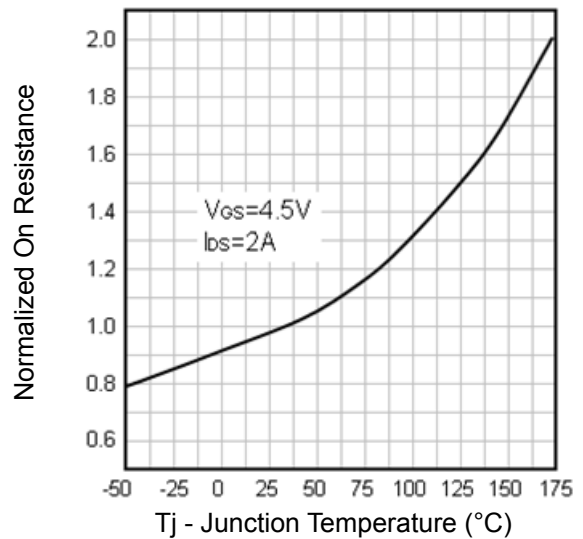
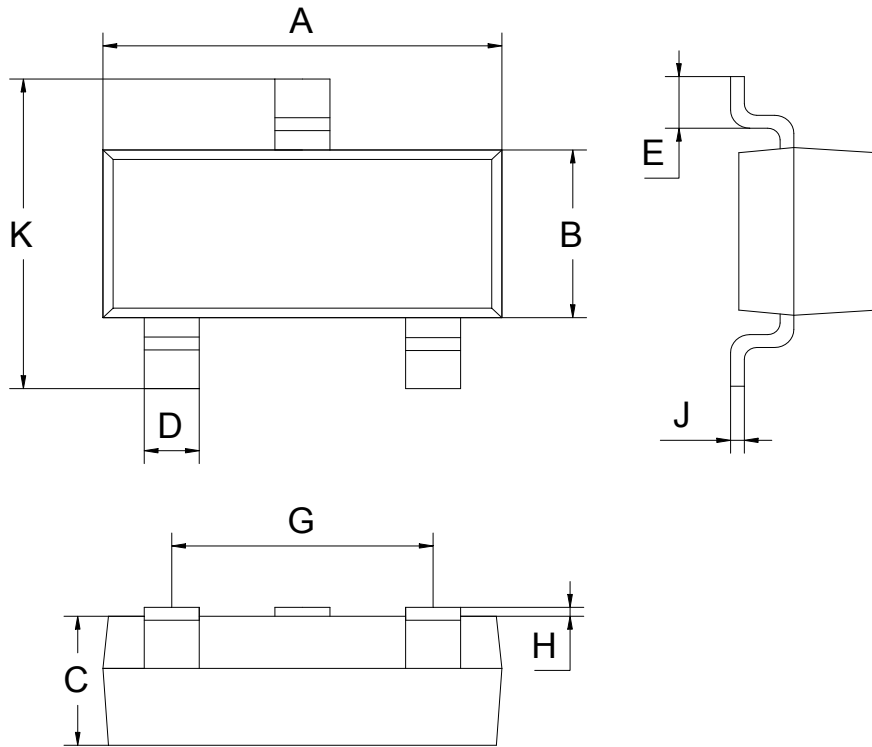


Fig4. Normalized On-Resistance Vs. Temperature

SOT-23 Package information



SOT-23			
Dim	MIN	NOM	MAX
A	2.80	2.90	3.00
B	1.20	1.30	1.40
C	0.90	1.00	1.10
D	0.39	0.40	0.45
E	0.20MIN		
G	1.90REF		
H	0.00	-	0.10
J	0.05	0.10	0.15
K	2.30	2.40	2.50
All Dimensions in mm			

X-ON Electronics

Largest Supplier of Electrical and Electronic Components

Click to view similar products for [MOSFET](#) category:

Click to view products by [GOFORD](#) manufacturer:

Other Similar products are found below :

[614233C](#) [648584F](#) [IRFD120](#) [IRFF430](#) [JANTX2N5237](#) [2N7000](#) [FCA20N60_F109](#) [FDZ595PZ](#) [AOD464](#) [2SK2267\(Q\)](#) [2SK2545\(Q,T\)](#)
[405094E](#) [423220D](#) [MIC4420CM-TR](#) [VN1206L](#) [614234A](#) [715780A](#) [SSM6J414TU,LF\(T](#) [751625C](#) [PSMN4R2-30MLD](#)
[TK31J60W5,S1VQ\(O](#) [2SK2614\(TE16L1,Q\)](#) [DMN1017UCP3-7](#) [EFC2J004NUZTDG](#) [FCAB21350L1](#) [P85W28HP2F-7071](#) [DMN1053UCP4-7](#)
[NTE2384](#) [NTE2969](#) [NTE6400A](#) [DMN2080UCB4-7](#) [DMN61D9UWQ-13](#) [US6M2GTR](#) [DMN31D5UDJ-7](#) [SSM6P54TU,LF](#) [DMP22D4UFO-](#)
[7B](#) [IPS60R3K4CEAKMA1](#) [DMN1006UCA6-7](#) [DMN16M9UCA6-7](#) [STF5N65M6](#) [STU5N65M6](#) [C3M0021120D](#) [DMN13M9UCA6-7](#)
[BSS340NWH6327XTSA1](#) [MCM3400A-TP](#) [DMTH10H4M6SPS-13](#) [IRF40SC240ARMA1](#) [IPS60R1K0PFD7SAKMA1](#)
[IPS60R360PFD7SAKMA1](#) [IPS60R600PFD7SAKMA1](#)