



10A05 thru 10A10

General Purpose Plastic Rectifiers
Reverse Voltage 50 to 1000 Volts Forward Current 10.0 Amperes

Features

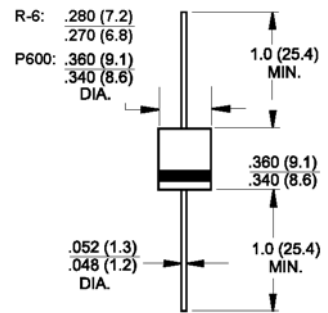
- ◆ Low cost
- ◆ Diffused junction
- ◆ Low forward voltage drop
- ◆ Low reverse leakage current
- ◆ High current capability
- ◆ The plastic material carries UL recognition 94V-0
- ◆ T_J is 150°C (Max.) and T_{STG} is 175°C (Max.) with PI glue



R-6 or P600

Mechanical Data

- ◆ Case : JEDEC R-6 molded plastic
- ◆ Polarity : Color band denotes cathode
- ◆ Weight : 0.074 ounce, 2.1 grams
- ◆ Mounting position : Any



Dimensions in inches and (millimeters)

Maximum Ratings and Electrical Characteristics

Ratings at 25°C ambient temperature unless otherwise specified.

Single phase, half wave, 60 Hz, resistive or inductive load.

For capacitive load, derate current by 20%

Parameter	Symbols	10A05	10A1	10A2	10A4	10A6	10A8	10A10	Units
Maximum repetitive peak reverse voltage	V_{RRM}	50	100	200	400	600	800	1000	Volts
Maximum RMS voltage	V_{RMS}	35	70	140	280	420	560	700	Volts
Maximum DC blocking voltage	V_{DC}	50	100	200	400	600	800	1000	Volts
Maximum average forward rectified current @ $T_A=50^\circ\text{C}$	$I_{F(AV)}$	10.0							Amps
Peak forward surge current 8.3ms single half sine-wave superimposed on rated load (JEDEC Method)	I_{FSM}	600.0							Amps
Maximum forward Voltage at 10A DC	V_F	1.0							Volts
Maximum DC reverse current at rated DC blocking voltage @ $T_J=25^\circ\text{C}$ @ $T_J=100^\circ\text{C}$	I_R	10.0 100							μA
Typical junction capacitance (Note 1)	C_J	150							pF
Typical thermal resistance (Note 2)	$R_{\theta JA}$	10.0							$^\circ\text{C/W}$
Operating junction temperature range	T_J	-55 to +125							$^\circ\text{C}$
Storage temperature range	T_{STG}	-55 to +150							$^\circ\text{C}$

- Notes:**
1. Measured at 1.0MHz and applied reverse voltage of 4.0V D.C.
 2. Thermal Resistance Junction to Ambient

RATINGS AND CHARACTERISTIC CURVES

($T_a = 25^\circ\text{C}$ unless otherwise noted)

FIG. 1 - FORWARD CURRENT DERATING CURVE

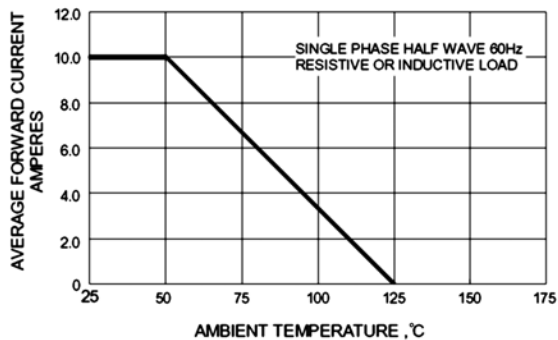


FIG. 2 - MAXIMUM NON-REPETITIVE SURGE CURRENT

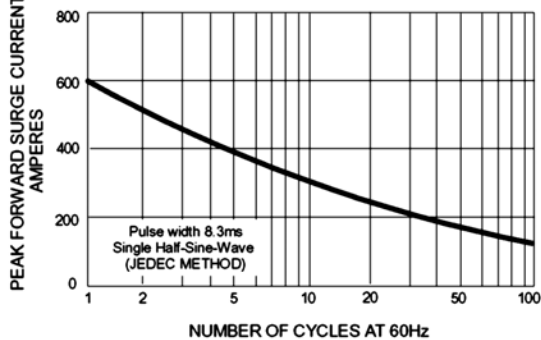


FIG. 3 - TYPICAL JUNCTION CAPACITANCE

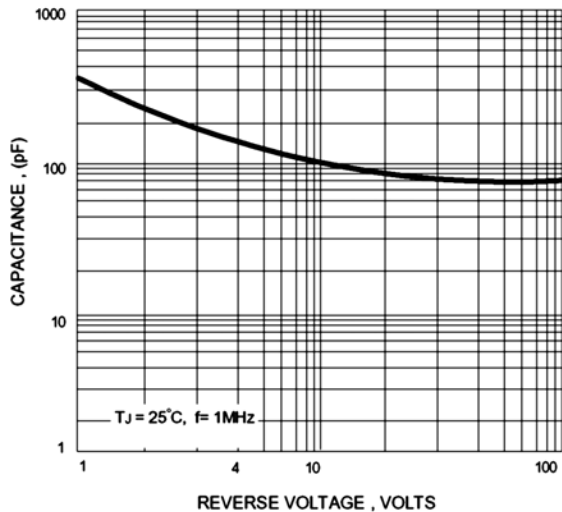
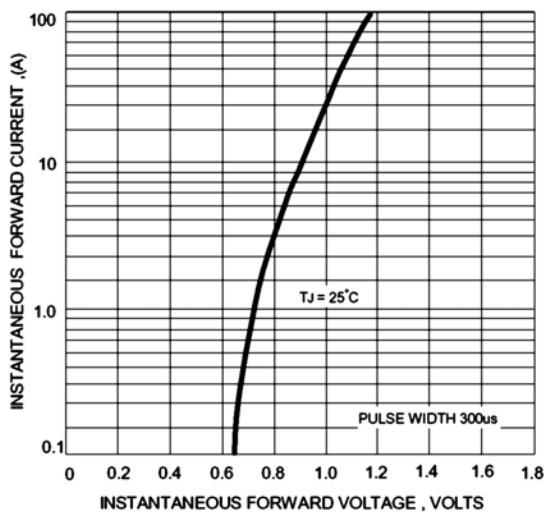


FIG. 4 - TYPICAL FORWARD CHARACTERISTICS



X-ON Electronics

Largest Supplier of Electrical and Electronic Components

Click to view similar products for [Diodes - General Purpose, Power, Switching category](#):

Click to view products by [Good-Ark manufacturer](#):

Other Similar products are found below :

[MCL4151-TR3](#) [MMBD3004S-13-F](#) [RD0306T-H](#) [1N3611](#) [NTE156A](#) [NTE574](#) [NTE6244](#) [1SS193,LF](#) [1SS400CST2RA](#) [SDAA13](#)
[SHN2D02FUTW1T1G](#) [LS4151GS08](#) [1N4449](#) [1N456A](#) [1N4934-E3/73](#) [1N914BTR](#) [RFUH20TB3S](#) [D291S45T](#) [BAV300-TR](#) [BAW56DWQ-](#)
[7-F](#) [BAW56M3T5G](#) [BAW75-TAP](#) [MM230L-CAA](#) [IDW40E65D1](#) [JAN1N3600](#) [JAN1N4454UR-1](#) [LL4151-GS18](#) [SMMSD4148T3G](#)
[BYW95B/A52A](#) [NSVDAN222T1G](#) [CDSZC01100-HF](#) [LL4150-M-08](#) [1N4454-TR](#) [BAV70HDW-7](#) [BAS28-7](#) [JANTX1N6640](#) [BAW56HDW-](#)
[13](#) [BAS28 TR](#) [VS-HFA04SD60STR-M3](#) [NSVM1MA152WKT1G](#) [1SS388-TP](#) [RGP30D-E3/73](#) [VS-8EWF02S-M3](#) [BAV99TQ-13-F](#)
[BAV99HDW-13](#) [MMDB30-E28X](#) [IDP20C65D2XKSA1](#) [LS4148](#) [IDV15E65D2](#) [NSVM1MA152WAT1G](#)