



P600A thru P600M

General Purpose Plastic Rectifiers
Reverse Voltage 50 to 1000 Volts Forward Current 6.0 Amperes

Features

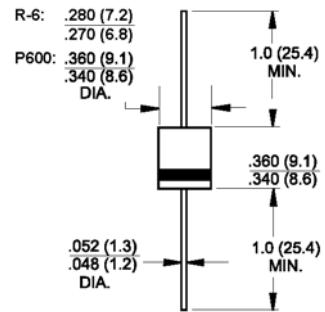
- ◆ Plastic package has Underwriters Laboratories Flammability Classification 94V-0
- ◆ High forward current capability
- ◆ Construction utilizes void-free molded plastic technique
- ◆ High surge current capability
- ◆ T_J is 150°C (Max.) and T_{STG} is 175°C (Max.) with PI glue



R-6 or P600

Mechanical Data

- ◆ Case: Void-free molded plastic body
- ◆ Terminals: Plated axial leads, solderable per MIL-STD-750, Method 2026
- ◆ High temperature soldering guaranteed:
250°C/10 seconds, 0.375" (9.5mm) lead length,
5 lbs. (2.3kg) tension
- ◆ Polarity: Color band denotes cathode end
- ◆ Mounting Position: Any
- ◆ Weight: 0.074 ounce, 2.1 grams



Dimensions in inches and (millimeters)

Maximum Ratings and Electrical Characteristics

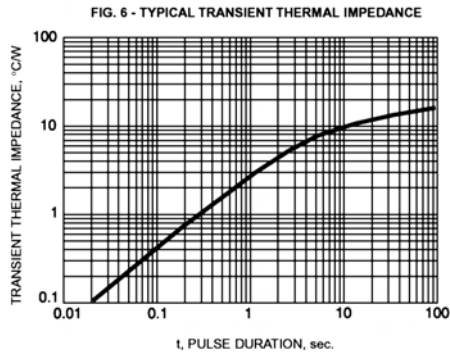
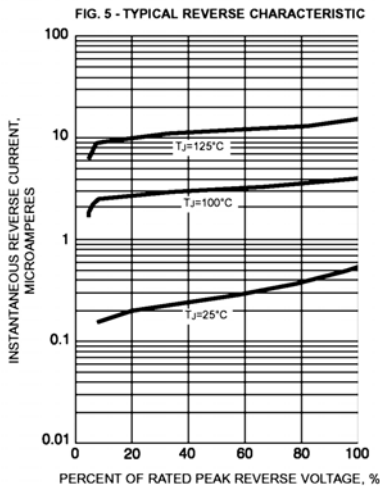
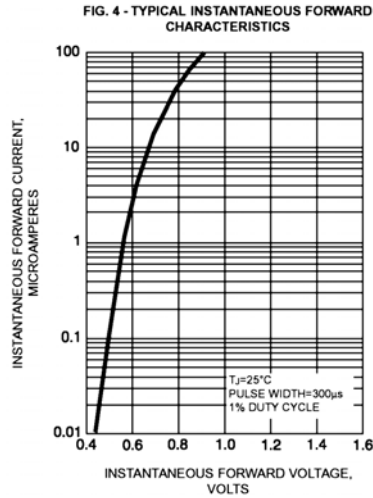
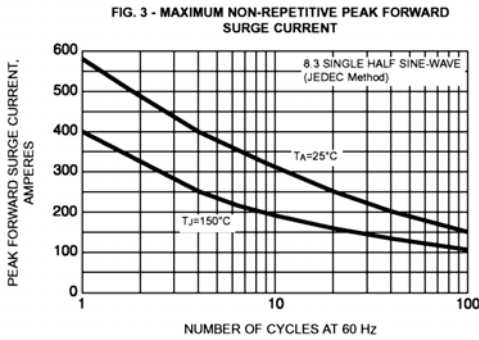
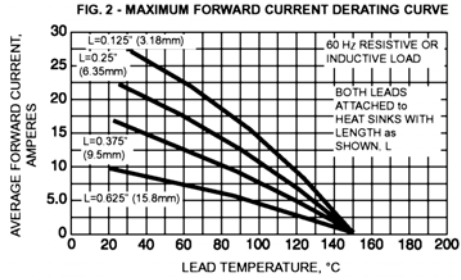
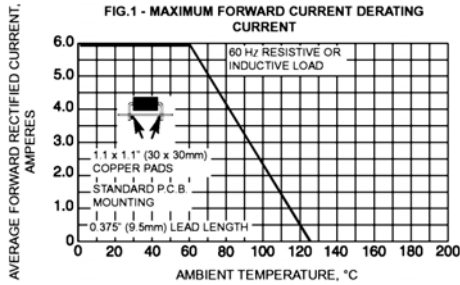
Ratings at 25°C ambient temperature unless otherwise specified.

Parameter	Symbols	P600A	P600B	P600D	P600G	P600J	P600K	P600M	Units
Maximum repetitive peak reverse voltage	V_{RRM}	50	100	200	400	600	800	1000	Volts
Maximum RMS Voltage	V_{RMS}	35	70	140	280	420	560	700	Volts
Maximum DC blocking voltage	V_{DC}	50	100	200	400	600	800	1000	Volts
Maximum average forward rectified current at $T_A=60^\circ\text{C}$, 0.375" (9.5mm) lead length (Fig. 1) $T_A=60^\circ\text{C}$, 0.125" (3.18mm) lead length (Fig. 2)	$I_{F(AV)}$					6.0 22.0			Amps
Peak forward surge current 8.3ms single half sine-wave superimposed on rated load (JEDEC Method)	I_{FSM}					400.0			Amps
Maximum instantaneous forward voltage at: 6.0A 100A	V_F					0.90 1.30	1.0 1.4		Volts
Maximum DC reverse current at rated DC blocking voltage $T_A=25^\circ\text{C}$ $T_A=100^\circ\text{C}$	I_R					5.0 1.0			μA mA
Typical reverse recovery time at $I_F=0.5\text{A}$, $I_R=1.0\text{A}$, $t_r=0.25\text{A}$	t_{rr}					1.0			μs
Typical junction capacitance at 4.0V, 1MHz	C_J					150			pF
Typical thermal resistance (Note 1)	$R_{\theta JA}$ $R_{\theta JL}$					20.0 4.0			$^\circ\text{C/W}$
Operating junction temperature range	T_J					-55 to +125			$^\circ\text{C}$
Storage temperature range	T_{STG}					-55 to +150			$^\circ\text{C}$

Notes: 1. Thermal resistance from junction to ambient and from junction to lead at 0.375" (9.5mm) lead length, P.C.B. mounted with 1.1" x 1.1" (30 x 30mm) copper pads

RATINGS AND CHARACTERISTIC CURVES

($T_A = 25^\circ\text{C}$ unless otherwise noted)



X-ON Electronics

Largest Supplier of Electrical and Electronic Components

Click to view similar products for [Diodes - General Purpose, Power, Switching category:](#)

Click to view products by [Good-Ark manufacturer:](#)

Other Similar products are found below :

[MMBD3004S-13-F](#) [RD0306T-H](#) [DSE010-TR-E](#) [BAV17-TR](#) [BAV19-TR](#) [1N3611](#) [NTE156A](#) [NTE574](#) [NTE6244](#) [1SS181-TP](#) [1SS193,LF](#)
[1SS400CST2RA](#) [SDAA13](#) [SHN2D02FUTW1T1G](#) [LS4151GS08](#) [FC903-TR-E](#) [1N4449](#) [1N456A](#) [1N4934-E3/73](#) [1N914B](#) [1N914BTR](#)
[1SS226-TP](#) [RFUH20TB3S](#) [D291S45T](#) [BAV300-TR](#) [BAW56DWQ-7-F](#) [BAW75-TAP](#) [MM230L-CAA](#) [IDW40E65D1](#) [JAN1N3600](#) [LL4151-](#)
[GS18](#) [053684A](#) [SMMSD4148T3G](#) [707803H](#) [NSVDAN222T1G](#) [CDSZC01100-HF](#) [LL4150-M-08](#) [1N4454-TR](#) [BAV199E6433HTMA1](#)
[BAS28-7](#) [BAW56HDW-13](#) [BAS28 TR](#) [VS-HFA04SD60STR-M3](#) [NSVM1MA152WKT1G](#) [RGP30D-E3/73](#) [BAV99TQ-13-F](#) [BAS21DWA-7](#)
[NTE6250](#) [NTE582-4](#) [NTE582-6](#)