




# RL201 thru RL207

General Purpose Plastic Rectifiers  
Reverse Voltage 50 to 1000 Volts Forward Current 2.0 Amperes

## Features

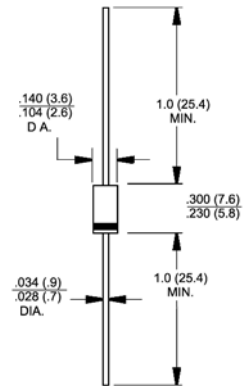
- ◆ Low cost
- ◆ Low leakage
- ◆ Low forward voltage drop
- ◆ High current capability
- ◆  $T_J$  is 150°C (Max.) and  $T_{STG}$  is 175°C (Max.) with PI glue



DO-204AC (DO-15)

## Mechanical Data

- ◆ Case : JEDEC DO-204AC (DO-15) molded plastic
- ◆ Epoxy: UL 94V-O rate flame retardant
- ◆ Lead: MIL-STD-202E method 208C guaranteed
- ◆ Mounting position: Any
- ◆ Weight: 0.014 ounce, 0.39 gram



Dimensions in inches and (millimeters)

## Maximum Ratings and Electrical Characteristics

Ratings at 25°C ambient temperature unless otherwise specified.

Single phase, half wave, 60Hz, resistive or inductive load.

For capacitive load, derate current by 20%

Parameter	Symbols	RL201	RL202	RL203	RL204	RL205	RL206	RL207	Units
Maximum repetitive peak reverse voltage	$V_{RRM}$	50	100	200	400	600	800	1000	Volts
Maximum RMS voltage	$V_{RMS}$	35	70	140	280	420	560	700	Volts
Maximum DC blocking voltage	$V_{DC}$	50	100	200	400	600	800	1000	Volts
Maximum average forward rectified current at $T_A=50^\circ\text{C}$	$I_{(AV)}$	2.0							Amps
Peak forward surge current 8.3 ms single half sine-wave superimposed on rated load (JEDEC method)	$I_{FSM}$	70.0							Amps
Maximum instantaneous forward voltage at 2.0A DC	$V_F$	1.1							Volts
Maximum DC reverse current at rated DC blocking voltage	$I_R$	5.0							$\mu\text{A}$
Maximum full load reverse current full cycle average .375" (9.5mm) lead length at $T_J=75^\circ\text{C}$	$I_{R(AV)}$	30							$\mu\text{A}$
Typical junction capacitance (Note 1)	$C_J$	20							pF
Typical thermal resistance	$R_{\theta JA}$	40							$^\circ\text{C/W}$
Operating junction temperature range	$T_J$	-50 to +125							$^\circ\text{C}$
Storage temperature range	$T_{STG}$	-50 to +150							$^\circ\text{C}$

Notes: 1. Measured at 1 MHz and applied reverse voltage of 4.0 volts

# RATINGS AND CHARACTERISTIC CURVES

FIG. 1 - TYPICAL FORWARD CURRENT DERATING CURVE

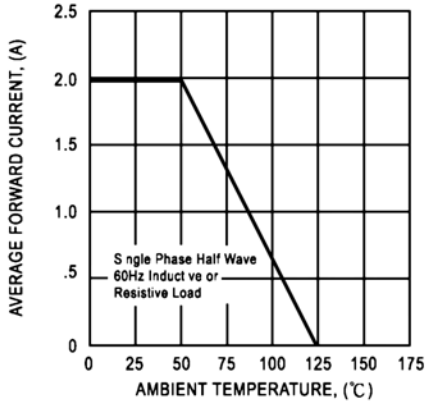


FIG. 2 - TYPICAL INSTANTANEOUS FORWARD CHARACTERISTICS

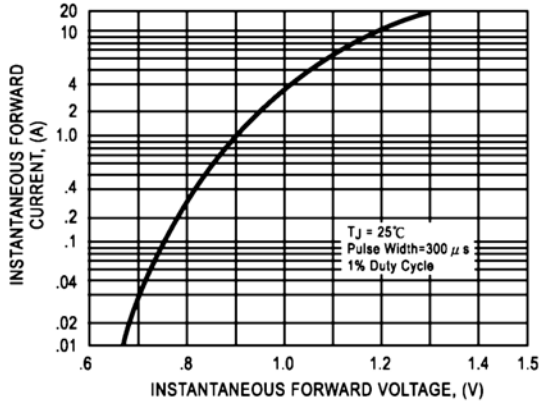


FIG. 3 - MAXIMUM NON-REPETITIVE FORWARD SURGE CURRENT

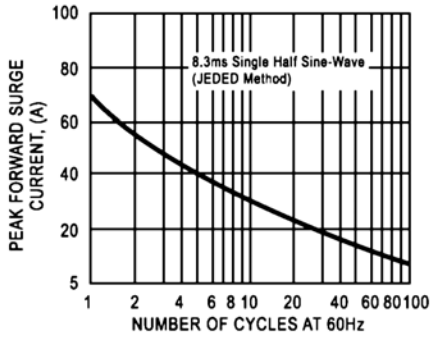


FIG. 4 - TYPICAL REVERSE CHARACTERISTICS

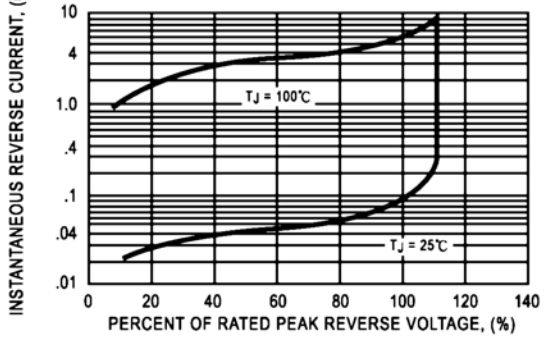
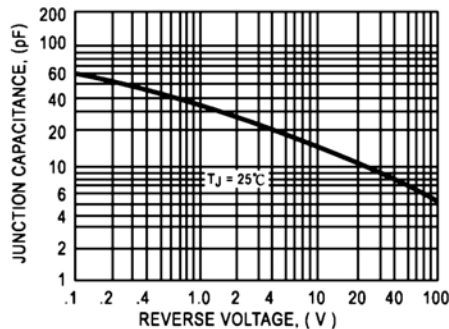


FIG. 5 - TYPICAL JUNCTION CAPACITANCE



## X-ON Electronics

Largest Supplier of Electrical and Electronic Components

*Click to view similar products for* [Diodes - General Purpose, Power, Switching category:](#)

*Click to view products by* [Good-Ark manufacturer:](#)

Other Similar products are found below :

[MMBD3004S-13-F](#) [RD0306T-H](#) [BAV17-TR](#) [BAV19-TR](#) [1N3611](#) [NTE156A](#) [NTE574](#) [NTE6244](#) [1SS181-TP](#) [1SS193,LF](#) [1SS400CST2RA](#)  
[SDAA13](#) [SHN2D02FUTW1T1G](#) [LS4151GS08](#) [FC903-TR-E](#) [1N4449](#) [1N456A](#) [1N4934-E3/73](#) [1N914B](#) [1N914BTR](#) [1SS226-TP](#)  
[RFUH20TB3S](#) [D291S45T](#) [BAV300-TR](#) [BAW56DWQ-7-F](#) [BAW75-TAP](#) [MM230L-CAA](#) [IDW40E65D1](#) [JAN1N3600](#) [LL4151-GS18](#)  
[053684A](#) [SMMSD4148T3G](#) [707803H](#) [NSVDAN222T1G](#) [CDSZC01100-HF](#) [LL4150-M-08](#) [BAV199E6433HTMA1](#) [BAS28-7](#)  
[BAW56HDW-13](#) [BAS28 TR](#) [VS-HFA04SD60STR-M3](#) [NSVM1MA152WKT1G](#) [RGP30D-E3/73](#) [BAV99TQ-13-F](#) [BAS21DWA-7](#) [NTE6250](#)  
[NTE582-4](#) [NTE582-6](#) [MMDB30-E28X](#) [VS-HFA04SD60SL-M3](#)