



# SB170 thru SB1B0

Schottky Barrier Rectifiers

Reverse Voltage 70V to 100V Forward Current 1.0A Amperes

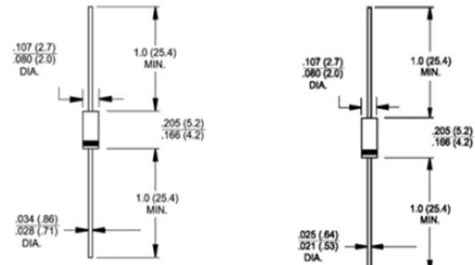
## Features

- Metal-Semiconductor junction with guardring
- Epitaxial construction
- Low forward voltage drop
- High current capability
- The plastic material carries UL recognition 94V-0
- For use in low voltage, high frequency inverters, free wheeling, and polarity protection applications



DO-204AL (DO-41)

A-405



Dimensions in inches and (millimeters) Dimensions in inches and (millimeters)

Note: Lead diameter is 0.025(0.64)/0.021(0.53) for suffix "S" part numbers

## Mechanical Data

- Case: JEDEC DO-204AL(DO-41)/A-405 molded plastic
- Polarity: Color band denotes cathode end
- Weight: DO-41-0.012 ounce, 0.33 gram  
A-405-0.008 ounce, 0.22 gram
- Mounting position: Any

## MAXIMUM RATINGS and ELECTRICAL CHARACTERISTICS

Ratings at 25°C ambient temperature unless otherwise specified.

Single phase, half wave, 60HZ, resistive or inductive load.

For capacitive load, derate current by 20%

PARAMETER	SYMBOL	SB170	SB180	SB190	SB1B0	UNIT
Maximum repetitive peak reverse voltage	VRRM	70	80	90	100	V
Maximum RMS voltage	VRMS	49	56	63	70	V
Maximum DC blocking voltage	VDC	70	80	90	100	V
Maximum average forward rectified current 0.375"(9.5mm) lead length at T <sub>L</sub> =100°C	IF(AV)	1.0				A
Peak forward surge current 8.3 ms single half sine-wave superimposed on rated load	IFSM	30				A
Maximum forward voltage at 1A DC T <sub>A</sub> =25°C T <sub>A</sub> =100°C	VF	0.79 0.69				V
Maximum DC reverse current at rated DC blocking voltage <sup>(1)</sup>	IR	T <sub>J</sub> =25°C				mA
		T <sub>J</sub> =125°C				
Typical junction capacitance (Note 1)	C <sub>j</sub>	30				pF
Typical thermal resistance(Note 2)	R <sub>θJA</sub>	76				°C/W
	R <sub>θJC</sub>	41				
	R <sub>θJL</sub>	32				
Operating junction temperature range	T <sub>J</sub>	- 55 to + 150				°C
storage temperature range	T <sub>STG</sub>	- 55 to + 150				°C

Notes: 1. Measured at 1.0 MHZ and applied reverse voltage of 4.0V DC

2. Thermal Resistance at .375(9.5mm) Lead Length, PC Board Mounted



GOOD-ARK

# SB170 thru SB1B0

Schottky Barrier Rectifiers

Reverse Voltage 70V to 100V Forward Current 1.0A Amperes

## RATINGS AND CHARACTERISTICS CURVES

FIG.1 - FORWARD CURRENT DERATING CURVE

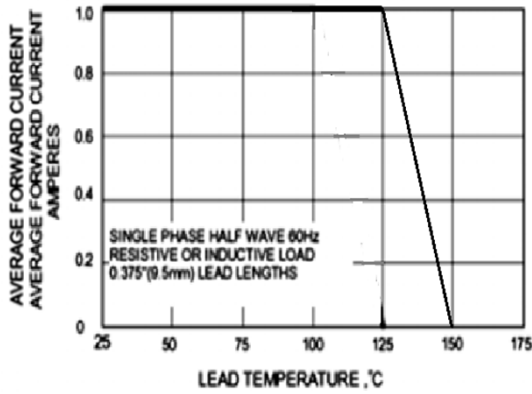


FIG.2 - MAXIMUM NON-REPETITIVE SURGE CURRENT

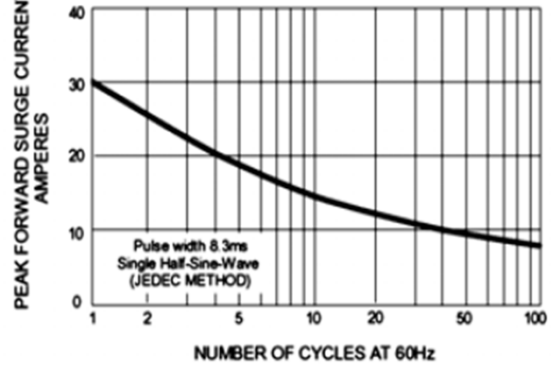


FIG.3 - TYPICAL JUNCTION CAPACITANCE

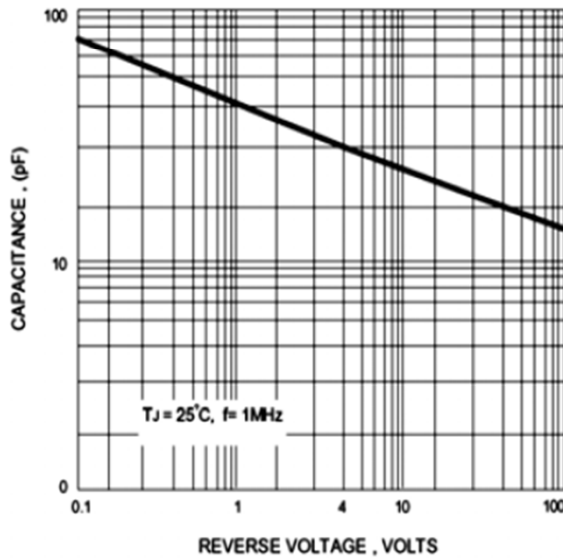


FIG.4 - TYPICAL FORWARD CHARACTERISTICS

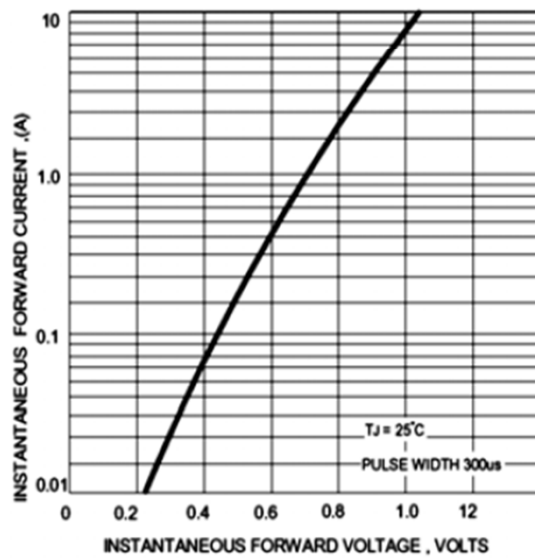
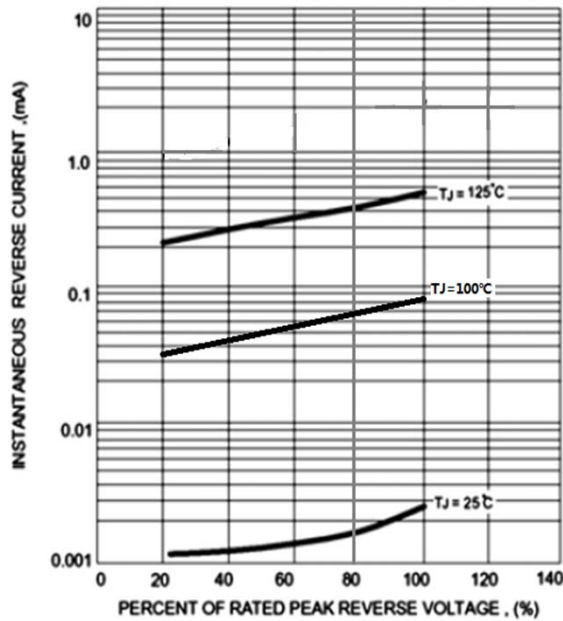


FIG.5 - TYPICAL REVERSE CHARACTERISTICS



## X-ON Electronics

Largest Supplier of Electrical and Electronic Components

*Click to view similar products for [Schottky Diodes & Rectifiers](#) category:*

*Click to view products by [Good-Ark](#) manufacturer:*

Other Similar products are found below :

[MA4E2039](#) [MA4E2508M-1112](#) [MBR10100CT-BP](#) [MBR1545CT](#) [MMBD301M3T5G](#) [GS1JE-TP](#) [RB160M-50TR](#) [BAS 3010S-02LRH E6327](#)  
[BAT 54-02LRH E6327](#) [NSR05F40QNXT5G](#) [NSVR05F40NXT5G](#) [NTE555](#) [JANS1N6640](#) [SB07-03C-TB-H](#) [SB1003M3-TL-W](#)  
[SBAT54CWT1G](#) [SBM30-03-TR-E](#) [SK310-T](#) [SK33A-TP](#) [SK34B-TP](#) [SS3003CH-TL-E](#) [PDS3100Q-7](#) [GA01SHT18](#) [CRS10I30A\(TE85L,QM](#)  
[MA4E2501L-1290](#) [MBRB30H30CT-1G](#) [BAS 70-02L E6327](#) [DMJ3940-000](#) [SB007-03C-TB-E](#) [SB10015M-TL-E](#) [SB1003M3-TL-E](#) [SK32A-](#)  
[TP](#) [SK33B-TP](#) [SK35A-TP](#) [SK38B-LTP](#) [SK38B-TP](#) [NTE505](#) [NTSB30U100CT-1G](#) [VS-6CWQ10FNHM3](#) [CRG04\(T5L,TEMQ\)](#)  
[ACDBA1100LR-HF](#) [ACDBA1200-HF](#) [ACDBA140-HF](#) [ACDBA2100-HF](#) [ACDBA240-HF](#) [ACDBA3100-HF](#) [CDBQC0530L-HF](#) [BAT54-](#)  
[13-F](#) [ACDBA340-HF](#) [ACDBA260LR-HF](#)