

Features

- Schottky barrier diodes
- Low forward voltage drop
- High Junction Temperature
- Moisture sensitivity: level 1, per J-STD-020
- Plastic package has Underwriters Laboratory Flammability Classification 94V-0

- Add suffix "E" for Halogen Free
- Halogen-free according to IEC 61249-2-21 definition
- AEC-Q101 qualified



DO-214AC (SMA)

Typical Applications

For use in low voltage, high frequency inverters, free wheeling, and polarity protection application

Maximum Ratings (TA = 25 °C unless otherwise noted)							
Parameter	Symbol	SK22A SK22AE	SK23A SK23AE	SK24A SK24AE	SK25A SK25AE	SK26A SK26AE	Unit
Maximum repetitive peak reverse voltage	V_{RRM}	20	30	40	50	60	V
Maximum RMS voltage	V_{RMS}	14	21	28	35	42	V
Maximum DC blocking voltage	V_{DC}	20	30	40	50	60	V
Maximum average forward rectified current	$I_{F(AV)}$	2.0					A
Peak forward surge current 8.3 ms single half sine-wave superimposed on rated load	I_{FSM}	50					A
Operating junction and storage temperature range	T_J, T_{STG}	- 55 to + 150					°C

Electrical Characteristics (TA = 25 °C unless otherwise noted)								
Parameter	Test Conditions	Symbol	SK22A SK22AE	SK23A SK23AE	SK24A SK24AE	SK25A SK25AE	SK26A SK26AE	Unit
Maximum instantaneous forward voltage	$I_F=2A, T_A=25^\circ C$	V_F	0.55			0.70		V
Maximum DC reverse current at rated DC blocking voltage	$T_A=25^\circ C$	I_R	0.20			0.15		mA
	$T_A=125^\circ C$		10					
Typical junction capacitance	4.0 V, 1 MHz	C_J	200					pF

Thermal Characteristics							
Parameter	Symbol	SK22A SK22AE	SK23A SK23AE	SK24A SK24AE	SK25A SK25AE	SK26A SK26AE	Unit
Typical thermal resistance ⁽¹⁾	$R_{\theta JA}$	82					°C/W
	$R_{\theta JC}$	42					
	$R_{\theta JI}$	20					

Note1: Thermal resistance from junction to lead, mounted on PCB with 5.0x5.0mm copper pads



SK22A thru SK26A

Surface Mount Schottky Rectifier

Reverse Voltage 20V to 60V Forward Current 2A

Ratings and Characteristics Curves

(TA = 25°C unless otherwise noted)

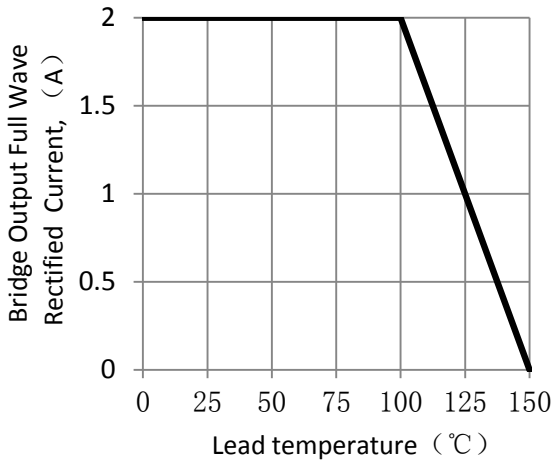


Figure 1. Forward Current Derating Curve

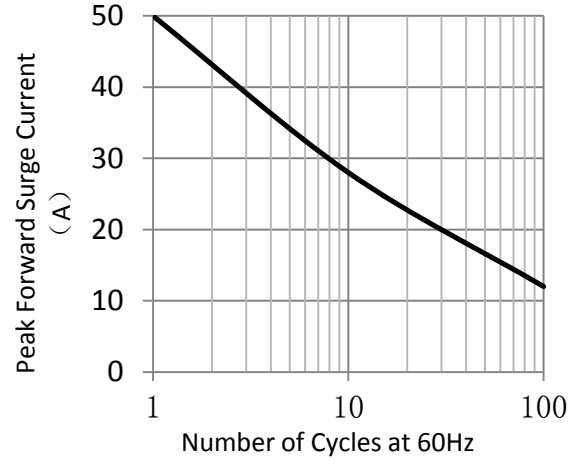


Figure 2. Maximum Non-Repetitive Peak Forward Surge Current

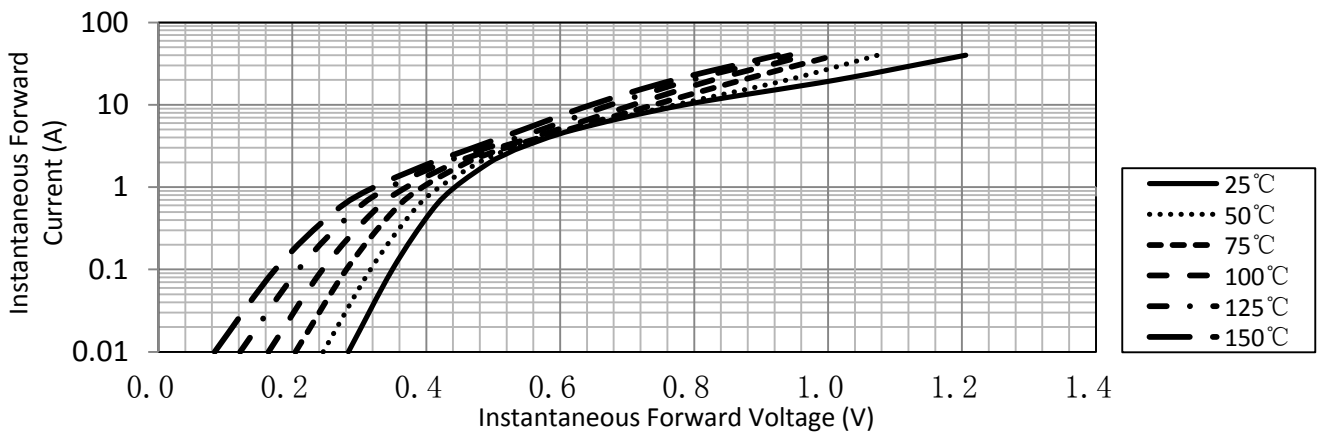


Figure 3. Typical Instantaneous Forward Characteristics (SK22A thru SK24A)

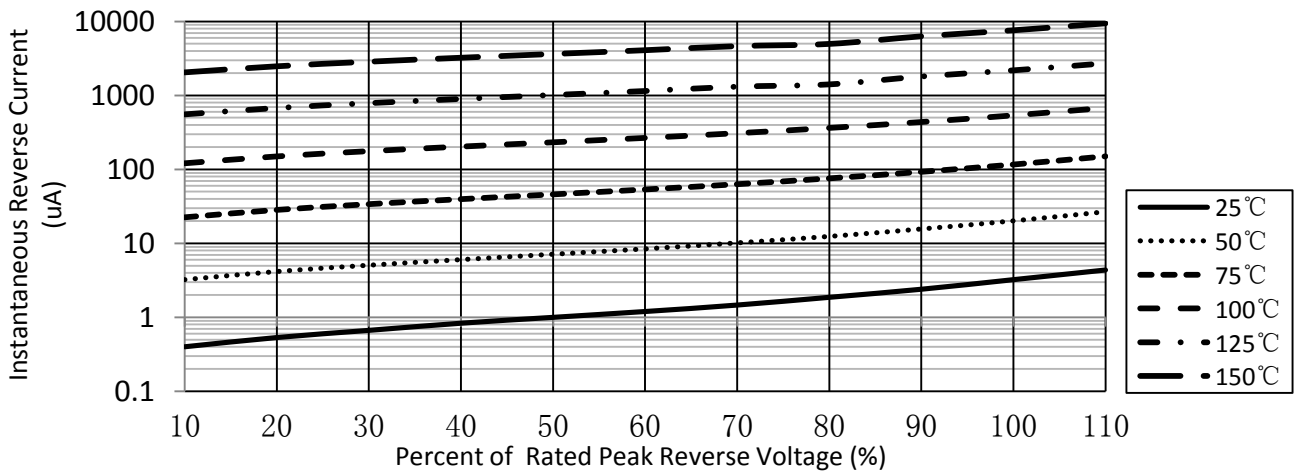


Figure 4. Typical Reverse Characteristics (SK22A thru SK24A)



SK22A thru SK26A

Surface Mount Schottky Rectifier

Reverse Voltage 20V to 60V Forward Current 2A

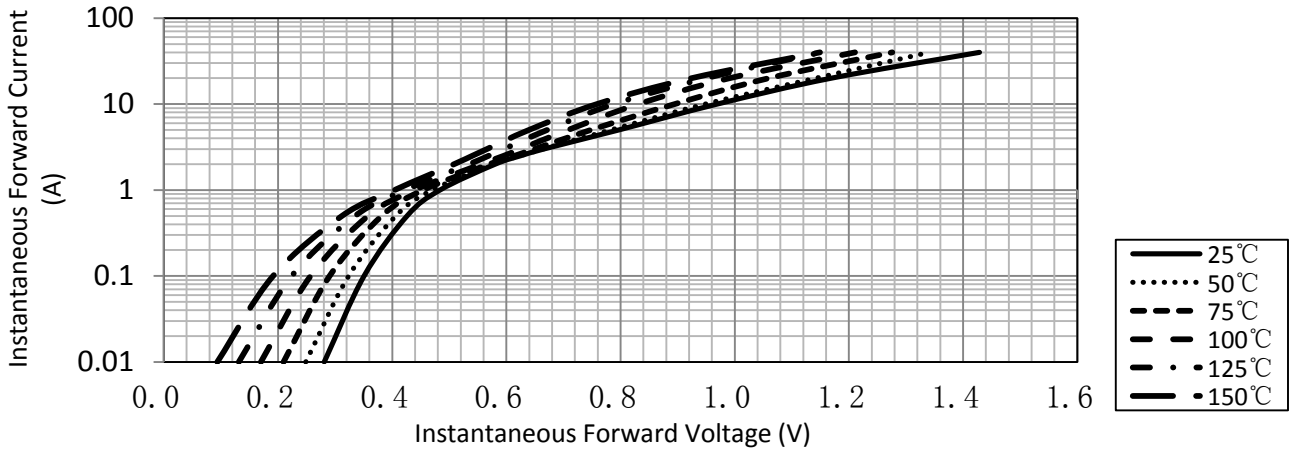


Figure 5. Typical Instantaneous Forward Characteristics (SK25A thru SK26A)

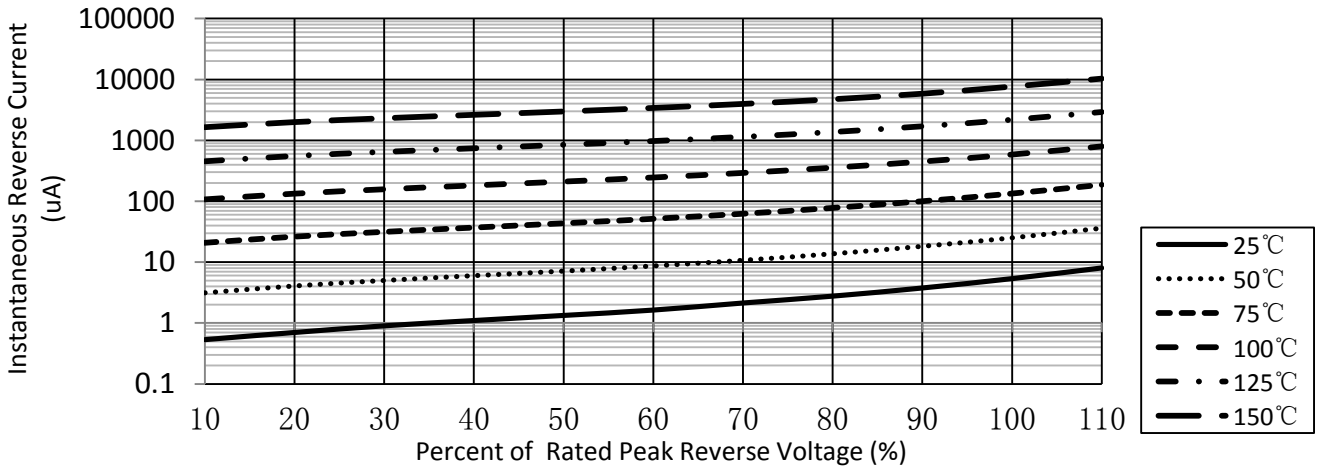
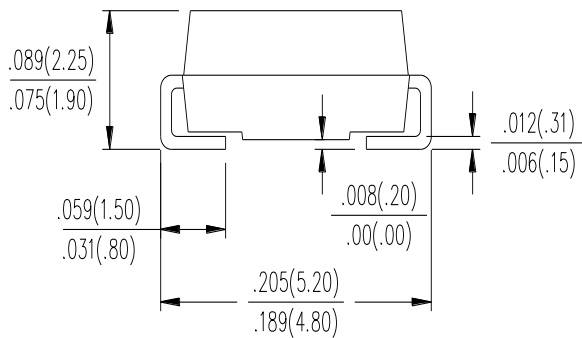
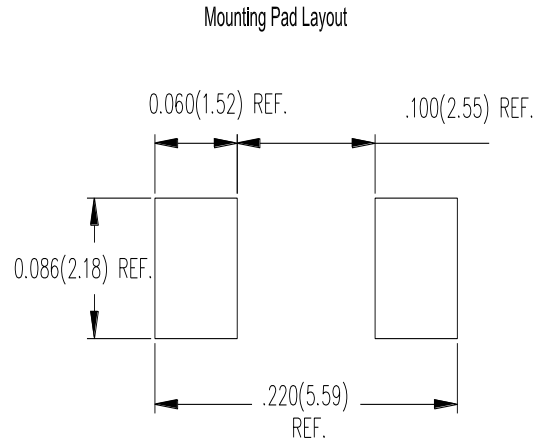
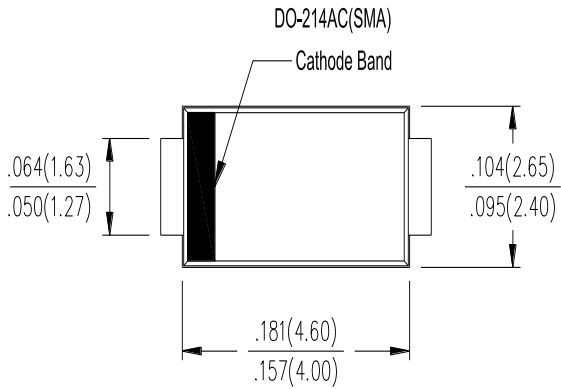


Figure 6. Typical Reverse Characteristics (SK25A thru SK26A)

Package Outline Dimensions

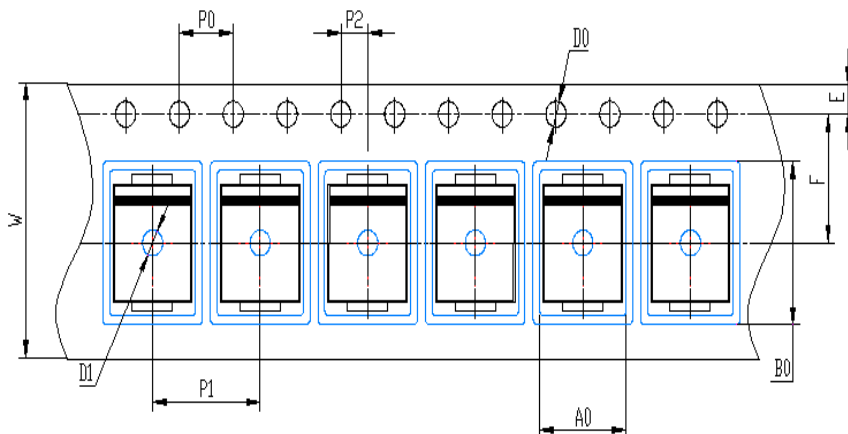
in inches (millimeters)



Packing Information

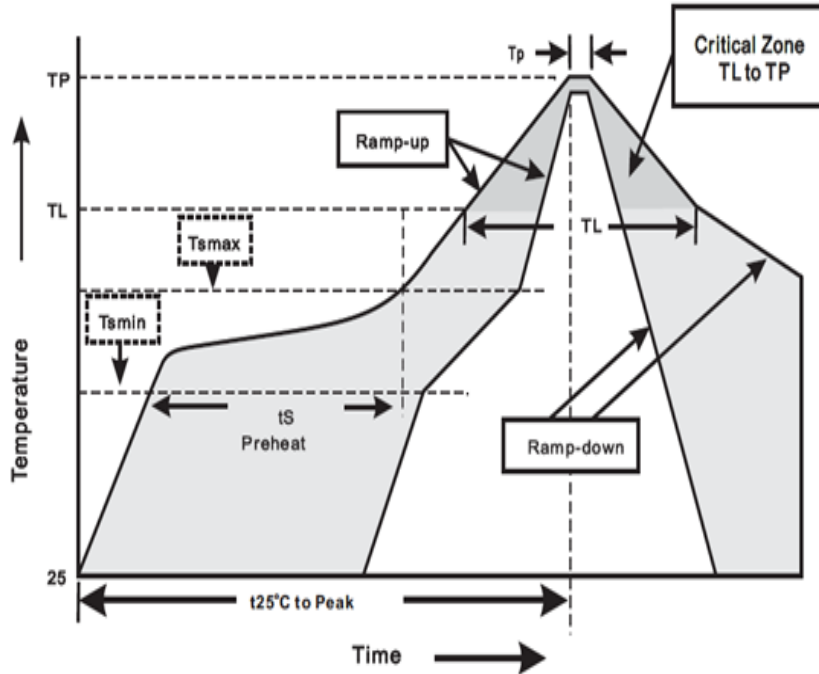
7500 pcs/Reel, 18 Reels/Box; 12mm Tape, 13" Reel

Tape & Reel Specification



Symbols	SMA(mm)
W	12 ± 0.2
E	1.75 ± 0.1
F	5.5 ± 0.05
D0	1.5 ± 0.1
D1	$1.50 +0.1/-0$
P0	4.0 ± 0.1
P1	4.0 ± 0.1
P2	2.0 ± 0.05
A0	2.65 ± 0.1
B0	5.25 ± 0.1

Soldering Parameters



Reflow Soldering		Sn-Pb Eutectic Assembly	Pb-Free assembly
Pre Heat	- Temperature Min (Ts(min))	100 °C	150 °C
	- Temperature Max (Ts(max))	150 °C	200 °C
	- Time (min to max) (ts)	60 – 120 secs	60 – 180 secs
Average ramp up rate (Liquidus) Temp (TL) to peak		3 °C/second max	3 °C/second max
TS(max) to TL - Ramp-up Rate		3 °C/second max	3 °C/second max
Reflow	- Temperature (TL) (Liquidus)	183 °C	217 °C
	- Time (min to max) (ts)	60 – 150 seconds	60 – 150 seconds
Peak Temperature (TP)		240+0/-5 °C	260+0/-5 °C
Time within 5 °C of actual peak Temperature (tp)		10 – 30 seconds	20 – 40 seconds
Ramp-down Rate		6 °C/second max	6 °C/second max
Time 25 °C to peak Temperature (TP)		6 minutes Max.	8 minutes Max.
Do not exceed		240 °C	260 °C

Wave Soldering	
Peak Temperature :	265+0/-5 °C
Dipping Time :	10 seconds
Soldering :	1 time



SK22A thru SK26A

Surface Mount Schottky Rectifier

Reverse Voltage 20V to 60V Forward Current 2A

Disclaimers

These materials are intended as a reference to assist our customers in the selection of the Suzhou Good-Ark product best suited to the customer's application; they do not convey any license under any intellectual property rights, or any other rights, belonging to Suzhou Good-Ark Electronics Co., Ltd. or a third party.

Suzhou Good-Ark Electronics Co., Ltd. assumes no responsibility for any damage, or infringement of any third-party's rights, originating in the use of any product data, diagrams, charts, programs, algorithms, or circuit application examples contained in these materials.

All information contained in these materials, including product data, diagrams, charts, programs and algorithms represents information on products at the time of publication of these materials, and are subject to change by Suzhou Good-Ark Electronics Co., Ltd. without notice due to product improvements or other reasons. It is therefore recommended that customers contact Suzhou Good-Ark Electronics Co., Ltd. or an authorized Suzhou Good-Ark Electronics Co., Ltd. for the latest product information before purchasing a product listed herein. The information described here may contain technical inaccuracies or typographical errors. Suzhou Good-Ark Electronics Co., Ltd. assumes no responsibility for any damage, liability, or other loss rising from these inaccuracies or errors. Please also pay attention to information published by Suzhou Good-Ark Electronics Co., Ltd. by various means, including our website home page. (<http://www.goodark.com>)

When using any or all of the information contained in these materials, including product data, diagrams, charts, programs, and algorithms, Please be sure to evaluate all information as a total system before making a final decision on the applicability of the information and products. Suzhou Good-Ark Electronics Co., Ltd. assumes no responsibility for any damage, liability or other loss resulting from the information contained herein.

The prior written approval of Suzhou Good-Ark Electronics Co., Ltd. is necessary to reprint or reproduce in whole or in part these materials.

Please contact Suzhou Good-Ark Electronics Co., Ltd. or an authorized distributor for further details on these materials or the products contained herein.

X-ON Electronics

Largest Supplier of Electrical and Electronic Components

Click to view similar products for [Schottky Diodes & Rectifiers](#) category:

Click to view products by [Good-Ark](#) manufacturer:

Other Similar products are found below :

[MA4E2039](#) [MA4E2508M-1112](#) [MBR10100CT-BP](#) [MBR1545CT](#) [MMBD301M3T5G](#) [GS1JE-TP](#) [RB160M-50TR](#) [BAS 3010S-02LRH E6327](#)
[BAT 54-02LRH E6327](#) [NSR05F40QNXT5G](#) [NSVR05F40NXT5G](#) [NTE555](#) [JANS1N6640](#) [SB07-03C-TB-H](#) [SB1003M3-TL-W](#)
[SBAT54CWT1G](#) [SBM30-03-TR-E](#) [SK310-T](#) [SK33A-TP](#) [SK34B-TP](#) [SS3003CH-TL-E](#) [PDS3100Q-7](#) [GA01SHT18](#) [CRS10I30A\(TE85L,QM](#)
[MA4E2501L-1290](#) [MBRB30H30CT-1G](#) [BAS 70-02L E6327](#) [DMJ3940-000](#) [SB007-03C-TB-E](#) [SB10015M-TL-E](#) [SB1003M3-TL-E](#) [SK32A-](#)
[TP](#) [SK33B-TP](#) [SK35A-TP](#) [SK38B-LTP](#) [SK38B-TP](#) [NRVBM120LT1G](#) [NTE505](#) [NTSB30U100CT-1G](#) [VS-6CWQ10FNHM3](#)
[CRG04\(T5L,TEMQ\)](#) [ACDBA1100LR-HF](#) [ACDBA1200-HF](#) [ACDBA140-HF](#) [ACDBA2100-HF](#) [ACDBA240-HF](#) [ACDBA3100-HF](#)
[CDBQC0530L-HF](#) [BAT54-13-F](#) [ACDBA340-HF](#)