



SL22A thru SL210A

Surface Mount Schottky Barrier Rectifier

FEATURES

- Ideal for automated placement
- Low forward voltage drop
- Low leakage current
- Meets environmental standard MIL-S-19500D
- Moisture sensitivity: level 1, per J-STD-020
- Solder dip 275 °C, 10 s
- Compliant to RoHS Directive 2002/95/EC and in accordance to WEEE 2002/96/EC



DO-214AC (SMA)

TYPICAL APPLICATIONS

For use in general purpose rectification of lighting, power supplies, inverters, converters and freewheeling diodes for consumer, automotive and telecommunication.

PRIMARY CHARACTERISTICS	
IF(AV)	2 A
VRRM	20 V to 100 V
IFSM	45A
VF	0.42V , 0.47V , 0.72V
TJ max.	125 °C , 150 °C

MECHANICAL DATA

Case: DO-214AC, molded epoxy body , Epoxy meets UL 94V-0 flammability rating

Terminals: Matte tin plated leads, solderable per J-STD-002 and JESD22B-106

Polarity: Laser Band Denotes Cathode Band

MAXIMUM RATINGS (TA = 25 °C unless otherwise noted)											
PARAMETER	SYMBOL	SL22A	SL23A	SL24A	SL25A	SL26A	SL27A	SL28A	SL29A	SL210 A	UNIT
Maximum repetitive peak reverse voltage	VRRM	20	30	40	50	60	70	80	90	100	V
Maximum RMS voltage	VRMS	14	21	28	35	42	49	56	63	70	V
Maximum DC blocking voltage	VDC	20	30	40	50	60	70	80	90	100	V
Maximum average forward rectified current at TL (See Fig.1)	IF(AV)	2									A
Peak forward surge current 8.3 ms single half sine-wave superimposed on rated load	IFSM	45									A
Operating junction temperature range	TJ	- 55 to + 125				- 55 to + 150					°C
Storage temperature range	Tstg	- 55 to + 150									°C



SL22A thru SL210A

ELECTRICAL CHARACTERISTICS (T _A = 25 °C unless otherwise noted)												
PARAMETER	TEST CONDITIONS	SYMBOL	SL22A	SL23A	SL24A	SL25A	SL26A	SL27A	SL28A	SL29A	SL210A	UNIT
Maximum instantaneous forward voltage	IF=2 A	V _F	0.42			0.47		0.72				V
Maximum DC reverse current at rated DC blocking voltage	T _A =25	I _R	0.2			0.15						mA
	T _A =100		10			TBD						
Typical junction capacitance	4.0 V, 1 MHz	C _J	175									pF

THERMAL CHARACTERISTICS (T _A = 25 °C unless otherwise noted)											
PARAMETER	SYMBOL	SL22A	SL23A	SL24A	SL25A	SL26A	SL27A	SL28A	SL29A	SL210A	UNIT
Maximum thermal resistance	R _{θJA} (1)	TBD									°C/W
	R _{θJT} (2)	TBD									

Notes: (1) Thermal resistance from junction to ambient, 0.197 × 0.197" (5.0 × 5.0mm) copper pads to each terminal
 (2) Thermal resistance from junction to terminal, 0.197 × 0.197" (5.0 × 5.0mm) copper pads to each terminal

RATINGS AND CHARACTERISTICS CURVES (T_A = 25 °C unless otherwise noted)

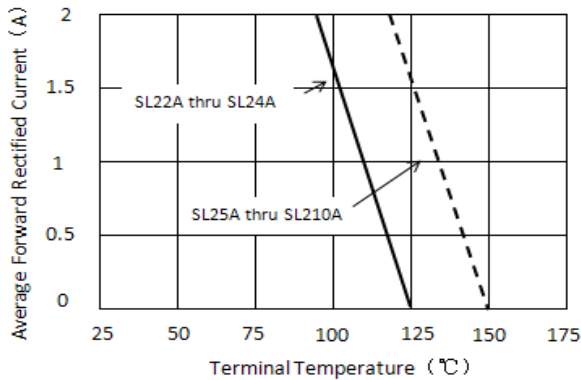


Figure 1. Forward Current Derating Curve

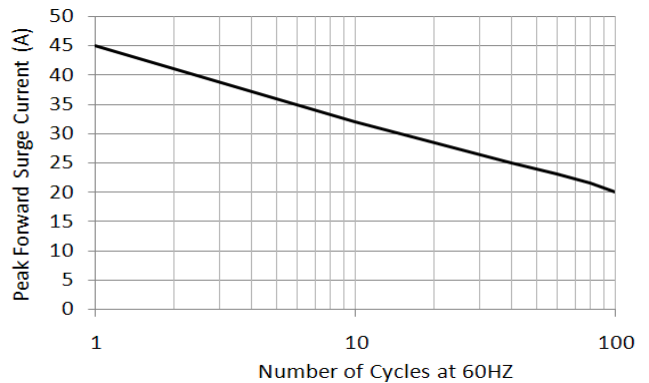


Figure 2. Maximum Non-repetitive Peak Forward Surge Current

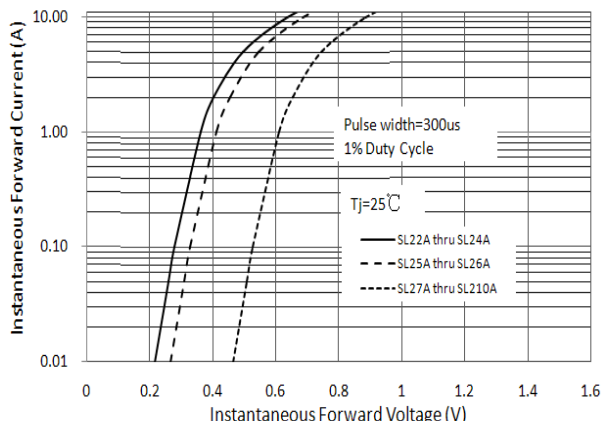


Figure 3. Typical Instantaneous Forward Characteristics

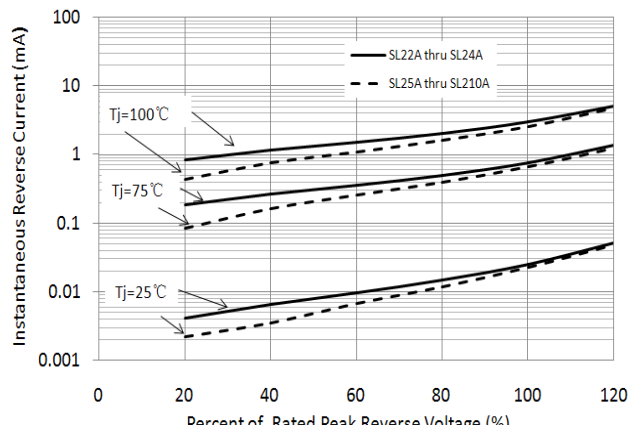


Figure 4. Typical Reverse Characteristics

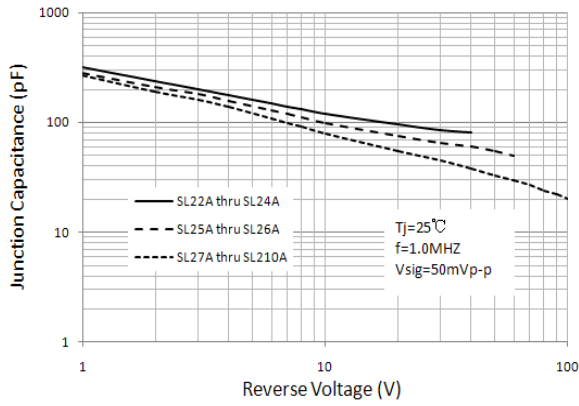
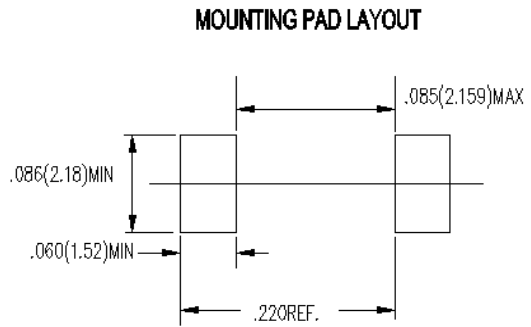
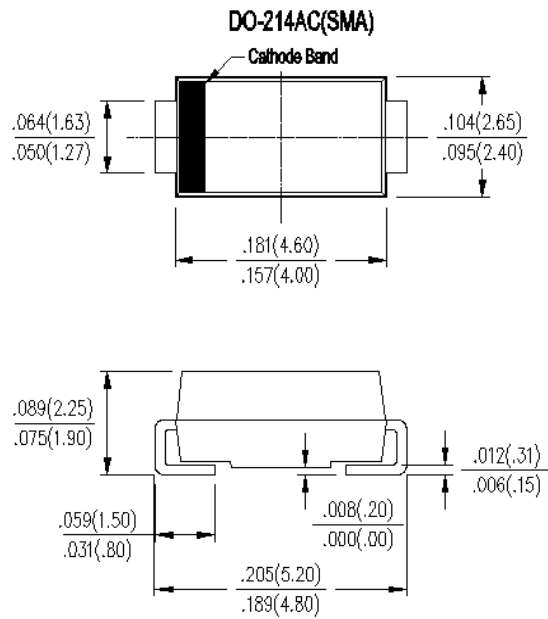


Figure 5. Typical Junction Capacitance

PACKAGE OUTLINE DIMENSIONS in inches (millimeters)



X-ON Electronics

Largest Supplier of Electrical and Electronic Components

Click to view similar products for [Schottky Diodes & Rectifiers](#) category:

Click to view products by [Good-Ark](#) manufacturer:

Other Similar products are found below :

[MA4E2039](#) [MA4E2508M-1112](#) [MBR10100CT-BP](#) [MBR1545CT](#) [MMBD301M3T5G](#) [GS1JE-TP](#) [RB160M-50TR](#) [BAS 3010S-02LRH E6327](#)
[BAT 54-02LRH E6327](#) [NSR05F40QNXT5G](#) [NSVR05F40NXT5G](#) [NTE555](#) [JANS1N6640](#) [SB07-03C-TB-H](#) [SB1003M3-TL-W](#)
[SBAT54CWT1G](#) [SBM30-03-TR-E](#) [SK310-T](#) [SK33A-TP](#) [SK34B-TP](#) [SS3003CH-TL-E](#) [PDS3100Q-7](#) [GA01SHT18](#) [CRS10I30A\(TE85L,QM](#)
[MA4E2501L-1290](#) [MBRB30H30CT-1G](#) [BAS 70-02L E6327](#) [DMJ3940-000](#) [SB007-03C-TB-E](#) [SB10015M-TL-E](#) [SB1003M3-TL-E](#) [SK32A-](#)
[TP](#) [SK33B-TP](#) [SK35A-TP](#) [SK38B-LTP](#) [SK38B-TP](#) [NTE505](#) [NTSB30U100CT-1G](#) [VS-6CWQ10FNHM3](#) [CRG04\(T5L,TEMQ\)](#)
[ACDBA1100LR-HF](#) [ACDBA1200-HF](#) [ACDBA140-HF](#) [ACDBA2100-HF](#) [ACDBA240-HF](#) [ACDBA3100-HF](#) [CDBQC0530L-HF](#) [BAT54-](#)
[13-F](#) [ACDBA340-HF](#) [ACDBA260LR-HF](#)