

MAIN FEATURE

1. Low coil power consumption 200mW.
2. Dielectric Strength up to 4,000VAC.
3. Low profile 10.5 mm.
4. Clearance and creepage more than 5.0 mm.
5. UL Class F insulation available.
6. In accordance with IEC 60730-1.
7. Halogen Free series available.
8. Comply with RoHS and REACH regulations.

CONTACT RATING

Load Type	JE (DM)	JE (D)
Rated Load (Resistive)	8A 250VAC	5A 250VAC
	8A 30VDC	5A 30VDC
Max. Allowable Voltage	AC 440V	AC 380V
	DC 30V	DC 30V
Max. Allowable Current	8A	5A
Max. Allowable Power Force	2000VA	1,250VA
	240W	150W
Contact Material	Ag Alloy	Ag Alloy
Contact Form	SPST	SPDT

APPLICATION

1. Industrial Electronic Instrument, PLC, Timers, Temperature Control & Measure.
2. White goods.
3. Building Automation.
4. Air Conditioner.
5. Actuating Driver.

PERFORMANCE (AT INITIAL VALUE)

- Contact Resistance 100 mΩ Max. @1A,6VDC
- Operate Time 8 mSec. Max.
- Release Time 6 mSec. Max.
- Dielectric Strength:
 - Between Coil & Contact 4,000VAC at 50/60 Hz for one minute
 - Between Contacts 1,000VAC at 50/60 Hz for one minute
- Surge Strength 10,000V (between coil & contact 1.2x50μSec.)
- Insulation Resistance 100 MegaΩ Min. at 500VDC
- Max. On/Off Switching:
 - Electrical 6 Cycles per Minute
 - Mechanical 300 Cycles per Minute

- Temperature Range -40 ~ +85°C
- Humidity Range 45 ~ 85% RH.
- Coil Temperature Rise 40°C Max.
- Vibration:
 - Destruction 10 to 55 to 10 Hz, 0.75 mm single amplitude (1.5mm double amplitude)
 - Malfuction 10 to 55 to 10 Hz, 0.75 mm single amplitude (1.5mm double amplitude)
- Shock:
 - Destruction 1,000 m/S²
 - Malfuction 100 m/S²
- Life Expectancy:
 - Mechanical 10⁷ Operations at No load condition
 - Electrical 10⁵ Operations at Rated Resistive Load
- Weight about 6.0 g

SAFETY STANDARD & FILE NUMBER

- UL & C-UL E141060
- VDE 40013405

COIL SPECIFICATION (AT 20°C)

Coil Sensitivity	Nominal Voltage (VDC)	Nominal Current (mA)	Coil Resistance ($\Omega \pm 10\%$)	Power Consumption (W)	Pull-In Voltage (VDC)	Drop-Out Voltage (VDC)	Maximum Allowable Voltage (VDC)
JE	3	66.7	45	Abt. 0.2	75% Maximum	5% Minimum	150%
	5	40.0	125				
	6	33.3	180				
	9	22.2	405				
	12	16.7	720				
	24	8.3	2,880				
	48	4.2	11,520				

ORDERING INFORMATION

JE - 1 12 D M G F

Insulation System: Nil: Standard Class
F: Class F

Contact Material: Nil: AgNi
G: AgNi Gilded
O: AgNi Plated
N: AgSnO₂
S: AgSnO₂ Gilded

Contact Form: Nil: One Form C
M: One Form A

Coil Sensitivity: D: Standard DC

Coil Voltage: 03: 3V, 05: 5V, 06: 6V, 09: 9V, 12: 12V, 24: 24V, 48: 48V

Number of Pole: 1: One Pole

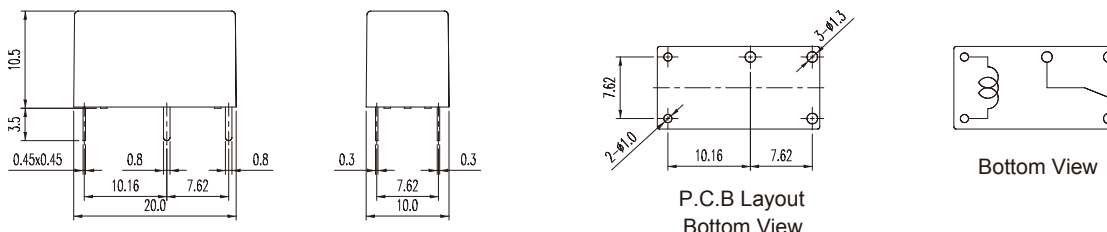
Type: JE

CLASSIFICATION

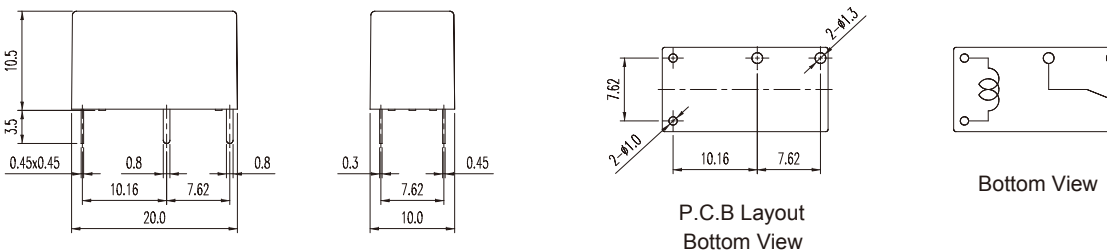
Model	JE	
Coil Sensitivity	Standard DC	
Contact Form	1C	1A
Wash Tight	JE - 1 <input type="checkbox"/> <input type="checkbox"/> D <input type="checkbox"/>	JE - 1 <input type="checkbox"/> <input type="checkbox"/> DM <input type="checkbox"/>

DIMENSION ($\leq 5\text{mm} \pm 0.2\text{mm}$, $> 5\text{mm} \pm 0.3\text{mm}$, the tolerance of PCB thru hole: $+0.1\text{mm}$)

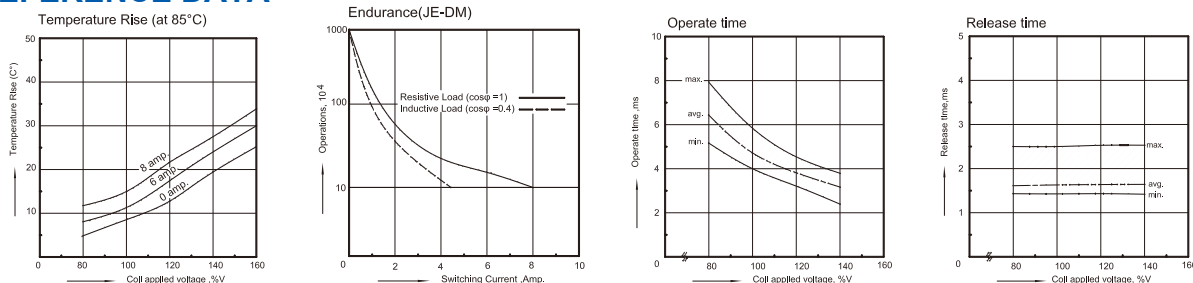
JE-D



JE-DM



REFERENCE DATA



X-ON Electronics

Largest Supplier of Electrical and Electronic Components

Click to view similar products for [General Purpose Relays](#) category:

Click to view products by [Goodsky](#) manufacturer:

Other Similar products are found below :

[PCN-105D3MH,000](#) [59641F200](#) [5JO-1000CD-SIL](#) [5X827E](#) [5X837F](#) [5X840F](#) [5X842F](#) [5X848E](#) [LY2N-AC120](#) [LY2S-AC220/240](#) [LY2-US-AC120](#) [LY2-US-DC24](#) [LY3-US-AC120](#) [LY4F-UA-DC12](#) [LY4F-UA-DC24](#) [LY4F-US-AC120](#) [LY4F-US-AC240](#) [LY4F-US-DC24](#) [LY4F-VD-AC110](#) [LYQ20DC12](#) [M115C60](#) [M115N010](#) [M115N0150](#) [603-12D](#) [60HE1-5DC](#) [60HE2S-12DC](#) [61211T0B4](#) [61212T400](#) [61222Q400](#) [61243B600](#) [61243C500](#) [61243Q400](#) [61311BOA2](#) [61311BOA6](#) [61311BOA8](#) [61311C0A2](#) [61311COA1](#) [61311COA6](#) [61311F0A2](#) [61311QOA1](#) [61311QOA4](#) [61311T0D6](#) [61311TOA6](#) [61311TOA7](#) [61311TOB3](#) [61311TOB4](#) [61311U0A6](#) [61312Q600](#) [61312T400](#) [61312T600](#)