

MAIN FEATURE

1. High switching current up to 15A in small size.
2. Sugar-Cube relay suitable for various applications.
3. UL, C-UL & TÜV safety standard approved.
4. UL Class F insulation available.
5. Highly adapt to harsh conditions with high temperature and vibration.
6. Halogen Free series available.
7. Comply with RoHS and REACH regulations.
8. In accordance with IEC 60335-1 Glow Wire requirements for home appliances.

CONTACT RATING

Load Type	RW (DM/DB)	RW (D)	RWH (DM/DB)	RWH (D)
Rated Load (Resistive)	12A 120VAC(UL)	12A 120VAC(UL)	12A 250VAC(UL)	12A 250VAC(UL)
	10A 120VAC	10A 120VAC	10A 277VAC(TUV)	10A 277VAC(TUV)
	10A 24VDC	10A 24VDC	15A 120VAC	15A 120VAC
Contact capacity	-	-	15A 24VDC	15A 24VDC
	-	-	TV-5 120VAC (N/O)*	TV-5 120VAC(N/O)*
Rated Carrying Current	-	-	Tungsten (1800W)*	Tungsten (1800W)*
	12A	12A	15A	15A
Max. Allowable Voltage	AC 240V	AC 240V	AC 240V	AC 240V
	DC 110V	DC 110V	DC 110V	DC 110V
Max. Allowable Current	12A	12A	15A	15A
Max. Allowable Power Force	1440VA	1440VA	3000VA	3000VA
	240W	240W	360W	360W
Contact Material	Ag Alloy	Ag Alloy	Ag Alloy	Ag Alloy
Contact Form	SPST	SPDT	SPST	SPDT

*Contact Material: AgCdO only

APPLICATION

Domestic Appliances, Office Machines, Audio Equipment, Coffeepot, Control Units, etc.

PERFORMANCE (AT INITIAL VALUE)

- Contact Resistance 100mΩ Max.@1A,6VDC
- Operate Time.....10mSec. Max.
- Release Time 5 mSec. Max.
- Dielectric Strength:
 - Between Coil & Contact..... 1,000VAC at 50/60 Hz for one minute
 - Between Contacts 500VAC at 50/60 Hz for one minute
- Surge Strength 3,000V (between Coil & Contact 1.2x50μSec.)
- Insulation Resistance 100 MegaΩ Min. at 500VDC
- Max. On/Off Switching:
 - Electrical 6 Cycles per Minute
 - Mechanical..... 300 Cycles per Minute

- Temperature Range -30~+85°C
- Humidity Range 45~85% RH.
- Coil Temperature Rise 35°C Max.
- Vibration:
 - Destruction 10 to 55 to 10 Hz,0.75 mm single amplitude (1.5mm double amplitude)
 - Malfunction 10 to 55 to 10 Hz,0.75 mm single amplitude (1.5mm double amplitude)
- Shock:
 - Destruction 1,000 m/S²
 - Malfunction 100 m/S²
- Life Expectancy:
 - Mechanical 10⁷ Operations at No Load condition
 - Electrical 10⁵ Operations at Rated Resistive Load
- Weight About 9 g

SAFETY STANDARD & FILE NUMBER

- UL & C-UL E141060
- TÜV R09854380
- CQC.....09002037102

COIL SPECIFICATION (AT 20°C)

Coil Sensitivity	Nominal Voltage (VDC)	Nominal Current (mA)	Coil Resistance ($\Omega \pm 10\%$)	Power Consumption (W)	Pull-In Voltage (VDC)	Drop-Out Voltage (VDC)	Maximum Allowable Voltage (VDC)
RW/RWH	3	120	25	Abt. 0.36	75% Maximum	5% Minimum	130%
	5	71.4	70				
	6	60	100				
	9	40	225				
	12	30	400				
	18	20	900				
	24	15	1,600				
	36	10	3,600				
	48	7.5	6,400				

ORDERING INFORMATION

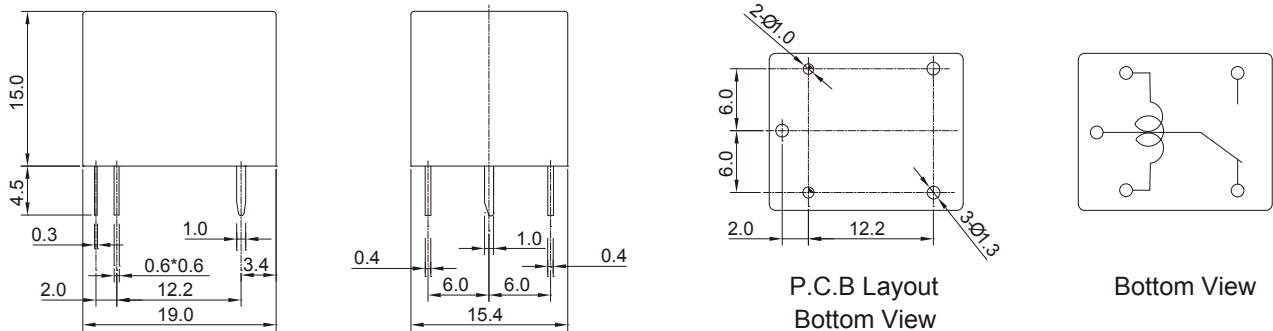
RW - SS - 1 12 D M C F

Insulation System:	Nil: Standard Class F: Class F
Contact Material:	Nil: AgSnO2 C: AgCdO
Contact Form:	Nil: One Form C M: One Form A B: One Form B D: Standard DC
Coil Type:	
Coil Voltage:	03: 3V, 05: 5V, 06: 6V, 09: 9V, 12: 12V, 18: 18V, 24: 24V, 36: 36V, 48: 48V
Number of Pole:	1: One Pole
Type of Sealing:	SS: RT II Flux Proofed SH: RT III Wash Tight
Type:	RW RWH

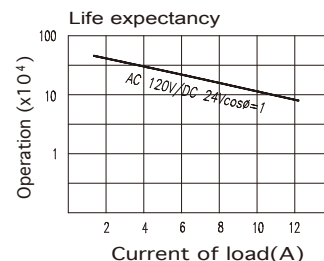
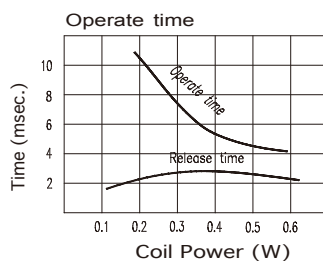
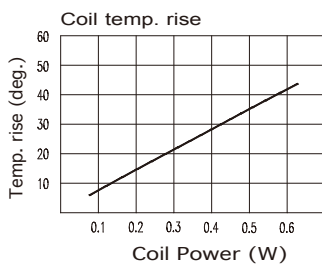
CLASSIFICATION

Model	RW / RWH		
Contact Form	1C	1A	1B
Flux Proofed	RW / RWH -SS-1□□D	RW / RWH - SS-1□□DM	RW / RWH -SS-1□□DB
Wash Tight	RW / RWH-SH-1□□D	RW / RWH - SH-1□□DM	RW / RWH -SH-1□□DB

DIMENSION (≤ 5mm ± 0.2mm, > 5mm ± 0.3mm, the tolerance of PCB thru hole: +0.1mm)



REFERENCE DATA



X-ON Electronics

Largest Supplier of Electrical and Electronic Components

Click to view similar products for [General Purpose Relays](#) category:

Click to view products by [Goodsky](#) manufacturer:

Other Similar products are found below :

[PCN-105D3MH,000](#) [59641F200](#) [5JO-1000CD-SIL](#) [5X827E](#) [5X837F](#) [5X840F](#) [5X842F](#) [5X848E](#) [LY2N-AC120](#) [LY2S-AC220/240](#) [LY2-US-AC120](#) [LY2-US-DC24](#) [LY3-US-AC120](#) [LY4F-UA-DC12](#) [LY4F-UA-DC24](#) [LY4F-US-AC120](#) [LY4F-US-AC240](#) [LY4F-US-DC24](#) [LY4F-VD-AC110](#) [LYQ20DC12](#) [M115C60](#) [M115N010](#) [M115N0150](#) [603-12D](#) [60HE1-5DC](#) [60HE2S-12DC](#) [61211T0B4](#) [61212T400](#) [61222Q400](#) [61243B600](#) [61243C500](#) [61243Q400](#) [61311BOA2](#) [61311BOA6](#) [61311BOA8](#) [61311C0A2](#) [61311COA1](#) [61311COA6](#) [61311F0A2](#) [61311QOA1](#) [61311QOA4](#) [61311T0D6](#) [61311TOA6](#) [61311TOA7](#) [61311TOB3](#) [61311TOB4](#) [61311U0A6](#) [61312Q600](#) [61312T400](#) [61312T600](#)