



FEATURES

- * Low forward voltage drop
- * High current capability
- * High reliability
- * High surge current capability

MECHANICAL DATA

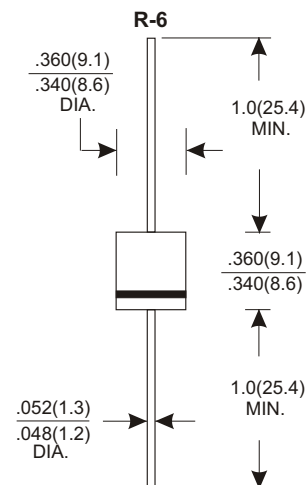
- * Case: Molded plastic
- * Epoxy: UL 94V-0 rate flame retardant
- * Lead: Axial leads, solderable per MIL-STD-202, method 208 guaranteed
- * Polarity: Color band denotes cathode end
- * Mounting position: Any
- * Weight: 1.65 grams

VOLTAGE RANGE

45 Volts

CURRENT

15.0 Amperes



Dimensions in inches and (millimeters)

MAXIMUM RATINGS AND ELECTRICAL CHARACTERISTICS

Rating 25°C ambient temperature unless otherwise specified.
Single phase half wave, 60Hz, resistive or inductive load.
For capacitive load, derate current by 20%.

	Symbols	15SQ045	Units
Maximum repetitive peak reverse voltage	V _{RRM}	45	Volts
Maximum RMS voltage	V _{RMS}	32	Volts
Maximum DC blocking voltage	V _{DC}	45	Volts
Maximum average forward rectified current 0.375"(9.5mm) lead length(see fig.1)	I(AV)	15.0	Amps
Peak forward surge current 8.3ms single half sine-wave superimposed on rated load (JEDEC method at rated T _J)	I _{FSM}	300	Amps
Maximum instantaneous forward voltage at 15.0 A(Note 1)	V _F	0.55	Volts
Maximum instantaneous reverse current at rated DC blocking voltage(Note 1)	I _R	T _A = 25°C	0.2
		T _A = 100°C	50
Typical junction capacitance(Note 3)	C _J	400	pF
Typical thermal resistance (Note 2)	R _{θJC}	2.5	°C/W
Operating junction temperature range at reduced reverse voltage V _R <= 80%V _{RRM} V _R <= 50%V _{RRM} in DC forward model	T _J	-65 to +150	°C
		-65 to +175	
		-65 to +200	
Storage temperature range	T _{STG}	-65 to +200	°C

- Notes: 1. Pulse test: 300μs pulse width, 1% duty cycle
2. Thermal resistance from junction to case
3. Measured at 1MHz and reverse voltage of 4.0 volts

RATING AND CHARACTERISTIC CURVES (15SQ045)

FIG.1-FORWARD CURRENT DERATING CURVE

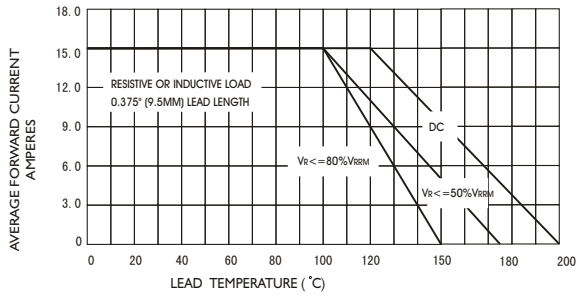


FIG.2-MAXIMUM NON-REPETITIVE PEAK FORWARD SURGE CURRENT

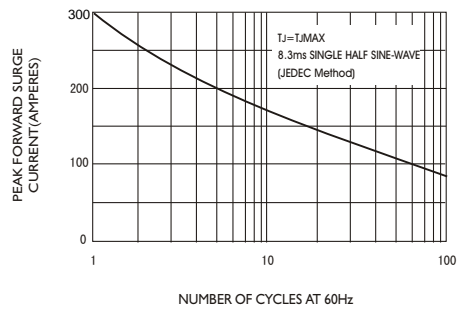


FIG.3-TYPICAL INSTANTANEOUS FORWARD CHARACTERISTICS

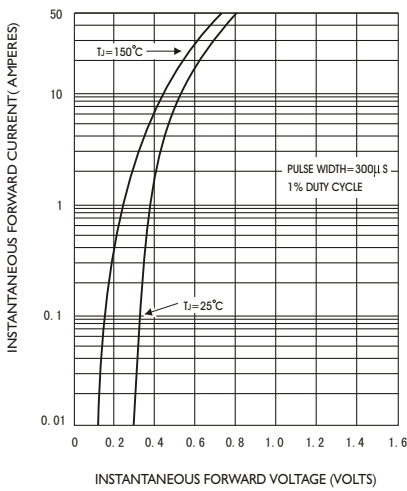


FIG.4-TYPICAL REVERSE CHARACTERISTICS

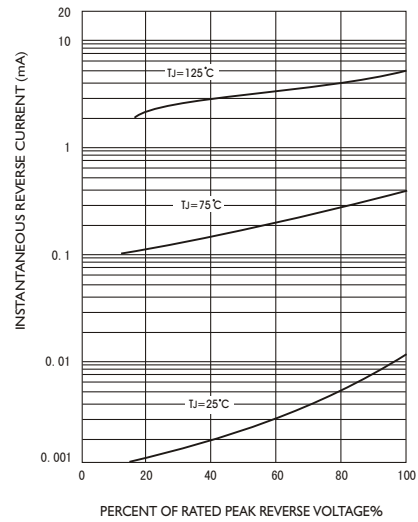


FIG.5-TYPICAL JUNCTION CAPACITANCE

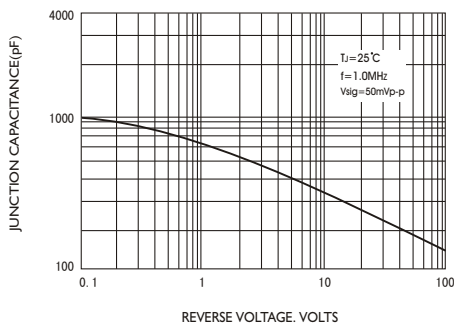
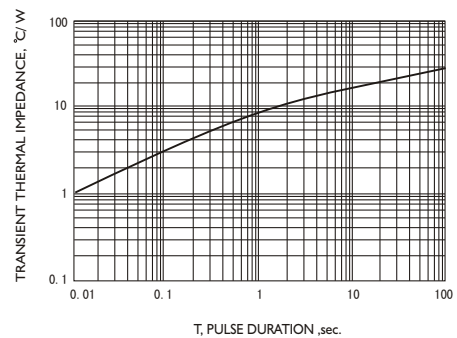


FIG.6-TYPICAL TRANSIENT THERMAL IMPEDANCE



JINAN JINGHENG ELECTRONICS CO., LTD.

[HTTP://WWW.JINGHENGGROUP.COM](http://www.jinghenggroup.com)

X-ON Electronics

Largest Supplier of Electrical and Electronic Components

Click to view similar products for [Schottky Diodes & Rectifiers](#) category:

Click to view products by [GOODWORK](#) manufacturer:

Other Similar products are found below :

[MA4E2039](#) [MA4E2508M-1112](#) [MBR1545CT](#) [MMBD301M3T5G](#) [RB160M-50TR](#) [D83C](#) [BAS16E6433HTMA1](#) [BAT 54-02LRH E6327](#)
[NRVBAF360T3G](#) [NSR05F40QNXT5G](#) [NTE555](#) [JANS1N6640](#) [SK310-T](#) [SS3003CH-TL-E](#) [GA01SHT18](#) [CRS10I30A\(TE85L,QM](#)
[MA4E2501L-1290](#) [MBRA140TRPBF](#) [MBRB30H30CT-1G](#) [BAT 15-04R E6152](#) [JANTX1N5712-1](#) [DMJ3940-000](#) [SB007-03C-TB-E](#)
[SK33B-TP](#) [NRVBB20100CTT4G](#) [NRVBM120LT1G](#) [NTSB30U100CT-1G](#) [VS-6CWQ10FNHM3](#) [CRG04\(T5L,TEMQ\)](#) [ACDBA1100LR-HF](#)
[ACDBA1200-HF](#) [ACDBA240-HF](#) [ACDBA3100-HF](#) [CDBQC0530L-HF](#) [CDBQC0240LR-HF](#) [ACDBA260LR-HF](#) [ACDBA1100-HF](#)
[MA4E2502L-1246](#) [10BQ015-M3/5BT](#) [NRVBM120ET1G](#) [CRS08TE85LQM](#) [PMAD1108-LF](#) [B120Q-13-F](#) [1N5819T-G](#) [B0530WSQ-7-F](#)
[PDS1040Q-13](#) [B160BQ-13-F](#) [SDM05U20CSP-7](#) [B140S1F-7](#) [HSM560Je3/TR13](#)