



### FEATURES

- \* For surface mount application
- \* Built-in strain relief
- \* Excellent clamping capability
- \* Low profile package
- \* Fast response time: Typically less than 1.0ps from 0 volt to BV min.
- \* Typical  $I_R$  less than 1 A above 10V
- \* High temperature soldering guaranteed: 260°C / 10 seconds at terminals

### MECHANICAL DATA

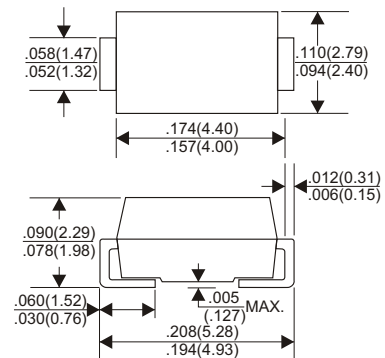
- \* Case: Molded plastic
- \* Epoxy: UL 94V-0 rate flame retardant
- \* Lead: Solderable per MIL-STD-202, method 208 guaranteed
- \* Polarity: Color band denotes cathode end except Bidirectional
- \* Mounting position: Any
- \* Weight: 0.063 grams

### VOLTAGE RANGE

3.3 to 300 Volts

1000mW

#### DO-214AC(SMA)



## MAXIMUM RATINGS AND ELECTRICAL CHARACTERISTICS

Rating 25°C ambient temperature unless otherwise specified.  
 Single phase half wave, 60Hz, resistive or inductive load.  
 For capacitive load, derate current by 20%.

### MAXIMUM RATINGS ( $T_A = 25^\circ\text{C}$ unless otherwise noted)

PARAMETER	SYMBOL	VALUE	UNIT
Maximum steady state power dissipation at $T_L = 75^\circ\text{C}$ (fig. 1) <sup>(1)</sup>	$P_{tot}$	1000	mW
Maximum steady state power dissipation at $T_A = 25^\circ\text{C}$ (fig. 1) <sup>(2)</sup>	$P_{tot}$	500	mW
Maximum instantaneous forward voltage at 200 mA for all types <sup>(3)</sup>	$V_F$	1.5	V
Operating junction and storage temperature range	$T_J, T_{STG}$	-65 to +150	°C
Typical thermal resistance, junction to lead	$R_{\theta JL}$ <sup>(1)</sup>	50	°C/W
Typical thermal resistance, junction to ambient	$R_{\theta JA}$ <sup>(2)</sup>	250	°C/W

#### Notes

- (1) Mounted on PCB with 5.0 mm x 5.0 mm copper pads attached to each terminal
- (2) Mounted on minimum recommended pad layout
- (3) Pulse test: 300  $\mu\text{s}$  pulse width, 1 % duty cycle

# 1SMA4728A THRU 1SMA4777A

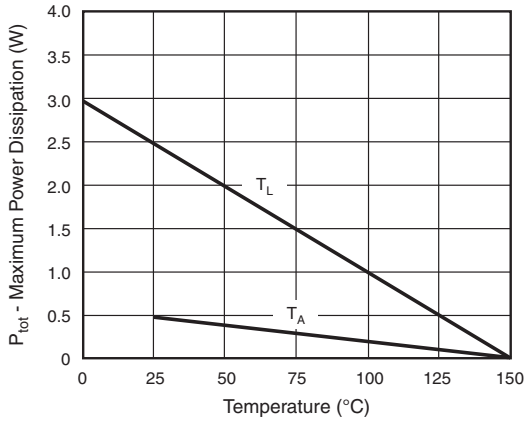


Fig. 1 - Steady State Power Derating

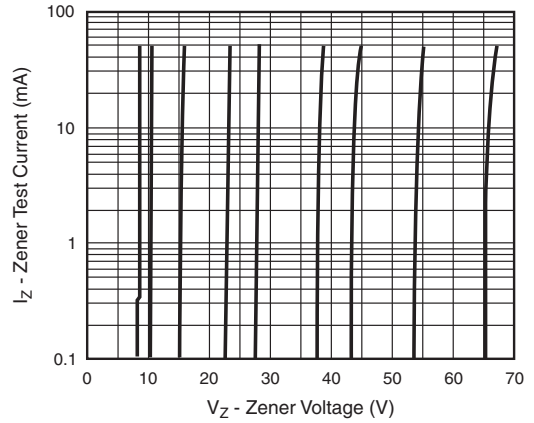


Fig. 3 - Typical Zener Voltage

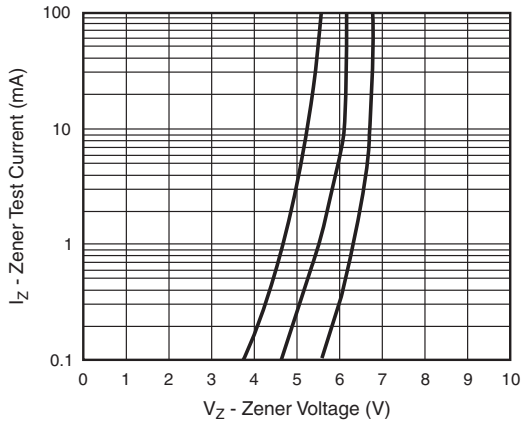


Fig. 2 - Typical Zener Voltage

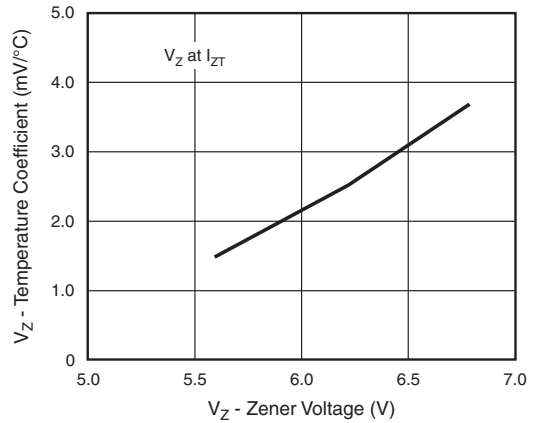


Fig. 4 - Typical Temperature Coefficients

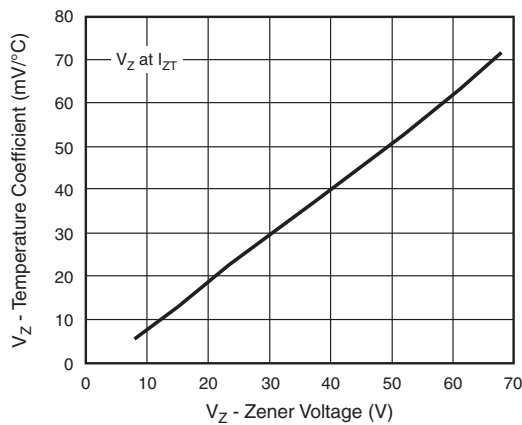


Fig. 5 - Typical Temperature Coefficients

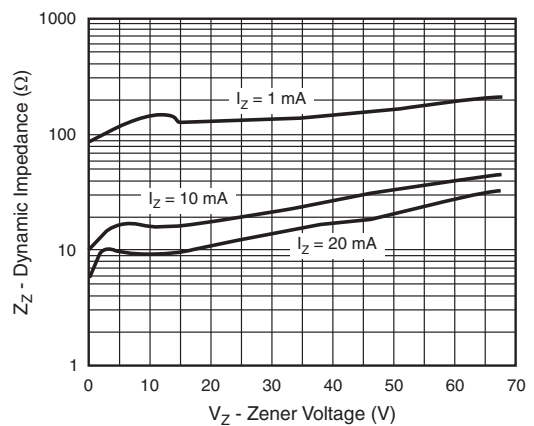
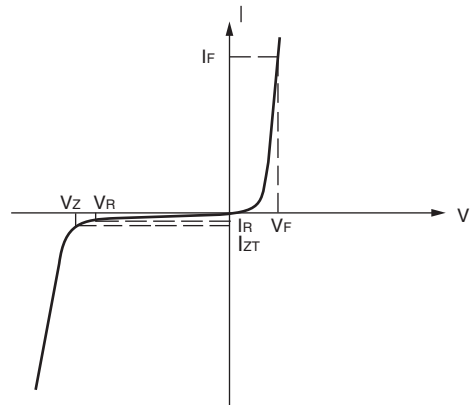


Fig. 6 - Typical Zener Impedance

# 1SMA4728A THRU 1SMA4777A

ELECTRICAL CHARACTERISTICS	
SYMBOL	PARAMETER
$V_Z$	Reverse Zener voltage at $I_{ZT}$
$I_{ZT}$	Reverse current
$Z_{ZT}$	Maximum Zener impedance at $I_{ZT}$
$I_{ZK}$	Reverse current
$Z_{ZK}$	Maximum Zener impedance at $I_{ZK}$
$I_R$	Reverse leakage current at $V_R$
$V_R$	Reverse voltage
$I_F$	Forward current
$V_F$	Forward voltage at $I_F$
$I_{ZM}$	Maximum DC Zener current



Zener Voltage Regulator

## Characteristics at Ta = 25°C

Type	Marking	Zener Voltage Range <sup>(1)</sup>			$I_{ZT}$ (mA)	Dynamic Impedance $Z_{ZT}$ (at $I_{ZT}$ ) Max (Ω)	Reverse Current		Admissible Zener Current $I_{ZM}$ (mA)
		$V_{ZT}$ (at $I_{ZT}$ )					$I_R$ at $V_R$ (V)		
		Min (V)	Nom (V)	Max (V)					
1SMA4728A	728A	3.10	3.3	3.50	75	10	100	1	285
1SMA4729A	729A	3.40	3.6	3.80	69	10	100	1	263
1SMA4730A	730A	3.70	3.9	4.10	64	9.0	50	1	243
1SMA4731A	731A	4.06	4.3	4.56	58	9.0	25	1	219
1SMA4732A	732A	4.50	4.7	4.93	53	8.0	10	1	203
1SMA4733A	733A	4.84	5.1	5.36	49	7.0	10	1	186
1SMA4734A	734A	5.32	5.6	5.92	45	5.0	10	2	170
1SMA4735A	735A	5.86	6.2	6.51	41	2.0	10	3	154
1SMA4736A	736A	6.46	6.8	7.18	37	3.5	10	4	140
1SMA4737A	737A	7.12	7.5	7.88	34	4.0	10	5	127
1SMA4738A	738A	7.79	8.2	8.67	31	4.5	10	6	116
1SMA4739A	739A	8.60	9.1	9.59	28	5.0	10	7	104
1SMA4740A	740A	9.50	10	10.5	25	7.0	10	7	95
1SMA4741A	741A	10.4	11	11.6	23	8.0	5	8	86
1SMA4742A	742A	11.4	12	12.6	21	9.0	5	9	79
1SMA4743A	743A	12.4	13	14.1	19	10	5	10	71
1SMA4744A	744A	13.8	15	15.8	17	14	5	11	63
1SMA4745A	745A	15.2	16	17.1	16	16	5	12	58
1SMA4746A	746A	16.8	18	19.2	14	20	5	13	52
1SMA4747A	747A	19.0	20	21.2	13	22	5	15	47
1SMA4748A	748A	20.8	22	23.3	12	23	5	17	43
1SMA4749A	749A	22.8	24	26.0	11	25	5	18	38
1SMA4750A	750A	25.3	27	28.9	9.5	35	5	21	35

# 1SMA4728A THRU 1SMA4777A

1SMA4751A	751A	28.2	30	32.0	8.5	40	5	23	31
1SMA4752A	752A	31.3	33	34.9	7.5	45	5	25	28
1SMA4753A	753A	34.2	36	37.9	7.0	50	5	27	26
1SMA4754A	754A	37.2	39	41.5	6.5	60	5	30	24
1SMA4755A	755A	40.9	43	45.6	6.0	70	1	32	22
1SMA4756A	756A	44.9	47	49.8	5.5	80	1	35	20
1SMA4757A	757A	48.6	51	54.0	5.0	95	1	38	18
1SMA4758A	758A	53.6	56	58.8	4.5	110	1	42	17
1SMA4759A	759A	58.9	62	65.6	4.0	125	1	47	15
1SMA4760A	760A	64.6	68	71.7	3.7	150	1	52	14
1SMA4761A	761A	71.2	75	78.8	3.3	175	1	56	12
1SMA4762A	762A	77.9	82	87.0	3.0	200	1	62	11
1SMA4763A	763A	86.0	91	96.0	2.8	250	1	69	10
1SMA4764A	764A	95.0	100	105	2.5	350	1	76	9.5
1SMA4765A	765A	104	110	116	2.3	450	1	84	8.6
1SMA4766A	766A	114	120	127	2.0	550	1	91	7.8
1SMA4767A	767A	125	135	142	1.9	700	1	100	7.0
1SMA4768A	768A	140	150	157	1.7	900	1	110	6.3
1SMA4769A	769A	155	165	172	1.6	1100	1	120	5.8
1SMA4770A	770A	170	180	191	1.4	1200	1	135	5.2
1SMA4771A	771A	189	200	211	1.2	1400	1	150	4.7
1SMA4772A	772A	209	220	231	1.0	1600	1	165	4.3
1SMA4773A	773A	229	240	251	1.0	1800	1	180	3.9
1SMA4774A	774A	249	260	271	1.0	2000	1	190	3.7
1SMA4775A	775A	269	280	291	1.0	2100	1	205	3.4
1SMA4776A	776A	289	300	315	1.0	2300	1	230	3.1
1SMA4777A	777A	313	330	346	1.0	2500	1	250	2.8

## X-ON Electronics

Largest Supplier of Electrical and Electronic Components

*Click to view similar products for [Zener Diodes](#) category:*

*Click to view products by [GOODWORK](#) manufacturer:*

Other Similar products are found below :

[RKZ13B2KG#P1](#) [DL5234B](#) [1N4682](#) [1N4693](#) [1N4732A](#) [1N4736A](#) [1N4750A](#) [1N4759ARL](#) [1N5241B](#) [1N5365B](#) [1N5369B](#) [1N747A](#)  
[1N964B](#) [1N966B](#) [1N968B](#) [1N972B](#) [JANS1N4974US](#) [1N4692](#) [1N4702](#) [1N4704](#) [1N4711](#) [1N4714](#) [1N4745ARL](#) [1N4752ARL](#) [1N4760ARL](#)  
[1N5221B](#) [1N5242BTR](#) [1N5350B](#) [1N5352B](#) [1N961BRR1](#) [1N964BRL](#) [RKZ5.1BKU#P6](#) [3SMAJ5946B-TP](#) [3SMAJ5950B-TP](#)  
[MMSZ5230BQ-13-F](#) [MMSZ5232BQ-13-F](#) [BZX84C7V5](#) [3SMAJ5945B-TP](#) [3SMAJ5947B-TP](#) [3SMBJ5941B-TP](#) [DZ2S240M0L](#) [SMAZ27-](#)  
[TP](#) [ZMM5224B-7](#) [RD16UM-T1-A](#) [RD39S-T1-A](#) [RD10S-T1-A](#) [CDZT2R5.6B](#) [1N4762A G](#) [Z1SMA18](#) [JANTX1N4553B](#)