

Surface Mount Zener Voltage Regulators

FEATURES

- Total power dissipation: Max. 3 W.
- Wide zener reverse voltage range 3.3V to 200V.
- Small plastic package suitable for surface mounted design.

MECHANICAL DATA

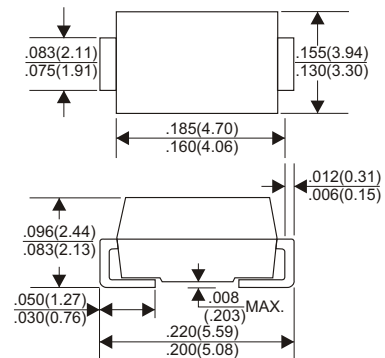
- Case: SMB
- Terminals: Solderable per MIL-STD-750, Method 2026
- Approx. Weight: 0.095g / 0.0034oz

VOLTAGE RANGE

3.3 to 200 Volts

3000mW

DO-214AA(SMB)



Dimensions in inches and (millimeters)

MAXIMUM RATINGS AND ELECTRICAL CHARACTERISTICS

Rating 25°C ambient temperature unless otherwise specified.
Single phase half wave, 60Hz, resistive or inductive load.
For capacitive load, derate current by 20%.

MAXIMUM RATINGS (T_A = 25 °C unless otherwise noted)

PARAMETER	SYMBOL	VALUE	UNIT
Maximum steady state power dissipation at T _L = 75 °C (fig. 1) ⁽¹⁾	P _{tot}	3000	mW
Maximum steady state power dissipation at T _A = 25 °C (fig. 1) ⁽²⁾	P _{tot}	550	mW
Maximum instantaneous forward voltage at 200 mA for all types ⁽³⁾	V _F	1.2	V
Operating junction and storage temperature range	T _J , T _{STG}	-65 to +150	°C
Typical thermal resistance, junction to lead	R _{θJL} ⁽¹⁾	226	°C/W
Typical thermal resistance, junction to ambient	R _{θJA} ⁽²⁾	25	°C/W

Notes

- ⁽¹⁾ Mounted on PCB with 5.0 mm x 5.0 mm copper pads attached to each terminal
- ⁽²⁾ Mounted on minimum recommended pad layout
- ⁽³⁾ Pulse test: 300 μs pulse width, 1 % duty cycle

SMB5913B THRU SMB5956B

FIG. 1 - POWER TEMPERATURE DERATING CURVE

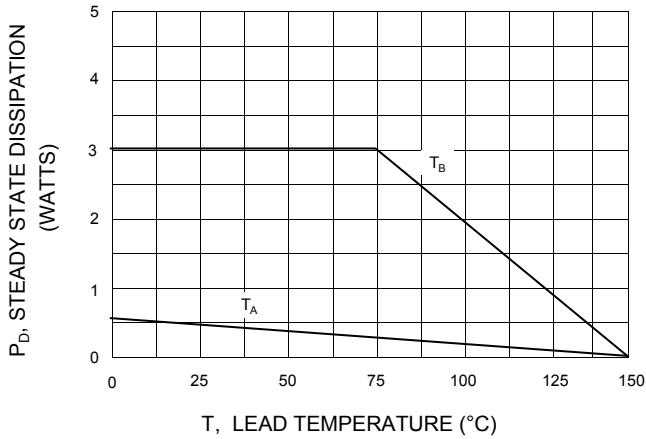


FIG. 3 - MAXIMUM SURGE POWER

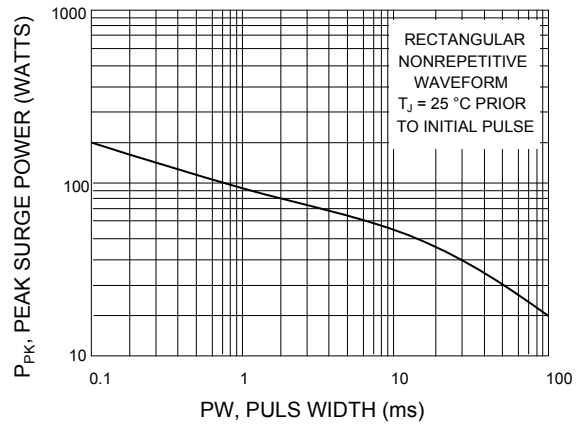


FIG. 5 - TEMPERATURE COEFFICIENT RANGES UNITS TO 12 VOLTS

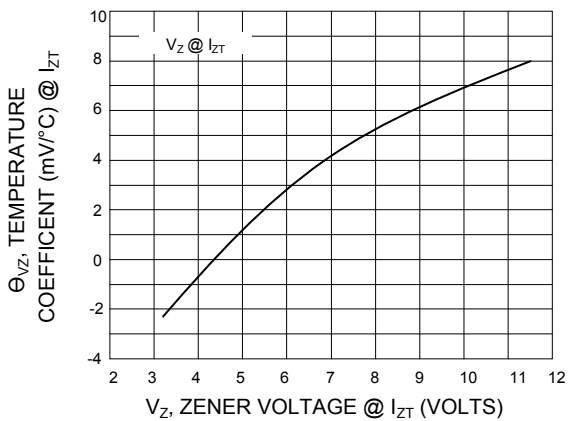


FIG. 6 - TEMPERATURE COEFFICIENT RANGES UNITS 10 TO 400 VOLTS

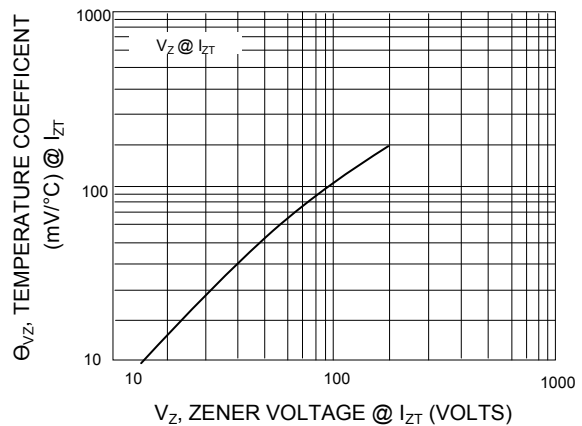


FIG. 7 - ZENER VOLTAGE VS. ZENER CURRENT V_Z = 3.3 thru 10 VOLTS

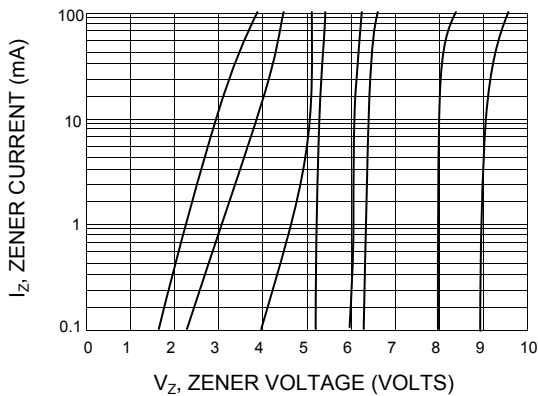
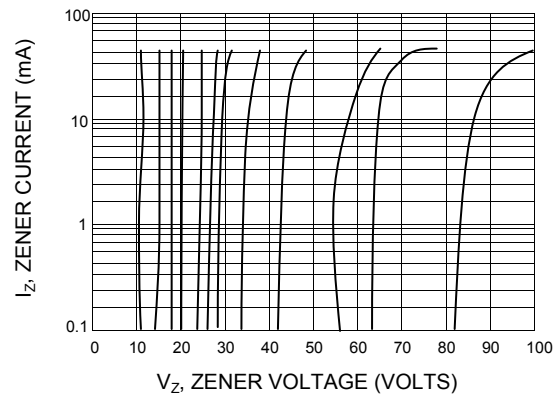


FIG. 8 - ZENER VOLTAGE VS. ZENER CURRENT V_Z = 12 thru 82 VOLTS

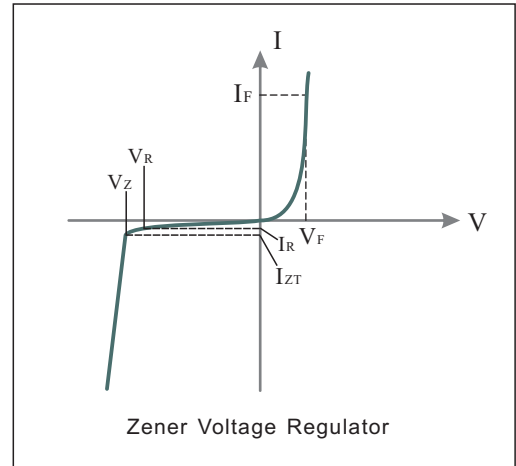


SMB5913B THRU SMB5956B

ELECTRICAL CHARACTERISTICS

($T_L = 30^\circ\text{C}$ unless otherwise noted,
 $V_F = 1.5\text{ V Max. @ } I_F = 200\text{ mA(DC)}$ for all types)

Symbol	Parameter
V_Z	Reverse Zener Voltage @ I_{ZT}
I_{ZT}	Reverse Current
Z_{ZT}	Maximum Zener Impedance @ I_{ZT}
I_{ZK}	Reverse Current
Z_{ZK}	Maximum Zener Impedance @ I_{ZK}
I_R	Reverse Leakage Current @ V_R
V_R	Reverse Voltage
I_F	Forward Current
V_F	Forward Voltage @ I_F
I_{ZM}	Maximum DC Zener Current



Notes On Page 3:

1. Tolerance and type number designation the type numbers listed indicate a tolerance of 5%
2. Zener voltage (V_Z) measurement
 Nominal Zener voltage is measured with the device junction in thermal equilibrium with ambient temperature 25°C
3. Zener impedance (Z_Z) derivation : Z_{ZT} and Z_{ZK} are measured by dividing the AC voltage drop across the device by the AC current applied.
 The specified limits are for $I_Z(\text{AC}) = 0.1 I_Z(\text{DC})$ with the AC frequency = 60 Hz

Characteristics at Ta = 25°C (Devices listed in bold, italic are ON Semiconductor Preferred devices.)
(TL = 30°C unless otherwise noted, VF = 1.5 V Max. @ IF = 200 mA(DC) for all types)

Type	Marking	Nominal Zener Voltage ⁽³⁾				Zener Impedance ⁽⁴⁾			Leakage Current		Maximum DC Zener Current
		V _z			I _{zT}	Z _{zT} @ I _{zT}	Z _{zK} @ I _{zK}	I _R @ V _R			
		Min (V)	Nom (V) ⁽²⁾	Max (V)	(mA)	(Ω)	(Ω)	(mA)	(μA)	(V)	I _{zK} (mA)(DC)
SMB5913B	913B	3.13	3.3	3.47	113.6	10	500	1	100	1	454
SMB5914B	914B	3.42	3.6	3.78	104.2	9	500	1	75	1	416
SMB5915B	915B	3.70	3.9	4.10	96.1	7.5	500	1	25	1	384
SMB5916B	916B	4.08	4.3	4.52	87.2	6	500	1	5	1	348
SMB5917B	917B	4.46	4.7	4.94	79.8	5	500	1	5	1.5	319
SMB5918B	918B	4.84	5.1	5.36	73.5	4	350	1	5	2	294
SMB5919B	919B	5.32	5.6	5.88	66.9	2	250	1	5	3	267
SMB5920B	920B	5.89	6.2	6.51	60.5	2	200	1	5	4	241
SMB5921B	921B	6.46	6.8	7.14	55.1	2.5	200	1	5	5.2	220
SMB5922B	922B	7.12	7.5	7.88	50	3	400	0.5	5	6	200
SMB5923B	923B	7.79	8.2	8.61	45.7	3.5	400	0.5	5	6.5	182
SMB5924B	924B	8.64	9.1	9.56	41.2	4	500	0.5	5	7	164
SMB5925B	925B	9.5	10	10.5	37.5	4.5	500	0.25	5	8	150
SMB5926B	926B	10.45	11	11.55	34.1	5.5	550	0.25	1	8.4	136
SMB5927B	927B	11.4	12	12.6	31.2	6.5	550	0.25	1	9.1	125
SMB5928B	928B	12.35	13	13.65	28.8	7	550	0.25	1	9.9	115
SMB5929B	929B	14.25	15	15.75	25	9	600	0.25	1	11.4	100
SMB5930B	930B	15.2	16	16.8	23.4	10	600	0.25	1	12.2	93
SMB5931B	931B	17.1	18	18.9	20.8	12	650	0.25	1	13.7	83
SMB5932B	932B	19	20	21	18.7	14	650	0.25	1	15.2	75
SMB5933B	933B	20.9	22	23.1	17	17.5	650	0.25	1	16.7	68
SMB5934B	934B	22.8	24	25.2	15.6	19	700	0.25	1	18.2	62
SMB5935B	935B	25.65	27	28.35	13.9	23	700	0.25	1	20.6	55
SMB5936B	936B	28.5	30	31.5	12.5	28	750	0.25	1	22.8	50
SMB5937B	937B	31.35	33	34.65	11.4	33	800	0.25	1	25.1	45
SMB5938B	938B	34.2	36	37.8	10.4	38	850	0.25	1	27.4	41
SMB5939B	939B	37.05	39	40.95	9.6	45	900	0.25	1	29.7	38
SMB5940B	940B	40.85	43	45.15	8.7	53	950	0.25	1	32.7	34
SMB5941B	941B	44.65	47	49.35	8	67	1000	0.25	1	35.8	31
SMB5942B	942B	48.45	51	53.55	7.3	70	1100	0.25	1	38.8	29
SMB5943B	943B	53.2	56	58.8	6.7	86	1300	0.25	1	42.6	26
SMB5944B	944B	58.9	62	65.1	6	100	1500	0.25	1	47.1	24
SMB5945B	945B	64.6	68	71.4	5.5	120	1700	0.25	1	51.7	22
SMB5946B	946B	71.25	75	78.75	5	140	2000	0.25	1	56	20
SMB5947B	947B	77.9	82	86.1	4.6	160	2500	0.25	1	62.2	18
SMB5948B	948B	86.45	91	95.55	4.1	200	3000	0.25	1	69.2	16
SMB5949B	949B	95	100	105	3.7	250	3100	0.25	1	76	15
SMB5950B	950B	104.5	110	115.5	3.4	300	4000	0.25	1	83.6	13
SMB5951B	951B	114	120	126	3.1	380	4500	0.25	1	91.2	12
SMB5952B	952B	123.5	130	136.5	2.9	450	5000	0.25	1	98.8	11
SMB5953B	953B	142.5	150	157.5	2.5	600	6000	0.25	1	114	10
SMB5954B	954B	152	160	168	2.3	700	6500	0.25	1	121.6	9
SMB5955B	955B	171	180	189	2.1	900	7000	0.25	1	136.8	8
SMB5956B	956B	190	200	210	1.9	1200	8000	0.25	1	152	7

X-ON Electronics

Largest Supplier of Electrical and Electronic Components

Click to view similar products for [Zener Diodes](#) category:

Click to view products by [GOODWORK](#) manufacturer:

Other Similar products are found below :

[RKZ13B2KG#P1](#) [DL5234B](#) [EDZTE6113B](#) [1N4682](#) [1N4691](#) [1N4693](#) [1N4732A](#) [1N4736A](#) [1N4750A](#) [1N4759ARL](#) [1N5241B](#) [1N5365B](#)
[1N5369B](#) [1N747A](#) [1N959B](#) [1N964B](#) [1N966B](#) [1N968B](#) [1N972B](#) [NTE5121A](#) [NTE5147A](#) [NTE5152A](#) [NTE5155A](#) [NTE5164A](#)
[JANS1N4974US](#) [1N4692](#) [1N4700](#) [1N4702](#) [1N4704](#) [1N4711](#) [1N4714](#) [1N4737A](#) [1N4745ARL](#) [1N4752A](#) [1N4752ARL](#) [1N4760ARL](#)
[1N5221B](#) [1N5236B](#) [1N5241BTR](#) [1N5242BTR](#) [1N5350B](#) [1N5352B](#) [1N961BRR1](#) [1N964BRL](#) [RKZ5.1BKU#P6](#) [3SMAJ5946B-TP](#)
[3SMAJ5950B-TP](#) [3SMBJ5925B-TP](#) [441774C](#) [BZX84C3V9](#)