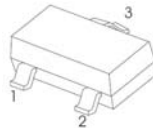


FEATURE

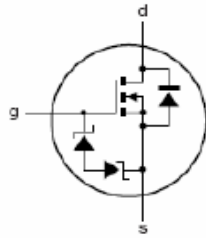
- High density cell design for low $R_{DS(ON)}$
- Voltage controlled small signal switch
- Rugged and reliable
- High saturation current capability

SOT-23

1. GATE
2. SOURCE
3. DRAIN

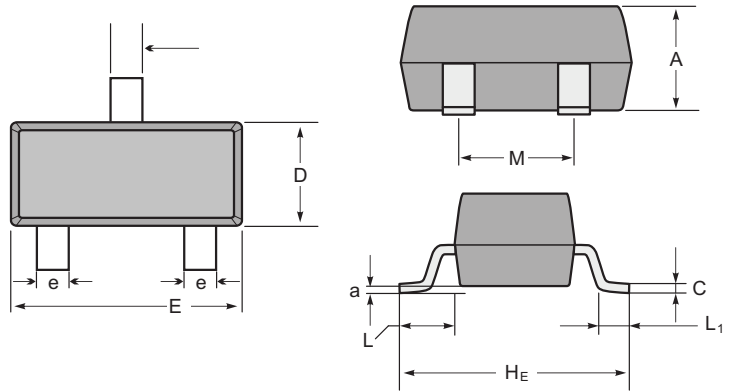


Equivalent Circuit



Marking

Type number	Marking code
2N7002	72k



SOT-23 mechanical data

UNIT	A	C	D	E	H _E	e	M	L	L ₁	a	
mm	max	1.1	0.15	1.4	3.0	2.6	0.5	1.95	0.55 (ref)	0.36 (ref)	0.0
	min	0.9	0.08	1.2	2.8	2.2	0.3	1.7			0.15
mil	max	43	6	55	118	102	20	77	22 (ref)	14 (ref)	0.0
	min	35	3	47	110	87	12	67			6

MOSFET MAXIMUM RATINGS ($T_a = 25^\circ\text{C}$ unless otherwise noted)

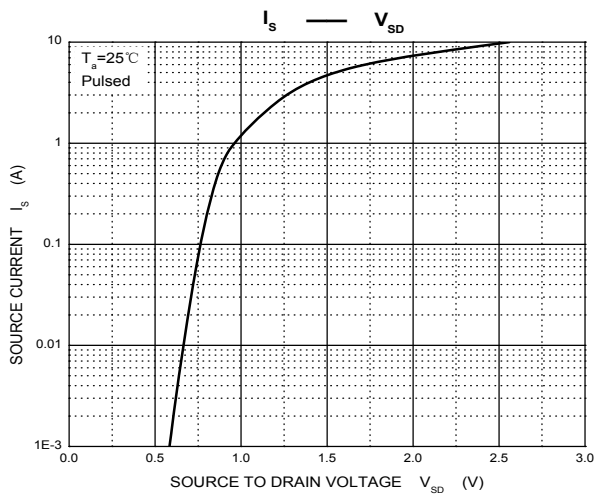
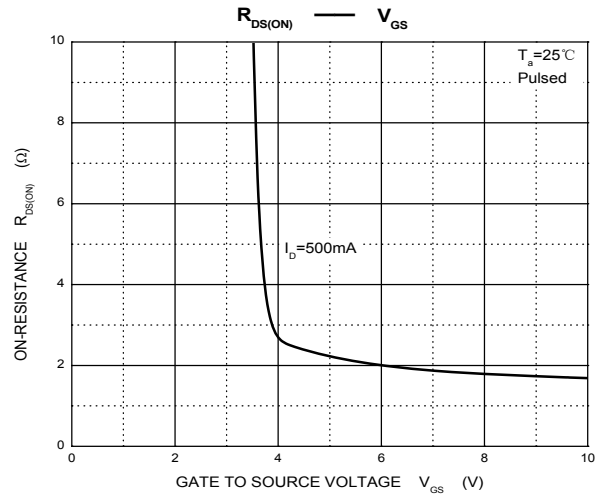
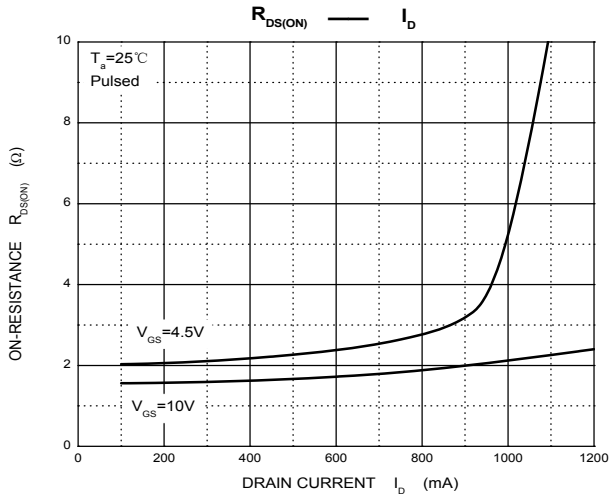
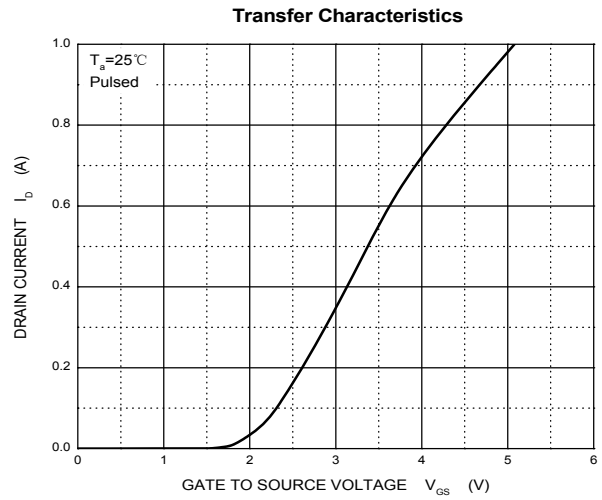
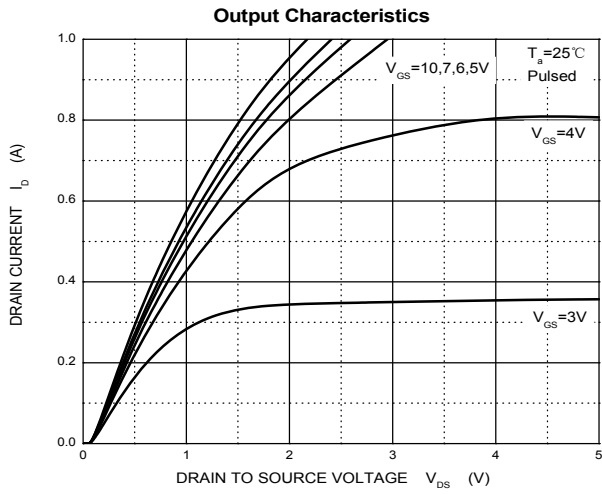
Symbol	Parameter	Value	Units
V_{DS}	Drain-Source voltage	60	V
V_{GS}	Gate-Source voltage	20	V
I_D	Drain Current	340	mA
P_D	Power Dissipation	0.35	W
T_J	Junction Temperature	150	$^\circ\text{C}$
T_{stg}	Storage Temperature	-55-150	$^\circ\text{C}$
$R_{\theta JA}$	Thermal Resistance from Junction to Ambient	357	$^\circ\text{C} / \text{W}$

2N7002K

MOSFET ELECTRICAL CHARACTERISTICS (Ta=25°C unless otherwise specified)

Parameter	Symbol	Test Condition	Min	Typ	Max	Units
Static Characteristics						
Drain-Source Breakdown Voltage	V _{DS}	V _{GS} = 0V, I _D =250μA	60			V
Gate Threshold Voltage*	V _{GS(th)}	V _{DS} =V _{GS} , I _D =1mA	1		2.5	V
Zero Gate Voltage Drain Current	I _{DSS}	V _{DS} =48V, V _{GS} = 0V			1	μA
Gate –Source leakage current	I _{GSS1}	V _{GS} =±20V, V _{DS} = 0V			±10	μA
	I _{GSS2}	V _{GS} =±10V, V _{DS} = 0V			±200	nA
	I _{GSS3}	V _{GS} =±5V, V _{DS} = 0V			±100	nA
Drain-Source On-Resistance*	R _{DS(on)}	V _{GS} = 4.5V, I _D =200mA		1.7	5.3	Ω
		V _{GS} =10V, I _D =500mA			5	Ω
Diode Forward Voltage	V _{SD}	V _{GS} =0V, I _S =300mA			1.5	V
Recovered charge	Q _r	V _{GS} =0V, I _S =300mA, V _R =25V, dI _S /dt=-100A/μS		30		nC
Dynamic Characteristics**						
Input Capacitance	C _{iss}	V _{DS} =10V, V _{GS} =0V, f =1MHz			40	pF
Output Capacitance	C _{oss}				30	pF
Reverse Transfer Capacitance	C _{rss}				10	pF
Switching Characteristics**						
Turn-On Delay Time	t _{d(on)}	V _{GS} =10V, V _{DD} =50V, R _G =50Ω, R _{GS} =50Ω, R _L =250Ω			10	ns
Turn-Off Delay Time	t _{d(off)}				15	ns
Reverse recovery Time	t _{rr}	V _{GS} =0V, I _S =300mA, V _R =25V, dI _S /dt=-100A/μS		30		ns
GATE-SOURCE ZENER DIODE						
Gate-Source Breakdown Voltage	BV _{GSO}	I _{GS} =±1mA (Open Drain)	±21.5		±30	V

RATING AND CHARACTERISTIC CURVES (2N7002K)



X-ON Electronics

Largest Supplier of Electrical and Electronic Components

Click to view similar products for [MOSFET](#) category:

Click to view products by [GOODWORK](#) manufacturer:

Other Similar products are found below :

[614233C](#) [648584F](#) [IRFD120](#) [IRFF430](#) [JANTX2N5237](#) [2N7000](#) [FCA20N60_F109](#) [FDZ595PZ](#) [AOD464](#) [2SK2267\(Q\)](#) [2SK2545\(Q,T\)](#)
[405094E](#) [423220D](#) [MIC4420CM-TR](#) [VN1206L](#) [614234A](#) [715780A](#) [SSM6J414TU,LF\(T](#) [751625C](#) [PSMN4R2-30MLD](#)
[TK31J60W5,S1VQ\(O](#) [2SK2614\(TE16L1,Q\)](#) [DMN1017UCP3-7](#) [EFC2J004NUZTDG](#) [FCAB21350L1](#) [P85W28HP2F-7071](#) [DMN1053UCP4-7](#)
[NTE2384](#) [NTE2969](#) [NTE6400A](#) [DMN2080UCB4-7](#) [DMN61D9UWQ-13](#) [US6M2GTR](#) [DMN31D5UDJ-7](#) [SSM6P54TU,LF](#) [DMP22D4UFO-](#)
[7B](#) [IPS60R3K4CEAKMA1](#) [DMN1006UCA6-7](#) [DMN16M9UCA6-7](#) [STF5N65M6](#) [STU5N65M6](#) [C3M0021120D](#) [DMN13M9UCA6-7](#)
[BSS340NWH6327XTSA1](#) [MCM3400A-TP](#) [DMTH10H4M6SPS-13](#) [IRF40SC240ARMA1](#) [IPS60R1K0PFD7SAKMA1](#)
[IPS60R360PFD7SAKMA1](#) [IPS60R600PFD7SAKMA1](#)