

FEATURES



- * Ideal for surface mount applications
- * Easy pick and place
- * High temperature soldering guaranteed:
260°C / 10 seconds at terminals

MECHANICAL DATA

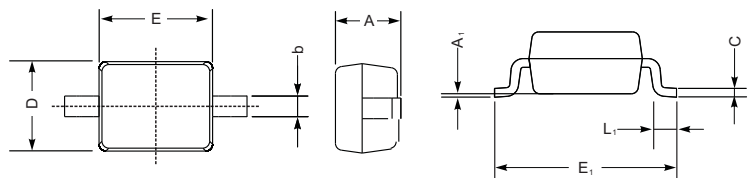
- * Case: Molded plastic
- * Epoxy: UL 94V-0 rate flame retardant
- * Metallurgically bonded construction
- * Polarity: Color band denotes cathode end
- * Mounting position: Any

VOLTAGE RANGE

2.4 to 43 Volts

200mW

SOD323



UNIT		A	C	D	E	E ₁	b	L ₁	A ₁
mm	max	1.1	0.15	1.4	1.8	2.75	0.4	0.45	0.2
	min	0.8	0.08	1.2	1.4	2.55	0.25	0.2	—
mil	max	43	5.9	55	70	108	16	16	8
	min	32	3.1	47	63	100	9.8	7.9	—

MAXIMUM RATINGS AND ELECTRICAL CHARACTERISTICS

Rating 25°C ambient temperature unless otherwise specified.
Single phase half wave, 60Hz, resistive or inductive load.
For capacitive load, derate current by 20%.

Absolute Maximum Ratings (T_a = 25°C)

Parameter	Symbol	Value	Unit
Power Dissipation	P _{tot}	200	mW
Junction Temperature	T _J	150	°C
Storage Temperature Range	T _{stg}	- 65 to + 150	°C

Characteristics at T_a = 25°C

Parameter	Symbol	Max.	Unit
Thermal Resistance Junction to Ambient Air	R _{thA}	625	°C/W
Forward Voltage at I _F = 10 mA	V _F	0.9	V

BZT52C2V4S THRU BZT52C43S

Fig.1 Power Derating Curve

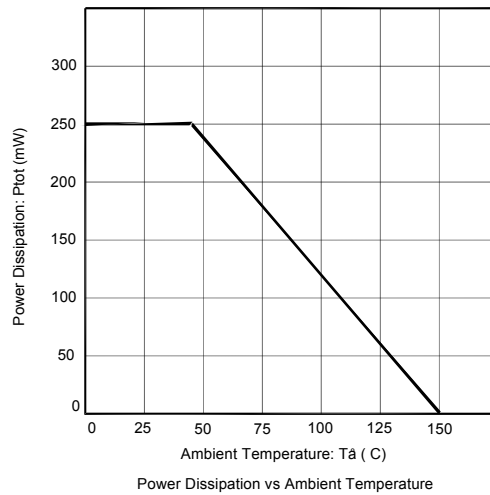
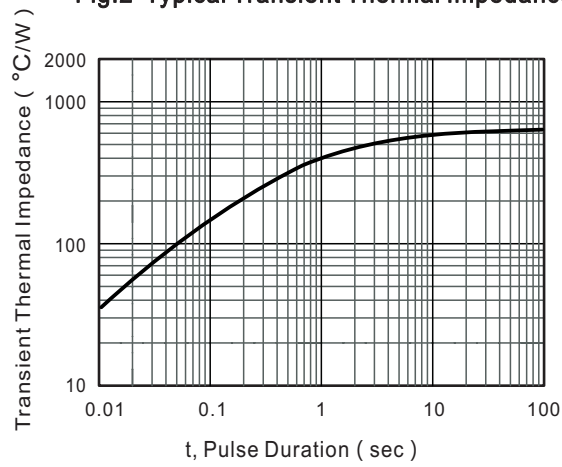


Fig.2 Typical Transient Thermal Impedance



BZT52C2V4S THRU BZT52C43S

Characteristics at Ta = 25°C

Type	Marking Code	Zener Voltage Range ¹⁾			Dynamic Impedance				Reverse Leakage Current	
		V _{znom}	V _{ZT}	at I _{ZT}	Z _{ZT}	at I _{ZT}	Z _{ZK}	at I _{ZK}	I _R	at V _R
		V	V	mA	Max. (Ω)	mA	Max. (Ω)	mA	Max. (μA)	V
BZT52C2V4S	MX	2.4	2.2...2.6	5	100	5	600	1	50	1
BZT52C2V7S	W1	2.7	2.5...2.9	5	100	5	600	1	20	1
BZT52C3V0S	W2	3.0	2.8...3.2	5	95	5	600	1	10	1
BZT52C3V3S	W3	3.3	3.1...3.5	5	95	5	600	1	5	1
BZT52C3V6S	W4	3.6	3.4...3.8	5	90	5	600	1	5	1
BZT52C3V9S	W5	3.9	3.7...4.1	5	90	5	600	1	3	1
BZT52C4V3S	W6	4.3	4...4.6	5	90	5	600	1	3	1
BZT52C4V7S	W7	4.7	4.4...5	5	80	5	500	1	3	2
BZT52C5V1S	W8	5.1	4.8...5.4	5	60	5	480	1	2	2
BZT52C5V6S	W9	5.6	5.2...6	5	40	5	400	1	1	2
BZT52C6V2S	WA	6.2	5.8...6.6	5	10	5	150	1	3	4
BZT52C6V8S	WB	6.8	6.4...7.2	5	15	5	80	1	2	4
BZT52C7V5S	WC	7.5	7...7.9	5	15	5	80	1	1	5
BZT52C8V2S	WD	8.2	7.7...8.7	5	15	5	80	1	0.7	5
BZT52C9V1S	WE	9.1	8.5...9.6	5	15	5	100	1	0.5	6
BZT52C10S	WF	10	9.4...10.6	5	20	5	150	1	0.2	7
BZT52C11S	WG	11	10.4...11.6	5	20	5	150	1	0.1	8
BZT52C12S	WH	12	11.4...12.7	5	25	5	150	1	0.1	8
BZT52C13S	WI	13	12.4...14.1	5	30	5	170	1	0.1	8
BZT52C15S	WJ	15	13.8... 15.	5	30	5	200	1	0.1	10.5
BZT52C16S	WK	16	15.3...17.1	5	40	5	200	1	0.1	11.2
BZT52C18S	WL	18	16.8... 19.1	5	45	5	225	1	0.1	12.6
BZT52C20S	WM	20	18.8...21.2	5	55	5	225	1	0.1	14
BZT52C22S	WN	22	20.8...23.3	5	55	5	250	1	0.1	15.4
BZT52C24S	WO	24	22.8...25.6	5	70	5	250	1	0.1	16.8
BZT52C27S	WP	27	25.1...28.9	2	80	2	300	0.5	0.1	18.9
BZT52C30S	WQ	30	28...32	2	80	2	300	0.5	0.1	21
BZT52C33S	WR	33	31...35	2	80	2	325	0.5	0.1	23.1
BZT52C36S	WS	36	34...38	2	90	2	350	0.5	0.1	25.2
BZT52C39S	WT	39	37...41	2	130	2	350	0.5	0.1	27.3
BZT52C43S	WU	43	40...46	2.5	130	2	500	1	2	33

NOTE: 1. Device mounted on ceramic PCB: 7.6mm x 9.4mm x 0.87mm with pad areas 25mm².
 2. Short duration test pulse used to minimize self-heating effect.
 3. f = 1kHz.

X-ON Electronics

Largest Supplier of Electrical and Electronic Components

Click to view similar products for [Zener Diodes](#) category:

Click to view products by [GOODWORK](#) manufacturer:

Other Similar products are found below :

[RKZ13B2KG#P1](#) [DL5234B](#) [EDZTE6113B](#) [1N4682](#) [1N4691](#) [1N4693](#) [1N4732A](#) [1N4736A](#) [1N4750A](#) [1N4759ARL](#) [1N5241B](#) [1N5365B](#)
[1N5369B](#) [1N747A](#) [1N959B](#) [1N964B](#) [1N966B](#) [1N968B](#) [1N972B](#) [NTE5121A](#) [NTE5147A](#) [NTE5152A](#) [NTE5155A](#) [NTE5164A](#)
[JANS1N4974US](#) [1N4692](#) [1N4700](#) [1N4702](#) [1N4704](#) [1N4711](#) [1N4714](#) [1N4737A](#) [1N4745ARL](#) [1N4752A](#) [1N4752ARL](#) [1N4760ARL](#)
[1N5221B](#) [1N5236B](#) [1N5241BTR](#) [1N5242BTR](#) [1N5350B](#) [1N5352B](#) [1N961BRR1](#) [1N964BRL](#) [RKZ5.1BKU#P6](#) [3SMAJ5946B-TP](#)
[3SMAJ5950B-TP](#) [3SMBJ5925B-TP](#) [441774C](#) [BZX84C3V9](#)