

## FEATURES

- \* Ideal for printed circuit board
- \* Low forward voltage
- \* Low leakage current
- \* Polarity: marked on body
- \* Mounting position: Any
- \* Weight: 4.8 grams

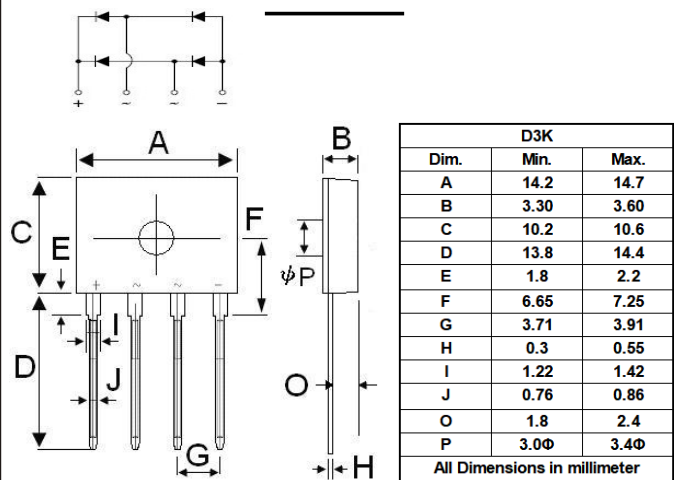
## VOLTAGE RANGE

600 to 1000 Volts

## CURRENT

4.0 Ampere

### D3K



## MAXIMUM RATINGS AND ELECTRICAL CHARACTERISTICS

Rating 25°C ambient temperature unless otherwise specified.  
Single phase half wave, 60Hz, resistive or inductive load.  
For capacitive load, derate current by 20%.

	Symbols	D4UB60	D4UB80	D4UB100	Units
Maximum Recurrent Peak Reverse Voltage	$V_{RRM}$	600	800	1000	Volts
Maximum RMS Voltage	$V_{RMS}$	420	560	700	Volts
Maximum DC Blocking Voltage	$V_{DC}$	600	800	1000	Volts
Maximum Average Forward Rectified Current .375" (9.5mm) Lead Length at $T_A=50$	$I_{(AV)}$	4.0			Amp
Peak Forward Surge Current, 8.3ms single half-sine-wave superimposed on rated load (JEDEC method)	$I_{FSM}$	100			Amp
Maximum Forward Voltage at 4.0A DC and 25	$V_F$	1.1			Volts
Maximum Reverse Current at $T_A=25$ at Rated DC Blocking Voltage $T_A=100$	$I_R$	500			uAmp
Typical Junction Capacitance (Note 1)	$C_J$	25			pF
Typical Thermal Resistance (Note 2)	$R_{0JA}$	25			/W
Typical Thermal Resistance (Note 2)	$R_{0JL}$	16			/W
Operating and Storage Temperature Range	$T_J, T_{stg}$	-55 to +150			

### NOTES:

- 1- Measured at 1 MHz and applied reverse voltage of 4.0 VDC.
- 2- Thermal Resistance Junction to Ambient and form junction to lead at 0.375" (9.5mm) lead length P.C.B. Mounted.

RATING AND CHARACTERISTIC CURVES (D4UB60 THRU D4UB100)

FIG.1-TYPICAL FORWARD CURRENT DERATING CURVE

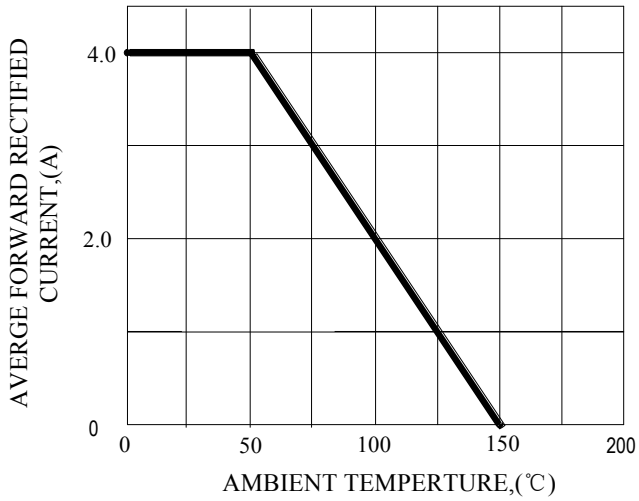


FIG.2-TYPICAL INSTANTANEOUS FORWARD CHARACTERISTICS

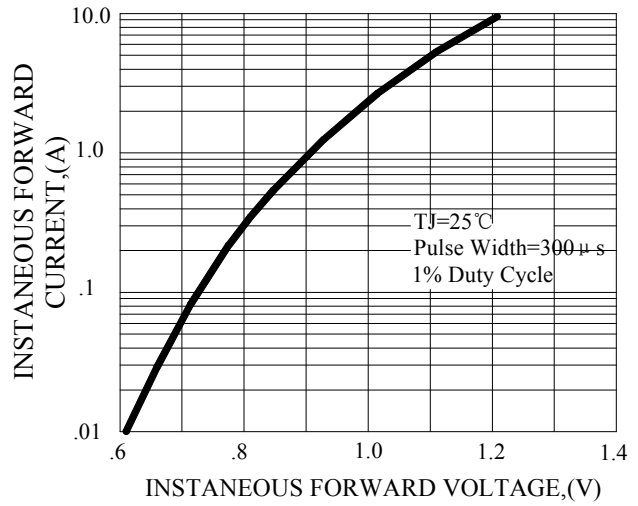


FIG.3-MAXIMUM NON-REPETITIVE FORWARD SURGE CURRENT

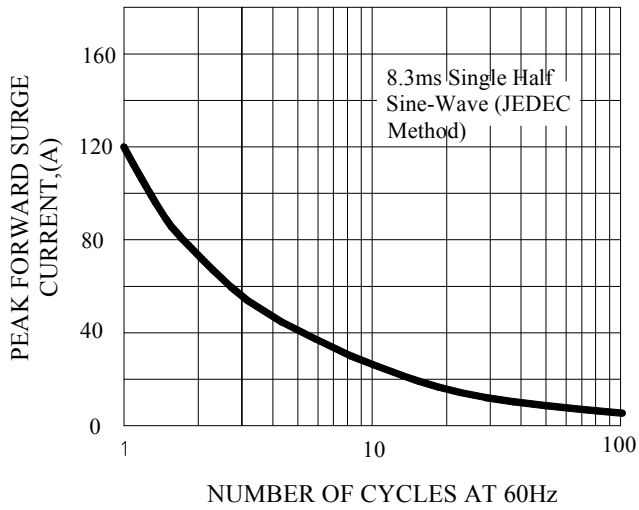
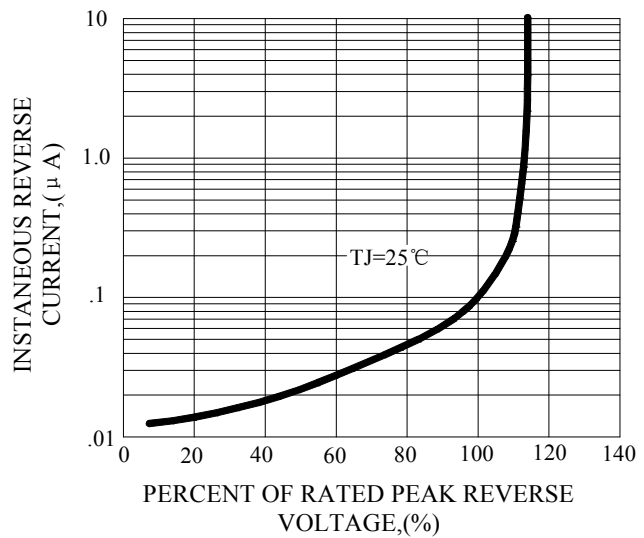


FIG.4-TYPICAL REVERSE CHARACTERISTICS



## X-ON Electronics

Largest Supplier of Electrical and Electronic Components

*Click to view similar products for [Bridge Rectifiers](#) category:*

*Click to view products by [GOODWORK](#) manufacturer:*

Other Similar products are found below :

[MB2510](#) [MB252](#) [MB356G](#) [MB358G](#) [MP358-BP](#) [90MT160KPBF](#) [GBJ1504-BP](#) [GBU10B-BP](#) [GBU15J-BP](#) [GBU15K-BP](#) [GBU4A-BP](#)  
[GBU4D-BP](#) [GSIB680-E3/45](#) [DB101-BP](#) [DF01](#) [DF10SA-E345](#) [BU1508-E3/45](#) [BU1510-E3/45](#) [KBPC50-10S](#) [RS405GL-BP](#) [G5SBA60-](#)  
[E3/51](#) [GBJ1502-BP](#) [GBU10J-BP](#) [GBU4J-BP](#) [GBU6M](#) [GBU8D-BP](#) [GBU8J-BP](#) [GSIB1520-E3/45](#) [TB102M](#) [MB1510](#) [MB6M-G](#) [MB86](#)  
[TL401G](#) [MDA920A2](#) [TU602](#) [TU810](#) [MP501W-BP](#) [MP502-BP](#) [BR1005-BP](#) [BR101-BP](#) [BR84DTP204](#) [BU1010A-E3/51](#) [BU1508-E3/51](#)  
[BU2006-E3/45](#) [BU2008-E3/51](#) [US15KB80R-7000](#) [KBPC25-02](#) [VS-60MT120KPBF](#) [DB105-BP](#) [DF1510S](#)