



FEATURES

- * Ideal for printed circuit board
- * Reliable low cost construction utilizing molded plastic technique
- * High surge current capability
- * Polarity: Symbol molded on body
- * Mounting position: Any
- * Weight: 0.12 grams

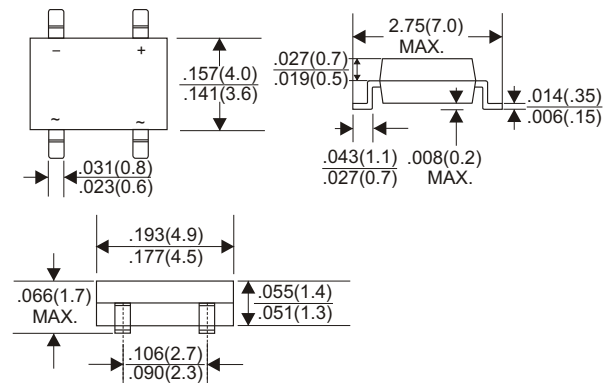
VOLTAGE RANGE

20 to 200 Volts

CURRENT

2.0 Ampere

MBF



MAXIMUM RATINGS AND ELECTRICAL CHARACTERISTICS

Rating 25°C ambient temperature unless otherwise specified.
 Single phase half wave, 60Hz, resistive or inductive load.
 For capacitive load, derate current by 20%.

TYPE NUMBER	MB22F	MB24F	MB26F	MB28F	MB210F	MB215F	MB220F	UNIT
Maximum Recurrent Peak Reverse Voltage	20	40	60	80	100	150	200	V
Maximum RMS Voltage	14	28	42	56	70	105	140	V
Maximum DC Blocking Voltage	20	40	60	80	100	150	200	V
Maximum Average Forward Rectified Current at Ta=40°C (Note 1)	2.0							A
Peak Forward Surge Current, 8.3 ms single half sine-wave superimposed on rated load (JEDEC method)	5.0							A
Maximum Forward Voltage Drop per Bridge Element at 2.0A D.C.	0.55	0.7	0.85	0.9				V
Maximum DC Reverse Current at Rated DC Blocking Voltage	0.3		0.2		0.1			mA
	10		5		2			mA
Typical Thermal Resistance R _{JA} (Note 2)	100							°C/W
Operating Temperature Range, T _J	-55 — +150							°C
Storage Temperature Range, T _{STG}	-55 — +150							°C

NOTES: 1. Mounted on P.C. Board.
 2. Thermal Resistance Junction to Ambient.

RATING AND CHARACTERISTIC CURVES (MB22F THRU MB220F)

Fig.1 Forward Current Derating Curve

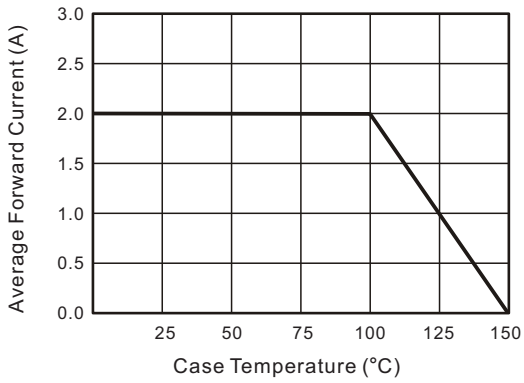


Fig.2 Typical Reverse Characteristics

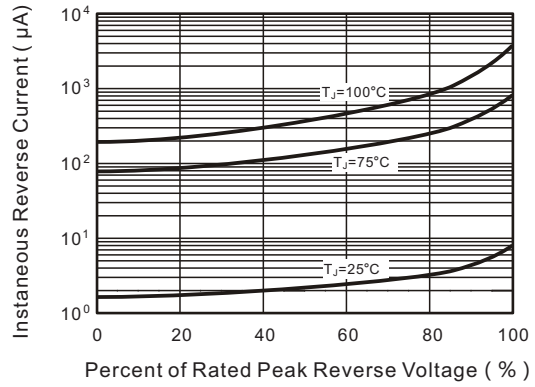


Fig.3 Typical Forward Characteristic

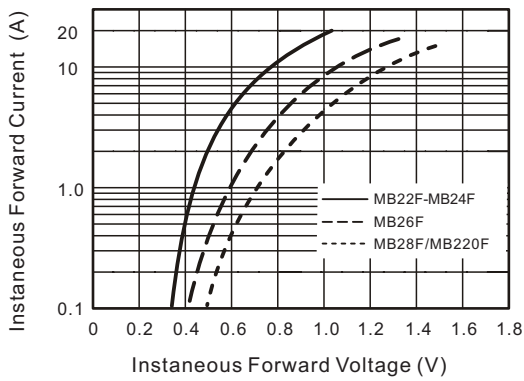


Fig.4 Typical Junction Capacitance

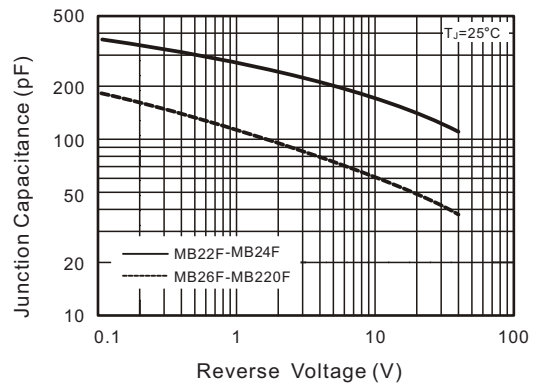


Fig.5 Maximum Non-Repetitive Peak Forward Surge Current

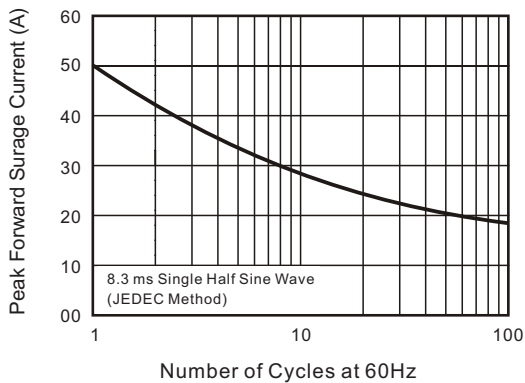
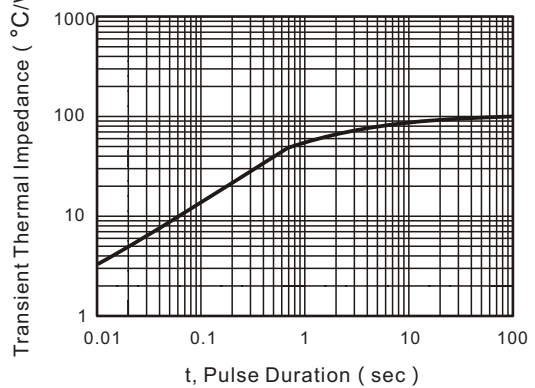


Fig.6- Typical Transient Thermal Impedance



X-ON Electronics

Largest Supplier of Electrical and Electronic Components

Click to view similar products for [Bridge Rectifiers](#) category:

Click to view products by [GOODWORK](#) manufacturer:

Other Similar products are found below :

[MB2510](#) [MB252](#) [MB356G](#) [MB358G](#) [GBJ1504-BP](#) [GBU10B-BP](#) [GBU15K-BP](#) [GBU4A-BP](#) [GBU4D-BP](#) [DB101-BP](#) [DF01](#) [DF10SA-E345](#)
[KBPC50-10S](#) [RS405GL-BP](#) [GBJ1502-BP](#) [GBU6M](#) [TB102M](#) [MB1510](#) [MB86](#) [TL401G](#) [MDA920A2](#) [TU602](#) [TU810](#) [MP5010W-BP](#)
[MP501W-BP](#) [MP502-BP](#) [KBPC25-02](#) [VBO160-12NO7](#) [VS-110MT120KPBF](#) [VS-60MT80KPBF](#) [DB105-BP](#) [DF1510S](#) [VS-](#)
[40MT160PAPBF](#) [GBU4G-BP](#) [GSIB15A80-E3/45](#) [DB104-BP](#) [D3SB60](#) [TB354](#) [GBJ2504-BP](#) [26MB100A](#) [B1S-G](#) [VS-40MT160KPBF](#)
[VUO162-16NO7](#) [ABS10-G](#) [GBU6B-BP](#) [GBJ1508-BP](#) [BR5010-G](#) [ABS6-G](#) [B125C800G-E4/51](#) [MSB15MH-13](#)