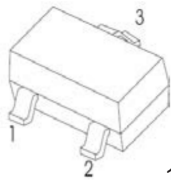




FEATURES

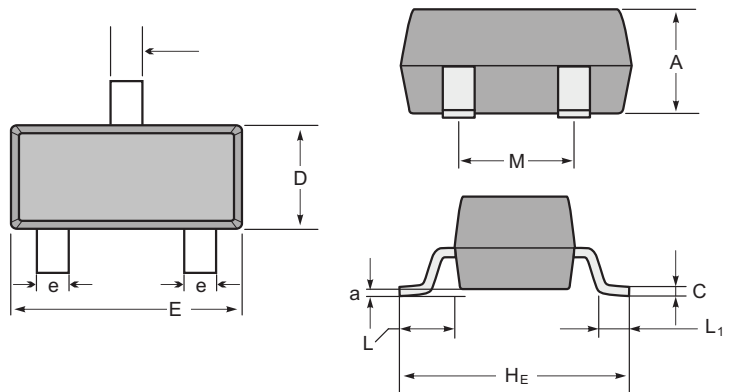
- Switching Transistor



1.BASE
2.EMITTER
3.COLLECTOR

Marking

Type number	Marking code
MMBT4403	2T



SOT-23 mechanical data

UNIT	A	C	D	E	HE	e	M	L	L ₁	a	
mm	max	1.1	0.15	1.4	3.0	2.6	0.5	1.95	0.55 (ref)	0.36 (ref)	0.0
	min	0.9	0.08	1.2	2.8	2.2	0.3	1.7			0.15
mil	max	43	6	55	118	102	20	77	22 (ref)	14 (ref)	0.0
	min	35	3	47	110	87	12	67			6

MAXIMUM RATINGS (Ta=25°C unless otherwise noted)

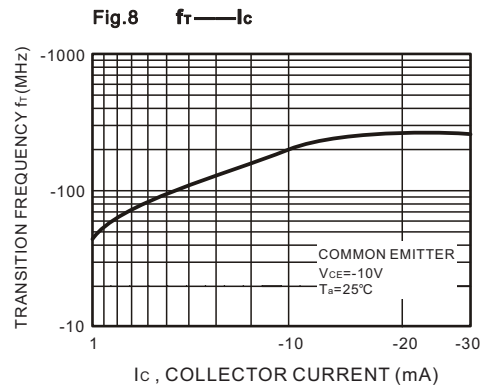
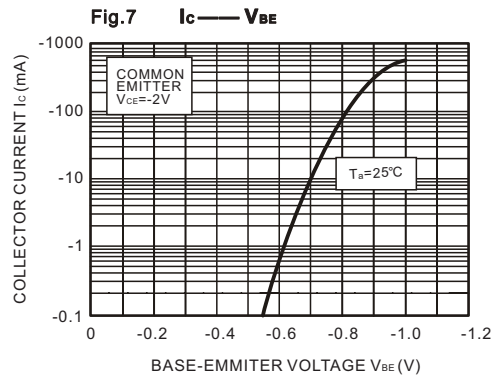
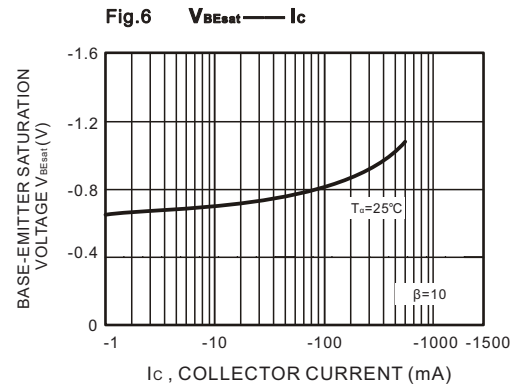
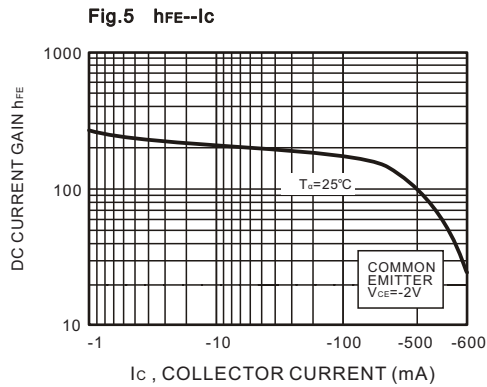
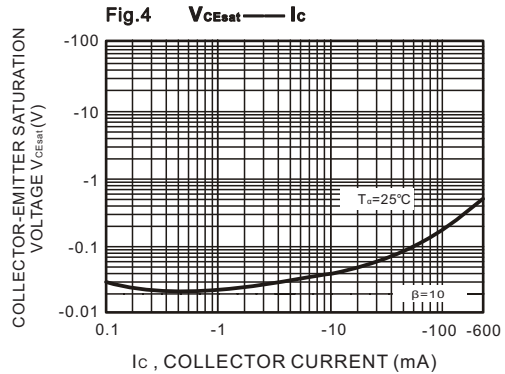
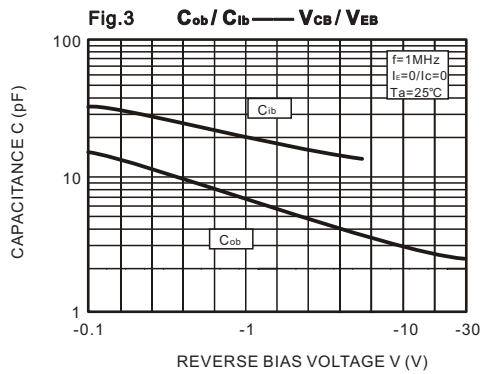
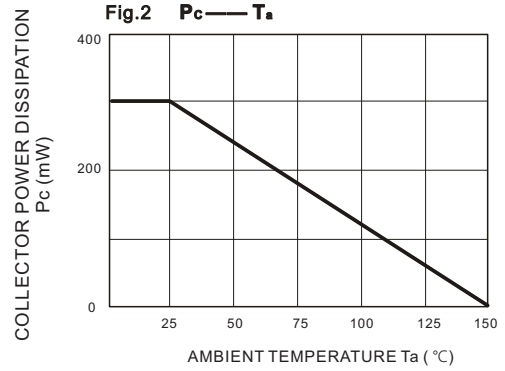
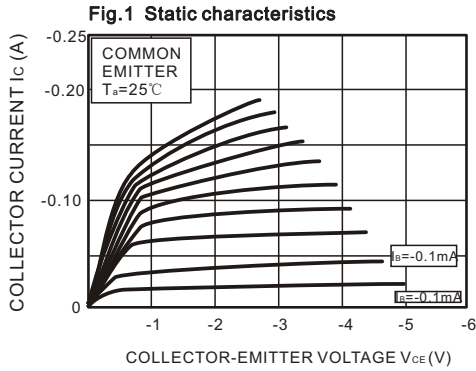
Parameter	Symbol	Value	Unit
Collector–Base Voltage	V_{CBO}	-40	V
Collector–Emitter Voltage	V_{CEO}	-40	V
Emitter–Base Voltage	V_{EBO}	-5	V
Collector Current — Continuous	I_C	-600	mA
Collector Power Dissipation	P_C	300	mW
Thermal Resistance From Junction To Ambient	R_{thJA}	417	°C/W
Operation Junction and Storage Temperature Range	T_J, T_{stg}	-55~+150	°C

MMBT4403

ELECTRICAL CHARACTERISTICS (TA = 25°C unless otherwise noted.)

Parameter	Symbol	Test conditions	Min	Typ	Max	Unit
Collector-base breakdown voltage	$V_{(BR)CBO}$	$I_C = -100\mu A, I_E = 0$	-40			V
Collector-emitter breakdown voltage	$V_{(BR)CEO}$	$I_C = -1\text{ mA}, I_B = 0$	-40			V
Emitter-base breakdown voltage	$V_{(BR)EBO}$	$I_E = -100\mu A, I_C = 0$	-5			V
Collector cut-off current	I_{CBO}	$V_{CB} = -35V, I_E = 0$			-0.1	μA
Collector cut-off current	I_{CEX}	$V_{CE} = -35V, V_{EB} = 0.4V$			-0.1	μA
Emitter cut-off current	I_{EBO}	$V_{EB} = -4V, I_C = 0$			-0.1	μA
DC current gain	h_{FE1}	$V_{CE} = -1V, I_C = -0.1\text{ mA}$	30			
	h_{FE2}	$V_{CE} = -1V, I_C = -1\text{ mA}$	60			
	h_{FE3}	$V_{CE} = -1V, I_C = -10\text{ mA}$	100			
	h_{FE4}	$V_{CE} = -2V, I_C = -150\text{ mA}$	100		300	
	h_{FE5}	$V_{CE} = -2V, I_C = -500\text{ mA}$	20			
Collector-emitter saturation voltage	$V_{CE(sat)}$	$I_C = -150\text{ mA}, I_B = -15\text{ mA}$			-0.4	V
		$I_C = -500\text{ mA}, I_B = -50\text{ mA}$			-0.75	V
Base-emitter saturation voltage	$V_{BE(sat)}$	$I_C = -150\text{ mA}, I_B = -15\text{ mA}$			-0.95	V
		$I_C = -500\text{ mA}, I_B = -50\text{ mA}$			-1.3	V
Transition frequency	f_T	$V_{CE} = -10V, I_C = -20\text{ mA}, f = 100\text{ MHz}$	200			MHz
Delay time	t_d	$V_{CC} = -30V, V_{BE(off)} = -0.5V, I_C = -150\text{ mA}, I_{B1} = -15\text{ mA}$			15	ns
Rise time	t_r				20	ns
Storage time	t_s	$V_{CC} = -30V, I_C = -150\text{ mA}, I_{B1} = I_{B2} = -15\text{ mA}$			225	ns
Fall time	t_f				60	ns

RATING AND CHARACTERISTIC CURVES (MMBT4403)



X-ON Electronics

Largest Supplier of Electrical and Electronic Components

Click to view similar products for [Bipolar Transistors - BJT category](#):

Click to view products by [GOODWORK manufacturer](#):

Other Similar products are found below :

[619691C](#) [MCH4017-TL-H](#) [MMBT-2369-TR](#) [BC546/116](#) [BC557/116](#) [BSW67A](#) [NJVMJD148T4G](#) [NTE123AP-10](#) [NTE153MCP](#) [NTE16](#)
[NTE195A](#) [NTE92](#) [2N4401-A](#) [2N6728](#) [2SA1419T-TD-H](#) [2SA2126-E](#) [2SB1204S-TL-E](#) [2SC2712S-GR,LF](#) [SP000011176](#) [2N2907A](#) [2N3904-](#)
[NS](#) [2N5769](#) [2SC2412KT146S](#) [CPH6501-TL-E](#) [MCH4021-TL-E](#) [MJE340](#) [Jantx2N5416](#) [US6T6TR](#) [NJL0281DG](#) [732314D](#) [CPH3121-TL-E](#)
[CPH6021-TL-H](#) [873787E](#) [IMZ2AT108](#) [MMST8098T146](#) [UMX21NTR](#) [MCH6102-TL-E](#) [NJL0302DG](#) [30A02MH-TL-E](#) [NTE13](#) [NTE26](#)
[NTE282](#) [NTE323](#) [NTE350](#) [NTE81](#) [STX83003-AP](#) [JANTX2N2920L](#) [JANSR2N2222AUB](#) [CMLT3946EG TR](#) [2SA1371D-AE](#)